



# Fresh produce market trends

Retail Business Banking



## Market conditions remain stable

Market conditions remained stable over the past week. More indications were visible that market demand was moving closer to pre-COVID-19 conditions, as demand remained strong for major vegetables, and prices got support from strong demand conditions.

Retail Business Banking  
AgriBusiness  
05 October 2020

**Abrie Rautenbach**  
+27 11 350 3327  
Abrie.Rautenbach@absa.africa

**Olga de Freitas**  
+27 11 846 1569  
Olga.defreitas@absa.co.za

<https://www.absa.co.za/business/sector-solutions/agribusiness/agri-smart-insights/>

Accessor

# Fresh Produce Market Report

## Cabbage: Market Trends

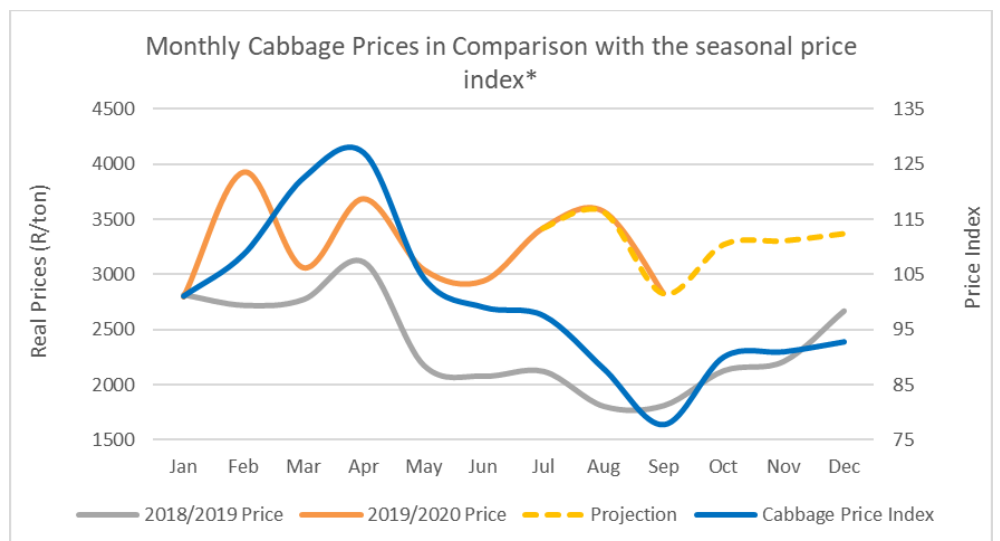
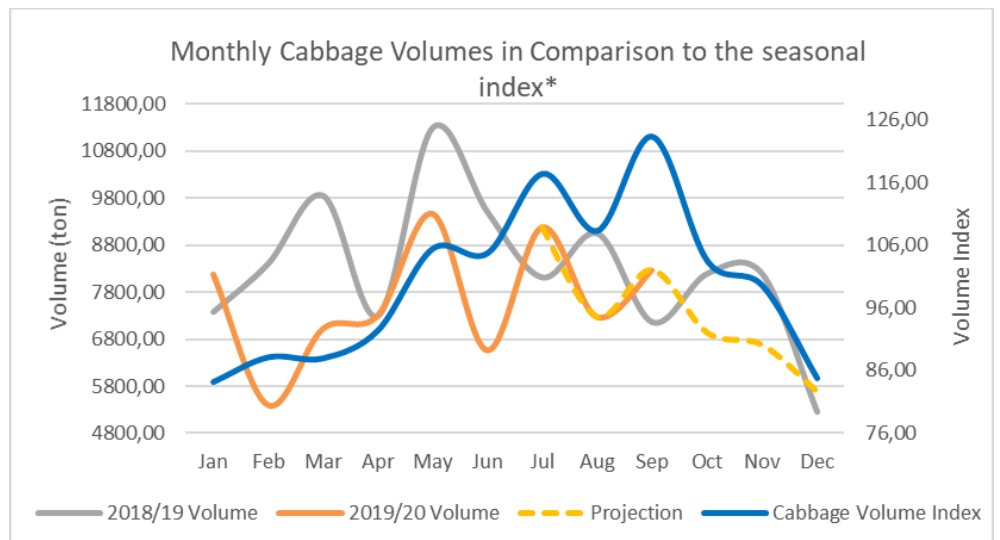
This week, volumes increased 9.9% and prices increased 7.8%, week-on-week. Volumes were down by -12.7% the previous week, but prices had increased by 3.8%. Volumes fell -1.2% month-on-month and -0.7% year-on-year. Prices have kept rising year-on-year, with 25.6% up this week and 27.7% up the previous week.

### Local Market

#### Weekly Cabbage Volumes and Prices

	Volume (ton)	Price (R/ton)
Week ending 02 October	2112	R 2 582
w/w	9,9%	7,8%
m/m	-1,2%	-15,6%
y/y	-0,7%	25,6%

### Outlook



\*Jan 2000 - Jan 2020

## Carrot: Market Trends

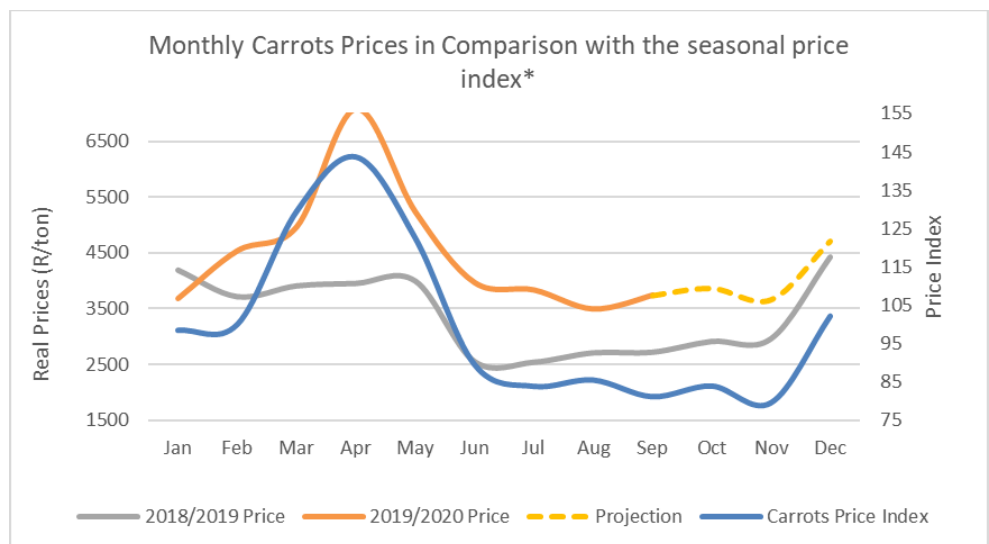
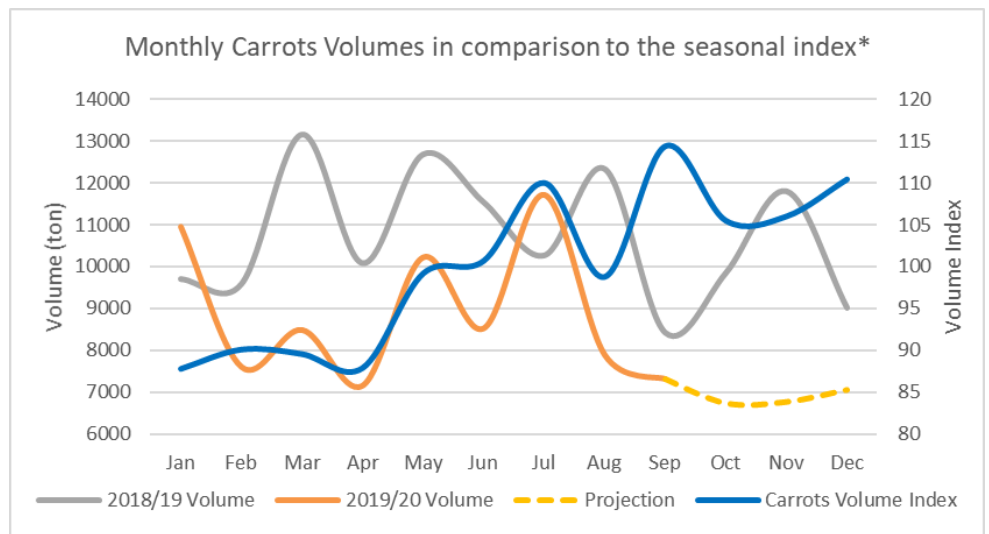
Volumes were good this week, increasing 22.2% compared with the previous week's -3.7%. Prices have increased slightly, by 1.2% week-on-week, compared with the decrease of -5.5% in the previous week. Year-on-year, volumes continue to decrease, by -16% this week and -20.8% the previous week.

### Local Market

#### Weekly Carrot Volumes and Prices

	Volume (ton)	Price (R/ton)
Week ending 02 October	2224	R 3 215
w/w	22,2%	1,2%
m/m	15,9%	-13,9%
y/y	-16,0%	7,3%

### Outlook



\*Jan 2000 - Jan 2020

## Onion: Market Trends

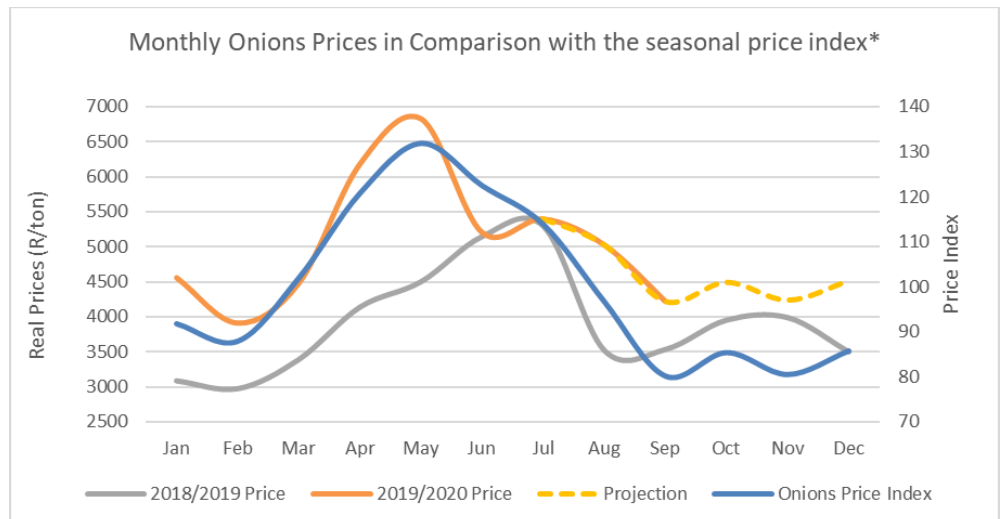
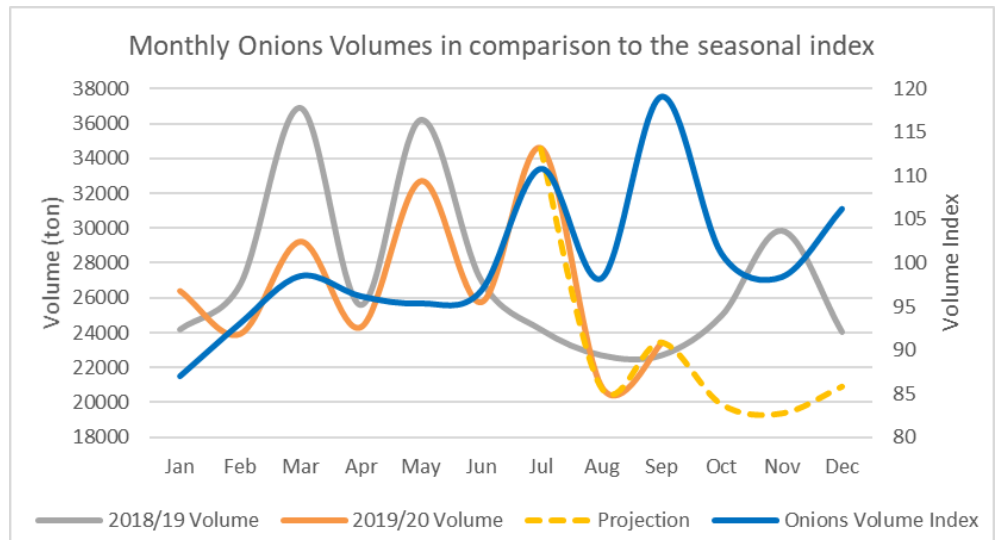
Onion volumes showed strength this week, increasing 24.4% compared with the previous week's -2.6%. Prices have moved slightly week-on-week, with this week's decrease of -1.1% against the previous week's -2.7%.

### Local Market

#### Weekly Onion Volumes and Prices

	Volume (ton)	Price (/ton)
Week ending 02 October	6769	R 3 703
w/w	24,4%	-1,1%
m/m	7,6%	-12,3%
y/y	-11,9%	-0,8%

### Outlook



\*Jan 2000 - Jan 2020

## Potato: Market Trends

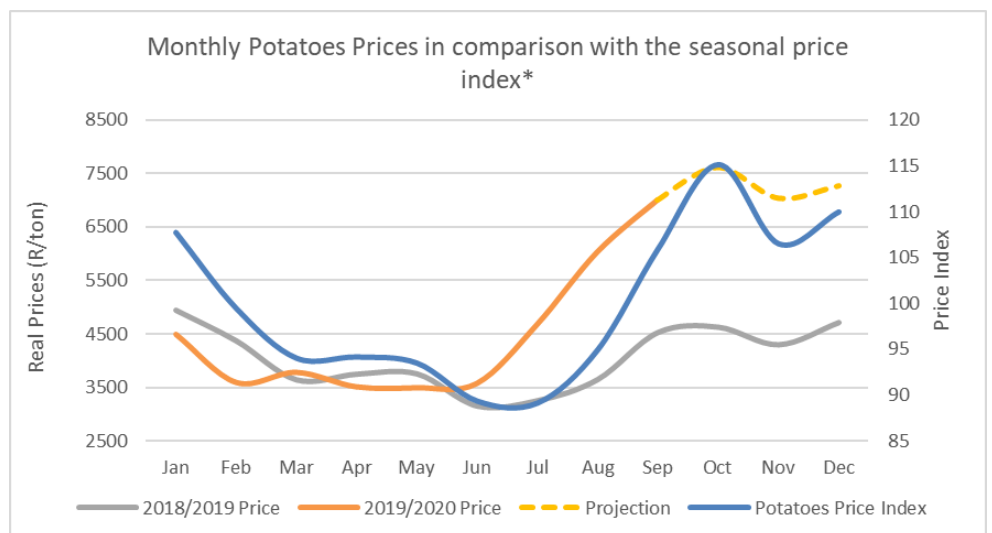
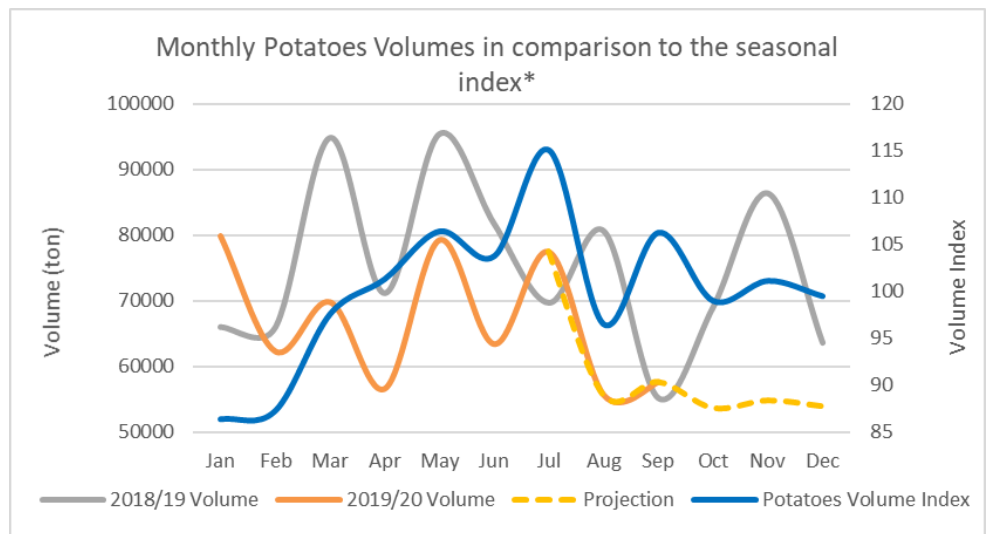
Volumes have increased week-on-week, 11.7% this week and 3.1% the previous week. Prices increased 6.9% this week, against the -2.4% decrease in the previous week. Prices continue to rise year-on-year, with 30.1% increase this week compared with the previous week's 45.8% increase.

### Local Market

#### Weekly Potato Volumes and Prices

	Volume (ton)	Price (R/ton)
Week ending 02 October	15 627	R 7 001
w/w	11,7%	6,9%
m/m	-5,9%	12,4%
y/y	-10,5%	30,1%

### Outlook



\*Jan 2000 - Jan 2020

## Tomato: Market Trends

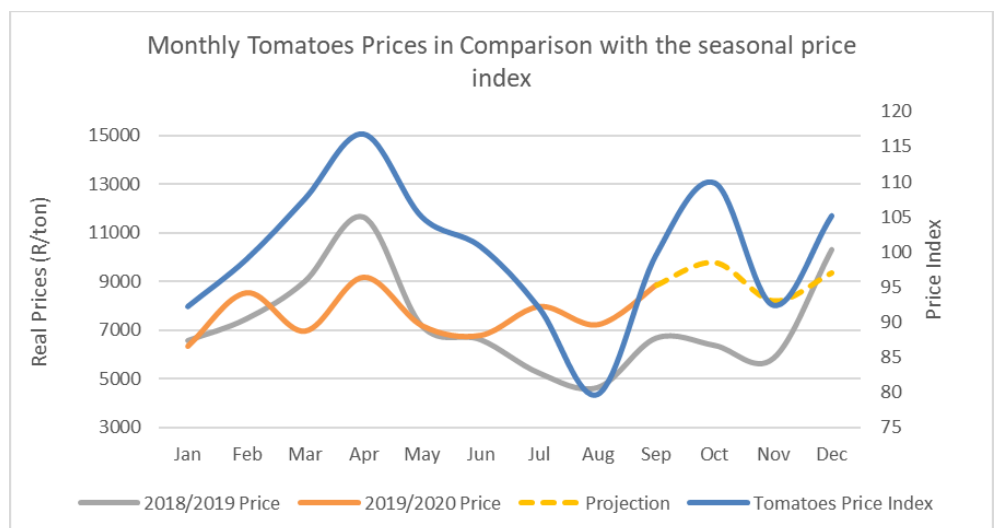
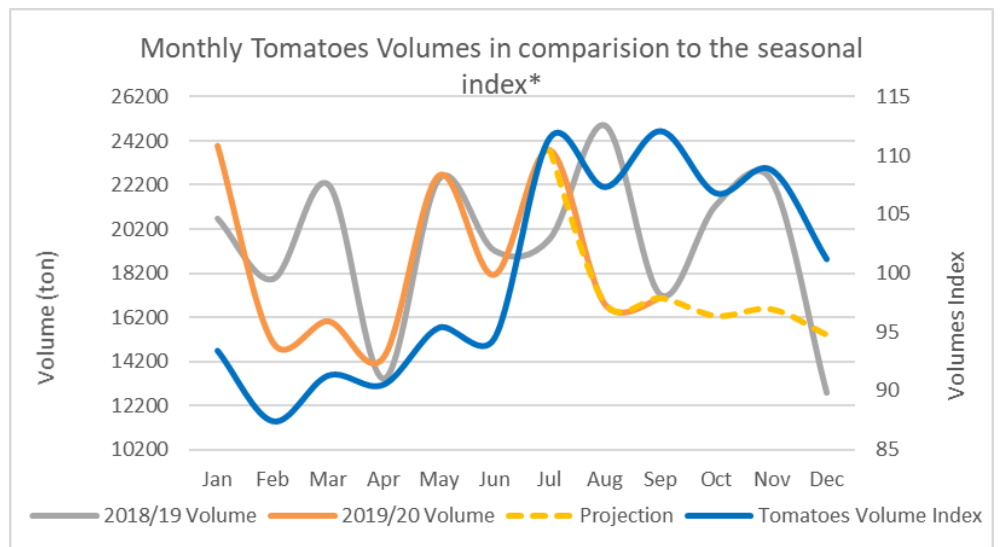
This week, volumes increased by 4.7% week-on-week compared with the previous week's 15.8%. Prices this week have dropped by -8.9% week-on-week compared with the previous week's 3.3% increase, suggesting an easing of demand. Volumes month-on-month remain strong, with an increase of 22.6% this week against the previous week's 37% increase.

### Local Market

#### Weekly Tomato Volumes and Prices

	Volume (ton)	Price (R/ton)
Week ending 02 October	4766	R 8 519
w/w	4,7%	-8,9%
m/m	22,6%	13,7%
y/y	-1,6%	12,8%

### Outlook



\*Jan 2000 - Jan 2020