

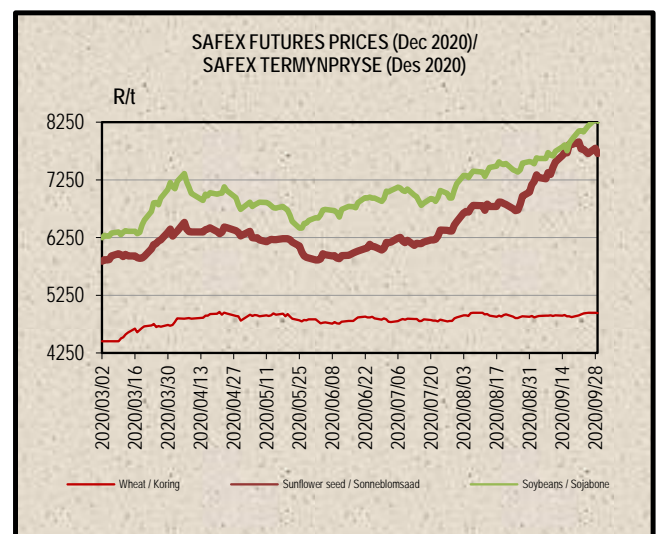
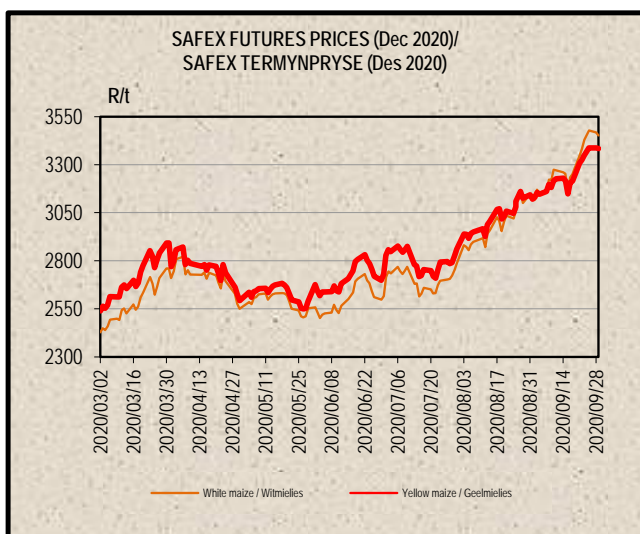
SAGIS WEEKLY BULLETIN / SAGIS WEEKLIKSE BULLETIN

1. PRODUCER DELIVERIES:	1. PRODUSENTELEWERINGS:
http://www.sagis.org.za/weekly_prod_deliveries.html	
2. IMPORTS, EXPORTS & MAIZE INTENTIONS:	2. INVOERE, UITVOERE & MIELIE INTENSIES:
http://www.sagis.org.za/weekly_imp-exp.html	

3. DOMESTIC PRICES PER SAFEX (R/t)(a)

3. PLAASLIKE PRYSE VOLGENS SAFEX (R/t)(a)

Commodity	Future Prices / Termynpryse (2020/09/29) R/ton					Kommoditeit
	Dec-20	Mar-21	May-21	Jul-21	Sep-21	
White maize	3452.00	3410.00	3050.00	2940.00	2989.00	Witmielies
Yellow maize	3384.00	3345.00	3012.00	2957.00	3004.00	Geelmielies
Wheat	4937.00	5036.00	5080.00	5130.00	5085.00	Koring
Sunflower	7711.00	7670.00	6880.00	6880.00	6995.00	Sonneblom
Soybeans	8268.00	7929.00	7118.00	7200.00	7260.00	Sojabone
Sorghum	3800.00	3849.00	3820.00	3700.00	N/A	Sorghum



Directors/Direkteure:

Boshoff JDW (Mr/Mnr), Briedenmann E (Dr) (Vice-Chairperson /Onder Voorsitter), Make BB (Mr/Mnr), Mohane HT (Mr/Mnr), Nebe AAA (Mr/Mnr), Ngejane Z (Mr/Mnr), Purchase JL (Dr) Chairperson/Voorsitter, Purnell M (Ms/Me) (Vice-Chairperson /Onder Voorsitter)

Alternate Directors/Alternatiewe Direkteure: General Manager/Hoofbestuurder:

Groothof WJ (Mr/Mnr), Penny GR (Mr/Mnr), Schoonwinkel BC (Mr/Mnr), Van der Merwe JM (Ms/Me)
Hawkins NJ (Mr/Mnr)

4. IMPORT TARIFF ON MAIZE & WHEAT (b)(c)

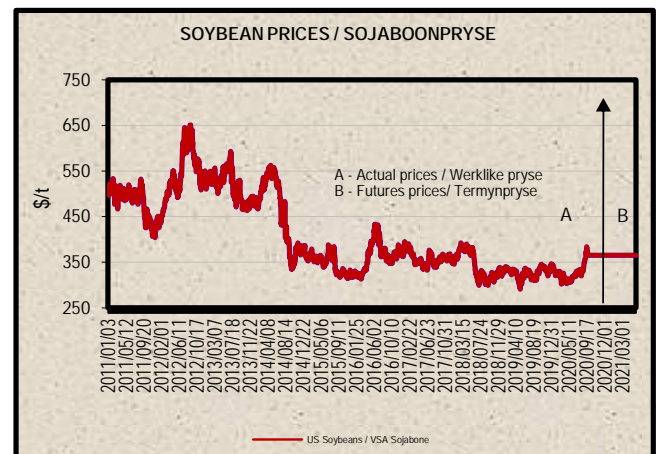
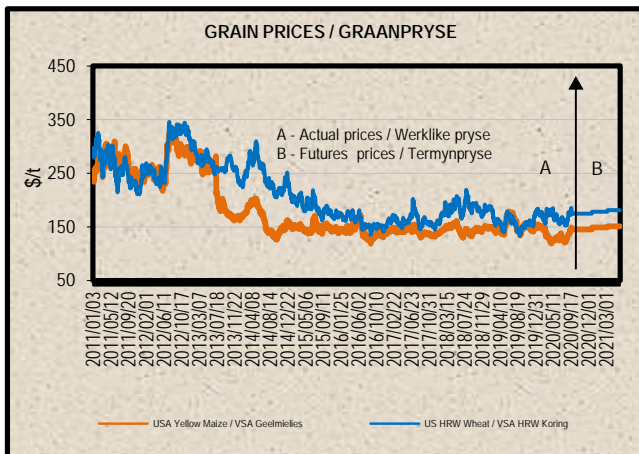
http://www.sagis.org.za/import_tariffs.html

4. INVOERTARIEF OP MIELIES & KORING (b)(c)*

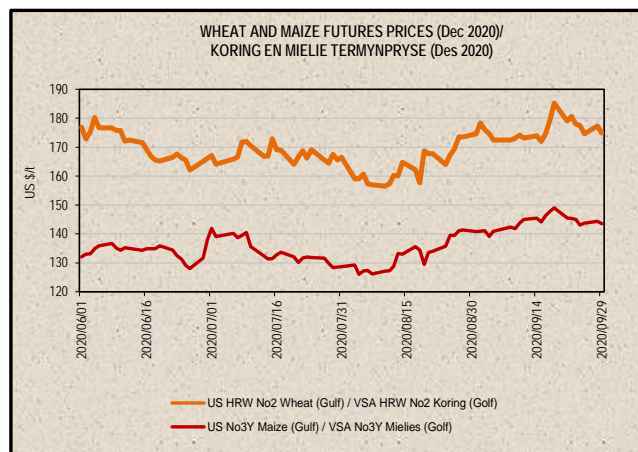
5. PRICES – INTERNATIONAL (US\$/t)

5. PRYSE - INTERNASIONAAL (VSA\$/t)

FOB (US\$/t)	Export Quotations/ Uitvoerkwotasie (b)(f)(g)				VAB (VSA\$/t)
	2020/09/29	2020/09/22	2020/09/15	2020/09/08	
US No 2 HRW Wheat (Gulf)	248.00	252.00	244.00	241.00	VSA No 2 HRW Koring (Golf)
US DNS Wheat 14% PNW	274.00	279.00	273.00	271.00	VSA DNS Koring 14% PNW
Argentine Wheat (Up River)	250.00	249.00	242.00	244.00	Argentynse Koring (Up River)
EC (France) Wheat (grade 1)	232.00	233.00	228.00	226.00	EU (Frankryk) Koring (graad 1)
EC (Germany) B Quality Wheat	231.00	231.00	226.00	225.00	EU (Duitsland) B Kwaliteit Koring
Russia Milling 12.5%	232.00	236.00	226.00	218.00	Swart See Maalkoring
US No 3Y Maize (Gulf)	193.00	195.00	188.00	181.00	VSA No3Y Mielies (Golf)
Argentine Maize (Up River)	194.00	191.00	184.00	178.00	Argentynse Mielies (Up River)
US Sorghum (Gulf)	250.00	246.00	244.00	241.00	VSA Sorghum (Golf)
Argentine Sorghum (Up River)	148.00	148.00	148.00	148.00	Argentynse Sorghum (Up River)
US Soybeans (Gulf)	422.00	428.00	409.00	399.00	VSA Sojabone (Gulf)
Argentine Soybeans (Up River)	419.00	428.00	408.00	390.00	Argentynse Sojabone (Up River)
Canadian Canola	409.00	419.00	422.00	413.00	Kanadese Canola
Argentine Groundnuts Runners 40/50	1319.00	1320.00	1320.00	1250.00	Argentynse Grondbone 40/50 Runners
US Groundnuts Runners 40/50 shelled	1370.00	1320.00	1321.00	1321.00	VSA Grondbone 40/50 Runners uitgedop
Australian Malting Barley (Commander Malt)	211.00	206.00	201.00	197.00	Australiese Moutgars (Commander Mout)



Futures prices (US\$/t) / Termynpryse (VSA\$/t) (d)(e) (2020/09/29)							
Commodity	Dec-20	Mar-21	May-21	Jul-21	Sep-21	Dec-21	Kommoditeit
US No3 Yellow maize	143.54	147.24	149.36	151.17	148.89	150.78	VSA No3 Geelmielies
US No2 HRW wheat	174.90	178.57	181.37	183.94	186.88	190.92	VSA No2 HRW koring
US Soybeans	N/A	365.09	365.09	366.85	355.68	N/A	VSA Sojabone



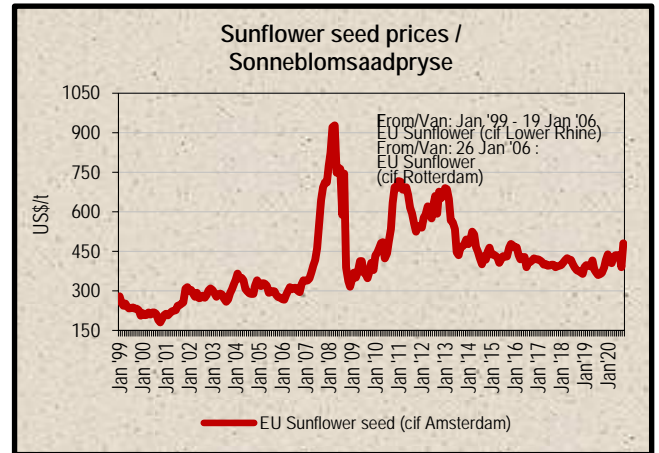
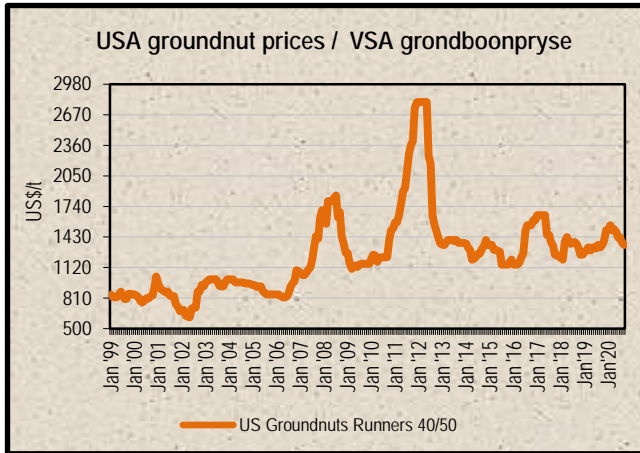
6. LOWEST REPRESENTATIVE ASKING PRICES
(US\$/t) (f)(g) (Prices of previous week)

6. LAAGSTE VERTEENWOORDIGENDE PRYSE GEVRA
(Pryse van vorige week) (VSA\$/t) (f)(g)

US\$/t	2020/09/24	2020/09/17	Change/ Verandering	VSA\$/t
Soybeans, USA, c.i.f. Rotterdam	421	437	-3.7%	Sojabone, VSA, k.a.v. Rotterdam
Groundnuts, USA Runners 40/50*	1350	1350	0.0%	Grondbone, VSA Runners 40/50*
Groundnuts, Argentine Runners 40/50*	1450	1400	3.6%	Grondbone, Argentynse Runners 40/50*
Groundnut-oil, c.i.f. Rotterdam	n/a	n/a	n/a	Grondboon-olie, k.a.v. Rotterdam
Sunflower seed, EU c.i.f. Amsterdam	480	520	-7.7%	Sonneblomsaad, EU k.a.v. Amsterdam
Sunflower seed, fob Black Sea	455	495	-8.1%	Sonneblomsaad, Swart See
Sunflower-oil, EU (fob) N.W. Europe	990	1120	-11.6%	Sonneblom-olie, EU (vab) N.W. Eur.
Rapeseed, Europe, 00, c.i.f. Hamburg	465	470	-1.1%	Raapsaad, Europa, 00, k.a.v. Hamburg

* Shelled, c.i.f. Rotterdam

* Uitgedop k a v Rotterdam



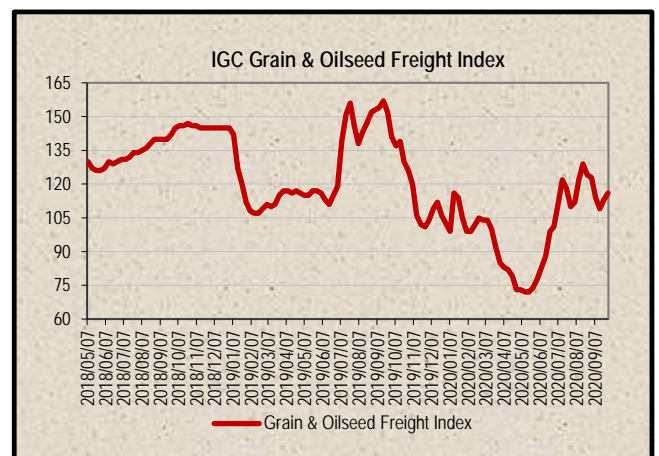
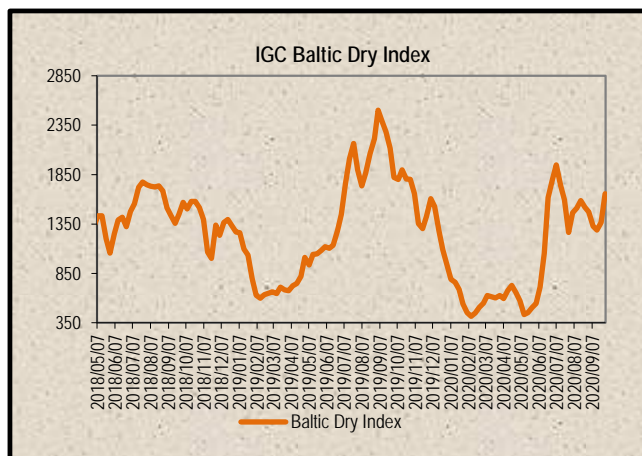
7. IGC FREIGHT INDICES (b)**

7. IGC VRAG INDEKSE (b)**

IGC FREIGHT INDICES / IGC VRAG INDEKSE							
	2020/08/25	2020/09/01	2020/09/08	2020/09/15	2020/09/22	2020/09/29	
Baltic Dry Index	1518	1471	1328	1289	1364	1658	Graan & Oliesade Vrag Indeks*
Grain & Oilseeds Freight Index*	124	123	114	109	113	116	Baltiese Droë Indeks

* IGC's Grain & Oilseeds Freight Index (GOFI) represents 250 grain routes. The first week of January 2013 is taken as the index base of 100.

* IGC se Graan & Oliesade Vrag Indeks (GOVI) verteenwoordig 250 graanroetes. Die eerste week van Januarie 2013 word gebruik as die indeks basis van 100.



8. IMPORT PARITY PRICES – SUMMER GRAINS (b)(c)

8. INVOERPARITEITPRYSE - SOMERGRANE (b)(c)

INVOERPARITEITPRYSE VAN SOMERGRANE (BTW UITGESLT) SOOS OP				2020/09/29		IMPORT PARITY PRICES OF SUMMER GRAINS (VAT EXCL) AS ON	
ITEM	Nota/ Note	Mielies/Maize	Mielies/Maize	Sorghum	Sorghum	Sorghum	ITEM
		VSA/ USA Golf/Gulf (no.3Y) \$/t	Argentynse/ Argentine Up River \$/t	VSA/ USA Golf/Gulf \$/t	Argentynse/ Argentine Up River \$/t	Australiese/ Australian Brisbane \$/t	
Internasionale VAB pryse	a	193.00	194.00	250.00	148.00	257.00	International FOB prices
Vraggeld	b	31.00	24.00	31.00	24.00	22.00	Freight Rates
Assuransie (0.3% van VAB)		0.58	0.58	0.75	0.44	0.77	Insurance (0.3% of FOB)
1 KOSTE, ASSURANSIE EN VRAG (KAV) \$/T		224.58	218.58	281.75	172.44	279.77	1 COST, INSURANCE AND FREIGHT (CIF) \$/T
<i>Omskakel na R/t</i>							<i>Converted to R/t</i>
R/\$ Wisselkoers op: 2020/09/29	c	17.1607	17.1607	17.1607	17.1607	17.1607	R/\$ Exchange rate on: 2020/09/29
2 KOSTE, ASSURANSIE EN VRAG (KAV) R/t		3853.95	3750.99	4835.03	2959.19	4801.05	2 COST, INSURANCE AND FREIGHT (CIF) R/t
Finansieringskoste	d	22.17	21.58	27.82	17.03	27.62	Financing cost
3 KOSTE, ASSURANSIE, VRAG EN FINANSIERING R/t		3876.12	3772.57	4862.85	2976.22	4828.67	3 COST, INSURANCE, FREIGHT AND FINANCING R/t
Aflaai-koste:	e, f						Discharging cost:
- Kaapstad		212.55	212.55	n/a	n/a	n/a	- Cape Town
- Durban		202.93	202.93	202.93	202.93	202.93	- Durban
Invoertarif	g	0.00	0.00	128.71	76.19	132.31	Import Tariff
4 VRY OP SPOOR (VOS) R/t							4 FREE ON RAIL (FOR) R/t
- Kaapstad		4088.67	3985.12	n/a	n/a	n/a	- Cape Town
- Durban		4079.05	3975.50	4991.56	3052.41	4960.98	- Durban
Spoorvragkoste	h						Railage cost
- Durban na Randfontein		517.52	517.52	517.52	517.52	517.52	- Durban to Randfontein
5 GELEWER:							5 DELIVERED:
- Durban na Randfontein R/ton		4596.57	4493.02	5509.08	3569.93	5478.50	- Durban to Randfontein R/ton

Notas/Notes:

a Bron van pryse en vraggeld : IGC GMI
Source of prices and freight rates: IGC GMI

2020/09/29

Termyn / Term	US\$/ton (VAB/FOB)	Vraggeld/Freight Rate:	US\$/ton
Nov-20	193.00	US Golf / Gulf	31.00
Sep 2020	194.00	Argentinië / Argentina	24.00
Ok/Oct 2020	250.00	Australië/Australia (Fremantle)	22.00
Sep 2020	148.00		
Ok/Oct 2020	257.00		

Mielies/Maize: VSA/USA (Golf/Gulf No.3Y)
Mielies/Maize: Argentinië/Argentina (Up River)
Sorghum: VSA/USA (Golf / Gulf Mile)
Sorghum: Argentinië/Argentina (Up River)
Sorghum: Australië/Australia (Brisbane)

b Vraggeld: bereken vir vragte van +/- 20 000 - 30 000t / Freight rates: calculated for freights of +/- 20 000 - 30 000t.

c Reserwebank / Reserve Bank

d Finansieringskoste: 30 000t @ KAV @ primakoers vir 30 dae. Bron/Source: SARB 7.00% 2020/07/24
Financing cost: 30 000t @ CIF @ prime rate for 30 days.

e Aflaai-koste / Discharging costs (R/ton):

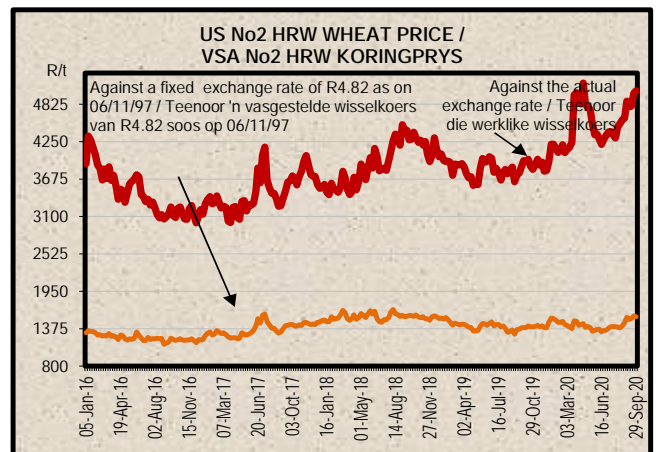
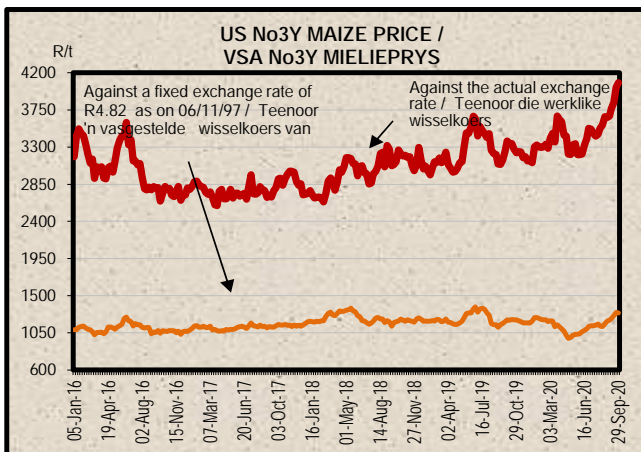
	Mielies/Maize:	Sorghum
Kaapstad / Cape Town:	212.55	n/a
Durban:	202.93	202.93

Bron / Source: Mainport Africa Shipping

f Ingesluit: Kaaigelde, hantering, kaalbesig, agente/dokumentasie, logistiek & opnames (inspeksie van skeepsvrag) / Included: Wharfage, handling, wharf supervision, agent/documentation, logistic & survey (inspection of shipload).
Uitgesluit: Gesondheidsinspeksie-, skeepsagentskaplooi, strooktoetsingsfooi vir GMO, opbergingskoste asook BTW en invoerbelasting / Excluded: Health inspection fee, Ship agency fee, strip testing fees for GMO, storage costs as well as VAT and import duty.
N.B: Slegs 'n aanduiding, aangesien koste van opname beding kan word / N.B: Indication only, as cost of survey can be negotiated.

g Invoertarif / Import Tariff:
Mielies/Maize = Vry / Free
Sorghum = 3% op VAB / on FOB

h Neem asb. kennis van die verandering in Spoorwet se standaard spoorvrag op 1 April 2019, na R517.52.
Please note the change in Spoorwet's standard railage cost on 1 April 2019 to R517.52.



INVOERPARITEITPARYSE VAN WINTERGRANE (BTW UITGESLT) SOOS OP		2020/09/29		IMPORT PARITY PRICES OF WINTER CEREALS (VAT EXCL) AS ON				
ITEM	Nota / Note	Koring/Wheat	Koring/Wheat	Koring/Wheat	Koring/Wheat	Koring/Wheat	Gars/Barley	ITEM
		VSA/ USA Golf/Gulf HRW	VSA/ USA PNW DNS	Argentynse/ Argentine Up River Trigo Pan	EU Duitsland/ Germany Hamburg B kwaliteit/ quality	Russies/ Russian Black Sea 12.50%	Australiese/ Australian Adelaide Mout/Malting	
Internasionale VAB pryse	a	248.00	274.00	250.00	231.00	232.00	211.00	International FOB prices
Vraggeld	b	31.00	31.00	24.00	28.00	33.00	23.00	Freight Rates
Assuransie (0.3% van VAB)		0.74	0.82	0.75	0.69	0.70	0.63	Insurance (0.3% of FOB)
1 KOSTE, ASSURANSIE EN VRAG (KAV) \$/T <i>Omskakel na R/</i>		279.74	305.82	274.75	259.69	265.70	234.63	1 COST, INSURANCE AND FREIGHT (CIF) \$/T <i>Converted to R/</i>
R/\$ Wisselkoers op: 2020/09/29	c	17.1607	17.1607	17.1607	17.1607	17.1607	17.1607	R/\$ Exchange rate on: 2020/09/29
2 KOSTE, ASSURANSIE EN VRAG (KAV) R/T		4800.53	5248.09	4714.90	4456.46	4559.60	4026.42	2 COST, INSURANCE AND FREIGHT (CIF) R/T
Finansieringskoste	d	27.62	30.19	27.13	25.64	26.23	23.17	Financing cost
3 KOSTE, ASSURANSIE, VRAG EN FINANSIERING R/T		4828.15	5278.28	4742.03	4482.10	4585.83	4049.59	3 COST, INSURANCE, FREIGHT AND FINANCING R/T
Aflaaiikoste	e, f							Discharging cost
3.1 Kaapstad (Hoofsaaklik kaaihyskraan metode)		212.55	212.55	212.55	212.55	212.55	212.55	3.1 Cape Town (Mainly shore cranes method)
3.2 Durban (Hoofsaaklik suig-in-silo metode)		202.93	202.93	202.93	202.93	202.93	202.93	3.2 Durban (Mainly suction into silo method)
Invoertarif op koring	g	832.10	832.10	832.10	832.10	832.10	0.00	Import Tariff on wheat
4 VRY OP SPOOR (VOS) R/T								4 FREE ON RAIL (FOR) R/T
4.1 Kaapstadhawe		5872.80	6322.93	5786.68	5526.75	5630.48	4262.14	4.1 Cape Town Harbour
4.2 Durbanhawe		5863.18	6313.31	5777.06	5517.13	5620.86	4252.52	4.2 Durban Harbour
Spoorvragkoste	h							Railage cost
- Kaapstad na Paarl		134.04	134.04	134.04	134.04	134.04	n/a	- Cape Town to Paarl
- Durban na Randfontein		517.52	517.52	517.52	517.52	517.52	517.52	- Durban to Randfontein
5 GELEWER:								5 DELIVERED:
- Kaapstad na Paarl R/ton		6006.84	6456.97	5920.72	5660.79	5764.52	n/a	- Cape Town to Paarl R/ton
- Durban na Randfontein R/ton		6380.70	6830.83	6294.58	6034.65	6138.38	4770.04	- Durban to Randfontein R/ton

Notas/Notes: 2020/09/29

a Bron van pryse en vraggeld : IGC GMI
Source of prices and freight rates: IGC GMI

Termyn / Term	VAB/FOB US\$/ton	Vraggeld / Freight Rate: US\$/ton	Gars/Barley = US\$ + 1
Nov 2020	248.00	VSA/USA (Golf / Gulf)	31.00
Nov 2020	274.00	Argentinië / Argentina (Upriver)	24.00
Sep 2020	250.00	EU (Rouen/Hamburg)	28.00
Sep 2020	231.00	Australië / Australia (Fremantle)	22.00
Ok/Ok 2020	232.00	Rusland/Russia (Novorossiysk)	33.00
Ok/Ok 2020	211.00		

b Vraggeld: bereken vir vragte van +/- 20 000 - 30 000t. / Freight rates: calculated for freights of +/- 20 000 - 30 000t.

c Reserwebank / Reserve Bank

d Finansieringskoste: 30 000t @ KAV @ primakoers vir 30 dae. Bron/Source: SARB 7.00% 2020/07/24
Financing cost: 30 000t @ CIF @ prime rate for 30 days.

e Aflaaiikoste / Discharging cost (R/ton):
Bron / Source: Mainport Africa Shipping

	Koring/Wheat	Gars/Barley:
Kaapstad /	212.55	212.55
Durban:	202.93	202.93

f Ingesluit: Kaai, hantering, kaaitoesig, agente/dokumentasie, logistiek & opnames (inspeksie van skeepsvrag).
Included: Wharfage, handling, wharf supervision, agent/documentation, logistic & survey (inspection of shipload).
Uitgesluit: Gesondheidsinspeksie-, skeepagentskapfooi, strooktoetsingsfooi vir GMO, opbergingskoste asook BTW en invoerbelasting.
Excluded: Health inspection fee, Ship agency fee, strip testing fees for GMO, storage costs as well as VAT and import duty.
N.B: Slegs 'n aanduiding, aangesien koste van opname beding kan word / N.B: Indication only, as cost of survey can be negotiated.

g Invoertarif / Import Tariff:
Koring/Wheat = R832.10 p/ton
Gars/Barley = Vry/Free

h Neem asb. kennis van verandering in Spoornet se standaard spoorvrag op 1 April 2019 soos volg:
Kaapstad na Paarl R134.04 en Durban na Randfontein R517.52
Please note the change on 1 April 2019, in Spoornet's standard railage cost as follows:
Cape Town to Paarl R134.04 and Durban to Randfontein R517.52

10. IMPORT PARITY PRICES – OIL SEEDS (b)(c)(f)(g)

10. INVOERPARITEITPRYSE - OLIESADE (b)(c)(f)(g)

INVOERPARITEITPRYSE VAN OLIESADE (BTW UITGESLT) SOOS OP					2020/09/29					IMPORT PARITY PRICES OF OIL SEEDS (VAT EXCL) AS ON				
ITEM	Note/Note	Sojabone/Soybeans	Sojabone/Soybeans	Sojabone/Soybeans	Sonneblom/Sunflower	Sonneblom/Sunflower	Canola	Grondbone/Groundnuts	Grondbone/Groundnuts	ITEM				
		VSA/USA Golf/Gulf	Argentynse/Argentine Up River	Brazilië/Brazil Paranagua	EU Franse/French Bordeaux	Swart See / Black Sea	Kanadese/Canadian Vancouver	Argentynse/Argentine Raw Runners 40/50	VSA/USA Raw Runners 40/50					
Internasionale VAB pryse	a	422.00	419.00	440.00	470.00	455.00	409.00	1370.00	1319.00	International FOB prices				
Vraggeld	b	31.00	24.00	24.00	27.00	33.00	32.00	80.00	31.00	Freight Rates				
Assuransie (0.3% van VAB)		1.27	1.26	1.32	1.41	1.37	1.23	4.11	3.96	Insurance (0.3% of FOB)				
1 KOSTE, ASSURANSIE EN VRAG (KAV) \$/T		454.27	444.26	465.32	498.41	489.37	442.23	1454.11	1353.96	1 COST, INSURANCE AND FREIGHT (CIF) \$/T				
Omskakel na R/t										Converted to R/t				
R/\$ Wisselkoers op: 2020/09/29	c	17.1607	17.1607	17.1607	17.1607	17.1607	17.1607	17.1607	17.1607	R/\$ Exchange rate on: 2020/09/29				
2 KOSTE, ASSURANSIE EN VRAG (KAV) R/t		7795.59	7623.81	7985.22	8553.06	8397.93	7588.98	24953.55	23234.90	2 COST, INSURANCE AND FREIGHT (CIF) R/t				
Finansieringskoste	d	44.85	43.86	45.94	49.21	48.32	43.66	143.57	133.68	Financing cost				
3 KOSTE, ASSURANSIE, VRAG EN FINANSIERING R/t		7840.44	7667.67	8031.16	8602.27	8446.25	7632.64	25097.12	23368.58	3 COST, INSURANCE, FREIGHT AND FINANCING R/t				
Aflaakoste: Durban	e, f	202.93	202.93	202.93	202.93	202.93	202.93	447.84	447.84	Discharging cost: Durban				
Invoertarif:	g	579.35	575.23	604.06	0.00	0.00	701.87	2351.02	2263.50	Import Tariff:				
4 VRY OP SPOOR (VOS) R/t: Durban		8622.72	8445.83	8838.15	8805.20	8649.18	8537.44	27895.98	26079.92	4 FREE ON RAIL (FOR) R/t: Durban				
Spoorvragkoste	h									Railage cost				
- Durban na Randfontein		517.52	517.52	517.52	517.52	517.52	517.52	-	-	- Durban to Randfontein				
5 GELEWER:										5 DELIVERED:				
- Durban na Randfontein R/ton		9140.24	8963.35	9355.67	9322.72	9166.70	9054.96	-	-	- Durban to Randfontein R/ton				

Notas/Notes:

a Bron van pryse en vraggeld / Source of prices and freight rates : IGC (GMI), Geogalos Peanut World & Oilworld

Termyin / Term	US\$/ton (VAB/FOB)	Vraggeld/Freight Rate:	US\$/ton
Sojabone/Soybeans: VSA/USA (Golf/Gulf)	Nov 2020 422.00	US Golf / Gulf	31.00
Sojabone/Soybeans: Argentinië/Argentina (Up River)	Sep 2020 419.00	Argentinië / Argentina	24.00
Sojabone/Soybeans: Brazilië/Brazil (Paranagua)	Nov-20 440.00	EEC (Bordeaux/Hamburg)	27.00
Sonneblom/Sunflower: EU Frankryk/France (Bordeaux)	Ok/Oct 2020 470.00	Kanada/Canada (St Lawrence)	32.00
Sonneblom/Sunflower: Swart See/Black Sea	Ok/Oct 2020* 455.00	Rusland / Russia (Novorossiysk)	33.00
Canola: Kanada/Canada (Vancouver)	Ok/Oct 2020 409.00	Grondbone/Groundnuts (ARG)	80.00
Grondbone/Groundnuts: Argentinië/Argentina (Raw Runner 40/50)	Ok/Oct 2020 1370.00		
Grondbone/Groundnuts: VSA/USA (Runners 40/50)	Ok/Oct 2020 1319.00		

b Vraggeld: bereken vir vragte van +/- 20 000 - 30 000t. / Freight rates: calculated for freights of +/- 20 000 - 30 000t.

c Reserwebank / Reservebank

d Finansieringskoste: 30 000t @ KAV @ primakoers vir 30 dae. Bron/Source: SARB 7.00% 2020/07/24
Financing cost: 30 000t @ CIF @ prime rate for 30 days.

e Aflaakoste / Discharging costs (R/ton):

	Sojabone/Soybeans	Sonneblom/Sunflower	Canola	Grondbone/Groundnuts
Durban:	202.93	202.93	202.93	447.84

f Aflaakoste / Discharging fees:
Ingesluit: Kaaigelde, hantering, kaaitoetsing, agente/dokumentasie, logistiek & opnames (inspeksie van skeepsvrag) /
Included: Wharfage, handling, wharf supervision, agent/documentation, logistic & survey (inspection of shipload).
Uitgesluit: Gesondheidsinspeksie-, skeepagentskapfooi, strooktoetsingsfooi vir GMO, opbergingskoste asook BTW en invoerbelasting /
Excluded: Health inspection fee, Ship agency fee, strip testing fees for GMO, storage costs as well as VAT and import duty.
N.B: Slegs 'n aanduiding, aangesien koste van opname beding kan word / N.B: Indication only, as cost of survey can be negotiated.

g Invoertarif / Import Tariff:
Sojabone/Soybeans = 8% op VAB / on FOB
Sonneblom/Sunflower = Vry / Free
Canola = 10% op VAB / on FOB
Grondbone/Groundnuts = 10% op VAB / on FOB

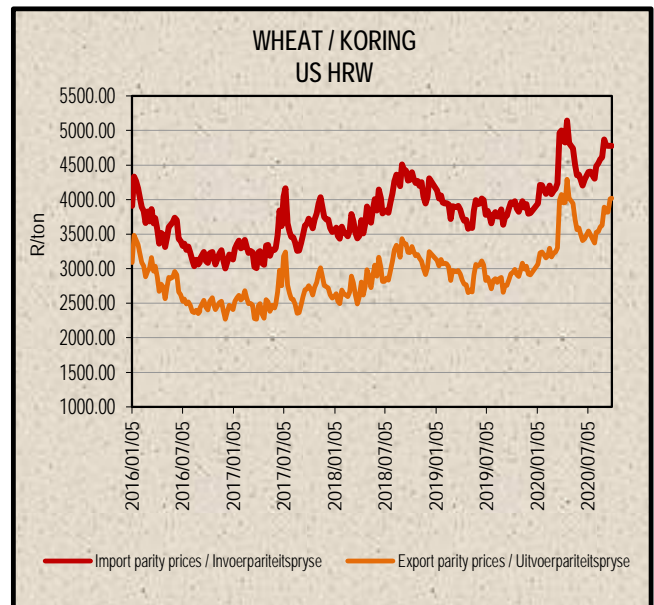
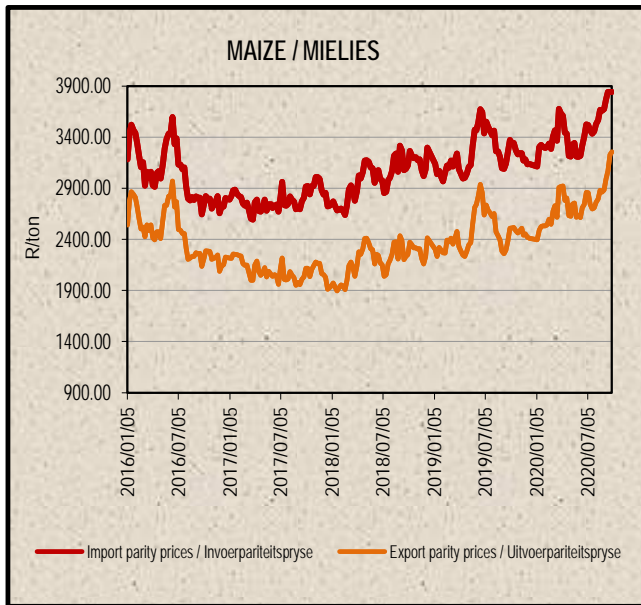
h Neem asb. kennis van die verandering in Spoorwet se standaard spoorvrag op 1 April 2019, na R517.52
Please note the change on 1 April 2019 in Spoorwet's standard railage cost to R517.52

i Kwotasies is k.a.v. pryse. VAB pryse dus berekende pryse (kav minus vraggeld) / Quotes are c.i.f. prices. FOB prices are therefore calculated prices (cif minus freight rates).

11. EXPORT PARITY PRICES (b)(c)

11. UITVOERPARITEITPRYSE (b)(c)

INDICATIVE EXPORT PARITY PRICES AS ON	2020/09/29				AANDUIDENDE UITVOERPARITEITSPRYSE SOOS OP
	US No3Y Maize/ Mielies Gulf/Golf (b) Oct/Okt 2020	US HRW Wheat/Koring Gulf/Golf (b) Oct/Okt 2020	US DNS 14% Wheat/Koring PNW (b) Oct/Okt 2020	Argentine Raw Runner 40/50 Groundnuts/ Grondbone (f) Oct/Okt 2020	Hierdie is slegs 'n voorbeeld van hoe 'n uitvoerpariteitsprys bereken kan word - dit kan varieer volgens behoefte
This is only an example of how an export parity price can be calculated - it can vary according to need					
FOB Gulf value (\$/t)	193.00	248.00	274.00	1370.00	VAB Golfwaarde (\$/t)
Difference in quality and locality of SA ¹ Maize: Plus US\$10 (\$/t) Groundnuts: Less 3,5% of fob value	\$10.00			96,5%	¹ Kwaliteits- en liggingsverskil van SA Mielies: Plus VSA\$10 (\$/t) Grondbone: Min 3,5% van vab waarde
SA fob price (\$/t)	203.00	248.00	274.00	1322.05	SA vab prys (\$/t)
Exchange rate (1\$=: (2020/09/29) ²	17.1607	17.1607	17.1607	17.1607	² Wisselkoers (1\$=: (2020/09/29)
FOB Gulf value (R/t)	3483.62	4255.85	4702.03	22687.30	VAB Golfwaarde (R/t)
Marketing costs:					Bemarkings koste:
Financing (Prime rate 7.00% - 30 days) (R/t)	20.04	24.49	27.05	130.53	Finansieringskoste (Primakoers 7.00% - 30 dae) (R/t)
Railage: ³ Randfontein – Durban harbour	517.52	517.52	517.52	-	³ Spoorvrag: Randfontein – Durbanhawe
Loading costs: (R/t) ⁴ Durban Harbour (Mainly spout method)	207.60	213.20	213.20	552.71	⁴ Oplaai-koste: (R/t) Durbanhawe (Hoofsaaklik tregter metode)
EXPORT REALISATION (R/t):					UITVOER REALISASIE (R/t):
Randfontein	2738.46	3500.64	3944.26	22004.06	Randfontein
<i>Difference in quality and locality of SA (As requested by the industry) As from 14 June 2012, the discount/rebate will no longer be used to calculate the export parity price on US HRW and a new calculation will be added for US DNS, also without the discount/rebate.</i>			1		<i>Kwaliteits- en liggingsverskil van SA (Soos deur die bedryf versoek) Vanaf 14 Junie 2012 sal die diskonto/premie nie meer gebruik word by die berekening van die uitvoerpariteitprys van US HRW nie en 'n nuwe berekening word nou vir US DNS gedoen, ook sonder diskonto/premie.</i>
<i>Reserve Bank Railage costs: Please note that on 1 April 2019 Spoornet's standard railage cost has changed to R517.52.</i>			2		<i>Reserwebank Spoorvrag koste: Neem asb. kennis dat Spoornet se standaard spoorvrag op 1 April 2019 verander het na R517.52.</i>
<i>Loading costs, received from Mainport Africa Shipping: Included: Cargo dues, handling, wharf supervision, agency/documentation, logistics & surveys (inspection of cargo). Excluded: Ship agent fees, health & PPECB inspections, storage facility & transport costs to storage facility, VAT & duties.</i>			3		<i>Oplaai-koste, ontvang van Mainport Africa Shipping: Ingesluit: Kaaigelde, hantering, kaaitoetsig, agente/dokumentasie, logistiek & opnames (inspeksie van skeepsvrag) Uitgesluit: Skeepsagentskaps-, inspeksie-, opbergings- en vervoerkoste na opbergingsfasiliteit, BTW & invoerbelasting.</i>
			4		



12. WEATHER

For local weather, please follow the link below:

<https://www.accuweather.com/en/za/south-africa-weather>

12. WEER

Vir plaaslike weer, volg asseblief die onderstaande skakel:

<https://www.accuweather.com/en/za/south-africa-weather>

13. SUNDRIES (c)

13. DIVERSE (c)

RSA GRAIN & OILSEED POSITION / RSA GRAAN & OLIESAAD POSISIE							
29 September 2020							
		White Maize / Witmielies	Yellow Maize / Geelmielies	Total Maize / Totaal Mielies	Barley / Gars	Oats / hawer	Wheat / Koring
From:		2020/05	2020/05	2020/05	2019/10	2019/10	2019/10
Until:		2020/08	2020/08	2020/08	2020/08	2020/08	2020/08
Opening stock / beginvoorraad		473 964	526 637	1 000 601	268 405	15 313	539 079
Deliveries / Lewerings	(a)	7 470 433	5 723 970	13 194 403	313 950	15 696	1 511 888
Imports / Invoere		0	0	0	44 837	60 714	1 614 853
Utilisation / Aanwending	(b)	2 117 258	1 699 295	3 816 553	303 483	61 833	3 158 946
Exports / Uitvoere		390 448	992 522	1 382 970	30 429	166	116 407
Sundries / Diverse	(c)	14 528	-13 651	877	1 647	381	-3 011
Unutilised stock/ Onaangewende voorraad		5 422 163	3 572 441	8 994 604	291 633	29 343	393 478

		Sorghum	Canola	Groundnuts / Grondbone	Soybeans / Sojabone	Sunflower / Sonneblom
From:		2020/03	2019/10	2020/03	2020/03	2020/03
Until:		2020/08	2020/08	2020/08	2020/08	2020/08
Opening stock / beginvoorraad		60 423	18 091	7 485	138 455	135 325
Deliveries / Lewerings	(a)	141 761	87 096	47 124	1 196 186	777 935
Imports / Invoere		1 634	0	15 163	58 185	43
Utilisation / Aanwending	(b)	84 904	87 482	35 516	742 969	406 850
Exports / Uitvoere		3 841	0	3 832	346	299
Sundries / Diverse	(c)	-895	-599	266	-1 354	-143
Unutilised stock/ Onaangewende voorraad		115 968	18 304	30 158	650 865	506 297

Notes:

(a) Deliveries directly from farms. / Lewerings direk vanaf plase.

(b) Includes withdrawn by farmers, end-consumers and seed (d). / Ingesluit onttrekking deur produsente, eindverbruikers en saad vir plantdoeleindes (d).

(c) Includes surplus and shortages. / Ingesluit surplusse en tekorte.

(d) Seed: No seed information for maize and sorghum. / Saad: Geen saad inligting vir mielies en sorghum nie.

Sources / Bronne:

(a) = Safex; (b) = International Grains Council; (c) = SAGIS;

(d) = CBOT; (e) = KCBT; (f) = Oil World; (g) = Georganal Peanut World;

* Formula according to ITAC (International Trade Administration Commission of South Africa) /
Formule volgens ITAC (International Trade Administration Commission of South Africa)

SAGIS

Nico Hawkins

General Manager / Hoofbestuurder

Indemnity/Vrywaring: Although everything has been done to ensure the accuracy of the information, neither SAGIS nor any of its directors or employees takes any responsibility for actions or losses that might occur as a result of the usage of this information. / Alhoewel alles gedoen is om te verseker dat die inligting korrek is, aanvaar nie SAGIS of enige van sy direkteure of werknemers verantwoordelikheid vir enige aksies of verliese as gevolg van die inligting wat gebruik is nie.