

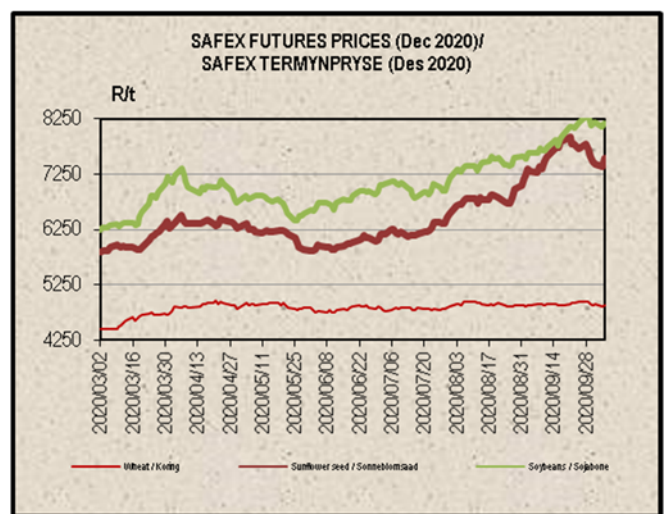
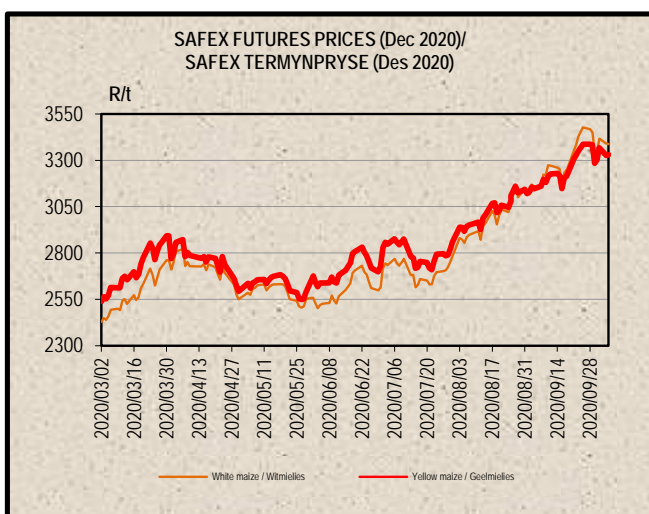
SAGIS WEEKLY BULLETIN / SAGIS WEEKLIKSE BULLETIN

1. PRODUCER DELIVERIES:	1. PRODUSENTELEWERINGS:
http://www.sagis.org.za/weekly_prod_deliveries.html	
2. IMPORTS, EXPORTS & MAIZE INTENTIONS:	2. INVOERE, UITVOERE & MIELIE INTENSIES:
http://www.sagis.org.za/weekly_imp-exp.html	

3. DOMESTIC PRICES PER SAFEX (R/t)(a)

3. PLAASLIKE PRYSE VOLGENS SAFEX (R/t)(a)

Commodity	Future Prices / Termynpryse (2020/10/06) R/ton					Kommoditeit
	Oct-20	Dec-20	Mar-21	May-21	Jul-21	
White maize	3401.00	3387.00	3349.00	3001.00	2930.00	Witmielies
Yellow maize	3299.00	3331.00	3293.00	2993.00	2957.00	Geelmielies
Wheat	5007.00	4873.00	4973.00	5025.00	5045.00	Koring
Sunflower	7453.00	7530.00	7473.00	6690.00	6670.00	Sonneblom
Soybeans	8158.00	8165.00	7835.00	7032.00	7078.00	Sojabone
Sorghum	N/A	3800.00	3849.00	3820.00	3700.00	Sorghum



Directors/Direkteure:

Boshoff JDW (Mr/Mnr), Briedenhann E (Dr) (Vice-Chairperson /Onder Voorsitter), Make BB (Mr/Mnr), Mohane HT (Mr/Mnr), Nebe AAA (Mr/Mnr), Ngejane Z (Mr/Mnr), Purchase JL (Dr) Chairperson/Voorsitter, Purnell M (Ms/Me) (Vice-Chairperson /Onder Voorsitter)

**Alternate Directors/Alternatiewe Direkteure:
 General Manager/Hoofbestuurder:**

Groothof WJ (Mr/Mnr), Penny GR (Mr/Mnr), Schoonwinkel BC (Mr/Mnr), Van der Merwe JM (Ms/Me)
 Hawkins NJ (Mr/Mnr)

4. IMPORT TARIFF ON MAIZE & WHEAT (b)(c)

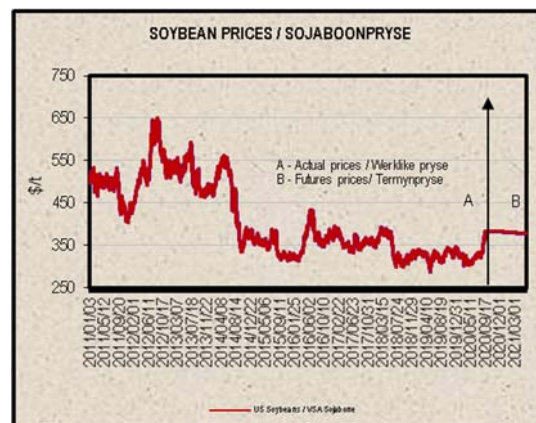
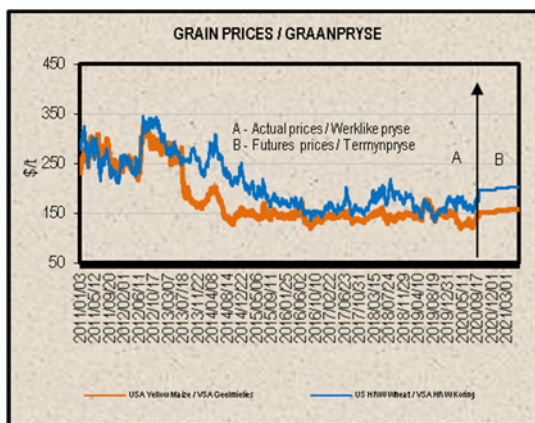
4. INVOERTARIEF OP MIELIES & KORING (b)(c)*

http://www.sagis.org.za/import_tariffs.html

5. PRICES – INTERNATIONAL (US\$/t)

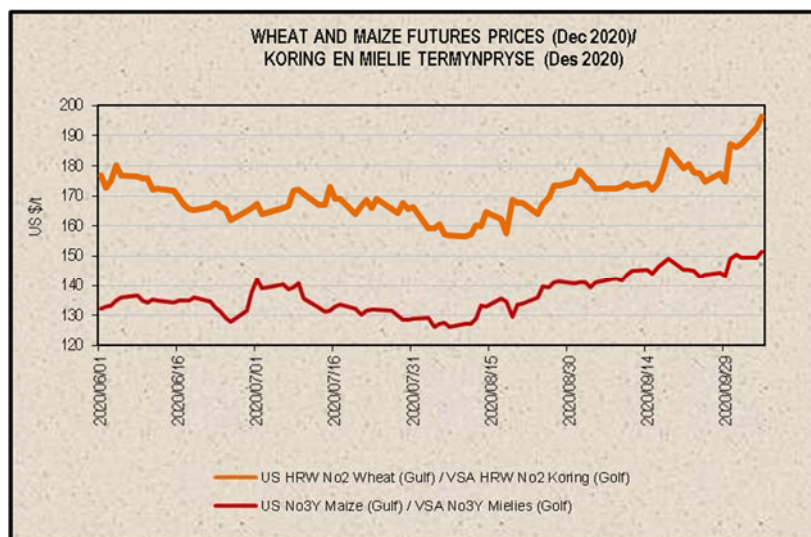
5. PRYSE - INTERNASIONAAL (VSA\$/t)

FOB (US\$/t)	Export Quotations/ Uitvoerkwotasie (b)(f)(g)				VAB (VSA\$/t)
	2020/10/06	2020/09/29	2020/09/22	2020/09/15	
US No 2 HRW Wheat (Gulf)	270.00	248.00	252.00	244.00	VSA No 2 HRW Koring (Golf)
US DNS Wheat 14% PNW	282.00	274.00	279.00	273.00	VSA DNS Koring 14% PNW
Argentine Wheat (Up River)	255.00	250.00	249.00	242.00	Argentynse Koring (Up River)
EC (France) Wheat (grade 1)	242.00	232.00	233.00	228.00	EU (Frankryk) Koring (graad 1)
EC (Germany) B Quality Wheat	240.00	231.00	231.00	226.00	EU (Duitsland) B Kwaliteit Koring
Russia Milling 12.5%	240.00	232.00	236.00	226.00	Swart See Maalkoring
US No 3Y Maize (Gulf)	209.00	193.00	195.00	188.00	VSA No3Y Mielies (Golf)
Argentine Maize (Up River)	202.00	194.00	191.00	184.00	Argentynse Mielies (Up River)
US Sorghum (Gulf)	269.00	250.00	246.00	244.00	VSA Sorghum (Golf)
Argentine Sorghum (Up River)	148.00	148.00	148.00	148.00	Argentynse Sorghum (Up River)
US Soybeans (Gulf)	441.00	422.00	428.00	409.00	VSA Sojabone (Gulf)
Argentine Soybeans (Up River)	434.00	419.00	428.00	408.00	Argentynse Sojabone (Up River)
Canadian Canola	422.00	409.00	419.00	422.00	Kanadese Canola
Argentine Groundnuts Runners 40/50	1420.00	1370.00	1320.00	1320.00	Argentynse Grondbone 40/50 Runners
US Groundnuts Runners 40/50 shelled	1368.00	1319.00	1320.00	1321.00	VSA Grondbone 40/50 Runners uitgedop
Australian Malting Barley (Commander Malt)	214.00	211.00	206.00	201.00	Australiese Moutgars (Commander Mout)



Futures prices (US\$/t) / Termynpryse (VSA\$/t) (d)(e) (2020/10/06)

Commodity	Dec-20	Mar-21	May-21	Jul-21	Sep-21	Dec-21	Kommoditeit
US No3 Yellow maize	151.57	155.19	157.16	158.50	154.17	155.50	VSA No3 Geelmielies
US No2 HRW wheat	199.52	201.79	203.41	205.76	208.92	211.35	VSA No2 HRW koring
US Soybeans	N/A	380.37	378.46	378.68	365.75	N/A	VSA Sojabone



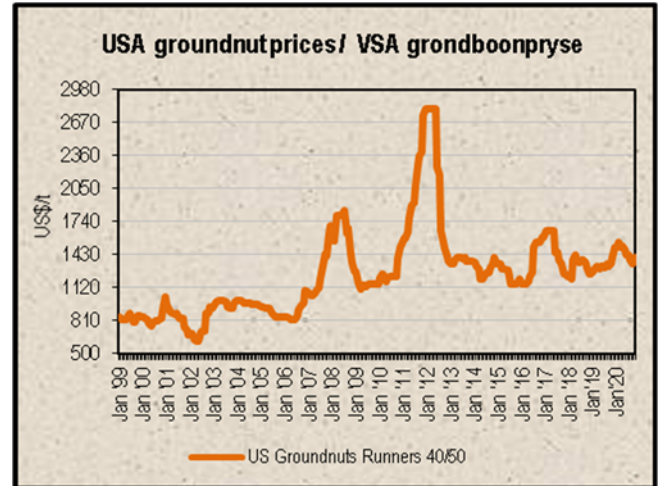
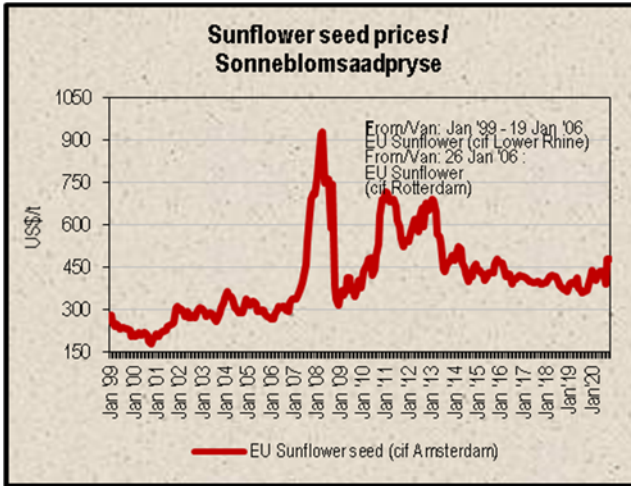
6. LOWEST REPRESENTATIVE ASKING PRICES
(US\$/t) (f)(g) (Prices of previous week)

6. LAAGSTE VERTEENWOORDIGENDE PRYSE GEVRA
(Pryse van vorige week) (VSA\$/t)(f)(g)

US\$/t	2020/10/01	2020/09/24	Change/ Verandering	VSA\$/t
Soybeans, USA, c.i.f. Rotterdam	439	421	4.3%	Sojabone, VSA, k.a.v. Rotterdam
Groundnuts, USA Runners 40/50*	1400	1350	3.7%	Grondbone, VSA Runners 40/50*
Groundnuts, Argentine Runners 40/50*	1500	1450	3.4%	Grondbone, Argentynse Runners 40/50*
Groundnut-oil, c.i.f. Rotterdam	n/a	n/a	n/a	Grondboon-olie, k.a.v. Rotterdam
Sunflower seed, EU c.i.f. Amsterdam	478	480	-0.4%	Sonneblomsaad, EU k.a.v. Amsterdam
Sunflower seed, fob Black Sea	450	455	-1.1%	Sonneblomsaad, Swart See
Sunflower-oil, EU (fob) N.W. Europe	940	990	-5.1%	Sonneblom-olie, EU (vab) N.W. Eur.
Rapeseed, Europe, 00, c.i.f. Hamburg	469	465	0.9%	Raapsaad, Europa, 00, k.a.v. Hamburg

* Shelled, c.i.f. Rotterdam

* Uitgedop k a v Rotterdam



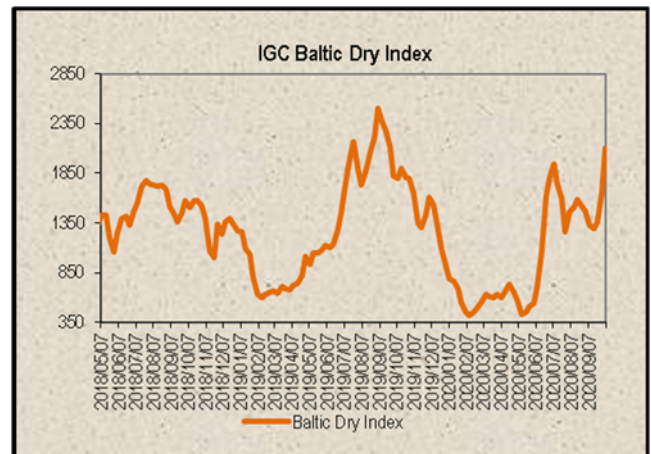
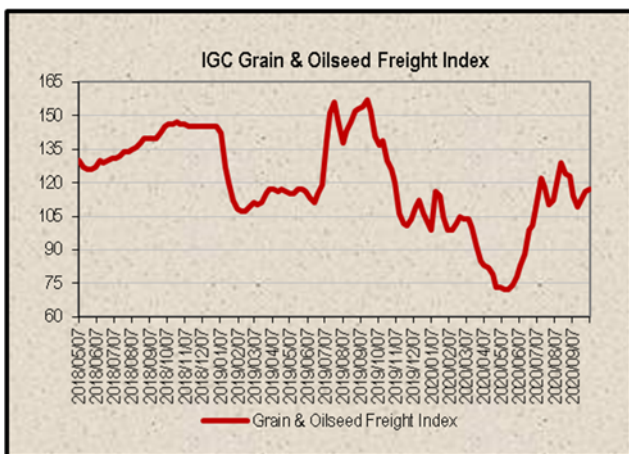
7. IGC FREIGHT INDICES (b)**

7. IGC VRAG INDEKSE (b)**

IGC FREIGHT INDICES / IGC VRAG INDEKSE							
	2020/09/01	2020/09/08	2020/09/15	2020/09/22	2020/09/29	2020/10/06	
Baltic Dry Index	1471	1328	1289	1364	1658	2097	Graan & Oliesade Vrag Indeks*
Grain & Oilseeds Freight Index*	123	114	109	113	116	117	Baltiese Droë Indeks

* IGC's Grain & Oilseeds Freight Index (GOFI) represents 250 grain routes. The first week of January 2013 is taken as the index base of 100.

* IGC se Graan & Oliesade Vrag Indeks (GOVI) verteenwoordig 250 graanroetes. Die eerste week van Januarie 2013 word gebruik as die indeks basis van 100.



8. IMPORT PARITY PRICES – SUMMER GRAINS (b)(c)

8. INVOERPARITEITPRYSE - SOMERGRANE (b)(c)

INVOERPARITEITPRYSE VAN SOMERGRANE (BTW UITGESLT) SOOS OP			2020/10/06		IMPORT PARITY PRICES OF SUMMER GRAINS (VAT EXCL) AS ON		
ITEM	Nota/ Note	Mielies/Maize	Mielies/Maize	Sorghum	Sorghum	Sorghum	ITEM
		VSA/ USA Golf/Gulf (no.3Y)	Argentynse/ Argentine Up River	VSA/ USA Golf/Gulf	Argentynse/ Argentine Up River	Australiese/ Australian Brisbane	
Internasionale VAB pryse	a	209.00	202.00	269.00	148.00	259.00	International FOB prices
Vraggeld	b	32.00	22.00	32.00	22.00	22.00	Freight Rates
Assuransie (0.3% van VAB)		0.63	0.61	0.81	0.44	0.78	Insurance (0.3% of FOB)
1 KOSTE, ASSURANSIE EN VRAG (KAV) \$/T		241.63	224.61	301.81	170.44	281.78	1 COST, INSURANCE AND FREIGHT (CIF) \$/T
<i>Omskakel na R/t</i>							<i>Converted to R/t</i>
R/\$ Wisselkoers op: 2020/10/06	c	16.6567	16.6567	16.6567	16.6567	16.6567	R/\$ Exchange rate on: 2020/10/06
2 KOSTE, ASSURANSIE EN VRAG (KAV) R/t		4024.76	3741.26	5027.16	2838.97	4693.52	2 COST, INSURANCE AND FREIGHT (CIF) R/t
Finansieringskoste	d	23.16	21.53	28.92	16.33	27.00	Financing cost
3 KOSTE, ASSURANSIE, VRAG EN FINANSIERING R/t		4047.92	3762.79	5056.08	2855.30	4720.52	3 COST, INSURANCE, FREIGHT AND FINANCING R/t
Aflaaiikoste:	e, f						Discharging cost:
- Kaapstad		212.55	212.55	n/a	n/a	n/a	- Cape Town
- Durban		202.93	202.93	202.93	202.93	202.93	- Durban
Invoertarif	g	0.00	0.00	134.42	73.96	129.42	Import Tariff
4 VRY OP SPOOR (VOS) R/t							4 FREE ON RAIL (FOR) R/t
- Kaapstad		4260.47	3975.34	n/a	n/a	n/a	- Cape Town
- Durban		4250.85	3965.72	5190.50	2929.26	4849.94	- Durban
Spoorvragkoste	h						Railage cost
- Durban na Randfontein		517.52	517.52	517.52	517.52	517.52	- Durban to Randfontein
5 GELEWER:							5 DELIVERED:
- Durban na Randfontein R/ton		4768.37	4483.24	5708.02	3446.78	5367.46	- Durban to Randfontein R/ton

Notas/Notes:

a Bron van pryse en vraggeld : IGC GMI 2020/10/06
Source of prices and freight rates: IGC GMI

Termyn / Term	US\$/ton (VAB/FOB)	Vraggeld/Freight Rate:	US\$/ton
Mielies/Maize: VSA/USA (Golf/Gulf No.3Y)	Nov 2020	US Golf / Gulf	32.00
Mielies/Maize: Argentinië/Argentine (Up River)	Ok/Ok 2020	Argentinië / Argentina	22.00
Sorghum: VSA/USA (Golf / Gulf Mito)	Nov 2020	Australië/Australia (Fremantle)	22.00
Sorghum: Argentinië/Argentine (Up River)	Ok/Ok 2020		
Sorghum: Australië/Australia (Brisbane)	Ok/Ok 2020		

b Vraggeld: bereken vir vragte van +/- 20 000 - 30 000t. / Freight rates: calculated for freights of +/- 20 000 - 30 000t.

c Reserwebank / Reserve Bank

d Finansieringskoste: 30 000t @ KAV @ primakoers vir 30 dae. Bron/Source: SARB 7.00% 2020/07/24
Financing cost: 30 000t @ CIF @ prime rate for 30 days.

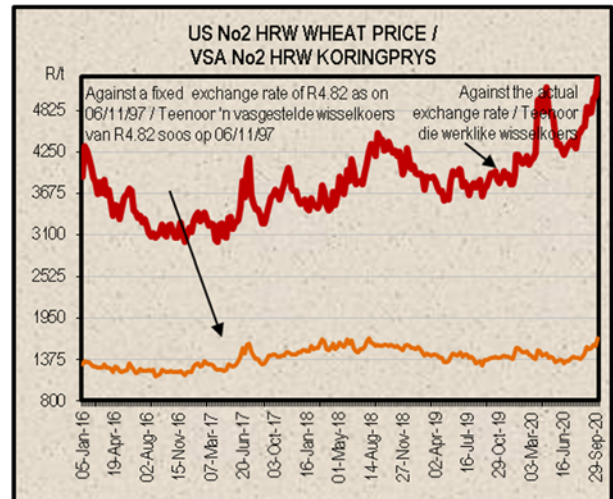
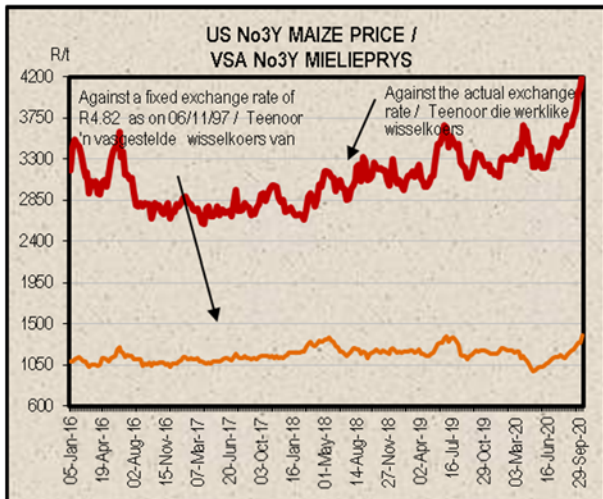
	Mielies/Maize:	Sorghum
Kaapstad / Cape Town:	212.55	n/a
Durban:	202.93	202.93

e Aflaaiikoste / Discharging costs (R/ton):
Bron / Source: Mainport Africa Shipping

f Ingesluit: Kaai gelde, hantering, kaaibesig, agente/dokumentasie, logistiek & opnames (inspeksie van skeepsvrag) / Included: Wharfage, handling, wharf supervision, agent/documentation, logistic & survey (inspection of shipload).
Uitgesluit: Gesondheidsinspeksie-, skeepagentskapfooi, strooktoetsingsfooi vir GMO, opbergingskoste asook BTW en invoerbelasting / Excluded: Health inspection fee, Ship agency fee, strip testing fees for GMO, storage costs as well as VAT and import duty.
N.B: Slegs 'n aanduiding, aangesien koste van opname beding kan word / N.B: Indication only, as cost of survey can be negotiated.

g Invoertarif / Import Tariff:
Mielies/Maize = Vry / Free
Sorghum = 3% op VAB / on FOB

h Neem asb. kennis van die verandering in Spoorwet se standaard spoorvrag op 1 April 2019, na R517.52.
Please note the change in Spoorwet's standard railage cost on 1 April 2019 to R517.52.



9. IMPORT PARITY PRICES – WINTER CEREALS (b)(c)

9. INVOERPARITEITPRYSSE - WINTERGRANE (b)(c)

INVOERPARITEITPRYSSE VAN WINTERGRANE (BTW UITGESLT) SOOS OP		2020/10/06		IMPORT PARITY PRICES OF WINTER CEREALS (VAT EXCL) AS ON				
ITEM	Nota / Note	Koring/Wheat	Koring/Wheat	Koring/Wheat	Koring/Wheat	Koring/Wheat	Gars/Barley	ITEM
		VSA/ USA Golf/Gulf HRW	VSA/ USA PNW DNS	Argentynse/ Argentine Up River Trigo Pan	EU Duitsland/ Germany Hamburg B kwaliteit/ quality	Russies/ Russian Black Sea 12.50%	Australiese/ Australian Adelaide Mout/Malting	
		\$/t	\$/t	\$/t	\$/t	\$/t	\$/t	
Internasionale VAB pryse	a	270.00	282.00	255.00	240.00	240.00	214.00	International FOB prices
Vraggeld	b	32.00	32.00	22.00	29.00	35.00	23.00	Freight Rates
Assuransie (0.3% van VAB)		0.81	0.85	0.77	0.72	0.72	0.64	Insurance (0.3% of FOB)
1 KOSTE, ASSURANSIE EN VRAG (KAV) \$/T		302.81	314.85	277.77	269.72	275.72	237.64	1 COST, INSURANCE AND FREIGHT (CIF) \$/T
<i>Omskakel na R/t</i>								<i>Converted to R/t</i>
R/\$ Wisselkoers op: 2020/10/06	c	16.6567	16.6567	16.6567	16.6567	16.6567	16.6567	R/\$ Exchange rate on: 2020/10/06
2 KOSTE, ASSURANSIE EN VRAG (KAV) R/t		5043.82	5244.36	4626.73	4492.65	4592.59	3958.30	2 COST, INSURANCE AND FREIGHT (CIF) R/t
Finansieringskoste	d	29.02	30.17	26.62	25.85	26.42	22.77	Financing cost
3 KOSTE, ASSURANSIE, VRAG EN FINANSIERING R/t		5072.84	5274.53	4653.35	4518.50	4619.01	3981.07	3 COST, INSURANCE, FREIGHT AND FINANCING R/t
Aflaaikoste	e, f							Discharging cost
3.1 Kaapstad (Hoofsaaklik kaaihyskraan metode)		212.55	212.55	212.55	212.55	212.55	212.55	3.1 Cape Town (Mainly shore cranes method)
3.2 Durban (Hoofsaaklik suig-in-silo metode)		202.93	202.93	202.93	202.93	202.93	202.93	3.2 Durban (Mainly suction into silo method)
Invoertarif op koring	g	832.10	832.10	832.10	832.10	832.10	0.00	Import Tariff on wheat
4 VRY OP SPOOR (VOS) R/t								4 FREE ON RAIL (FOR) R/t
4.1 Kaapstadhawe		6117.49	6319.18	5698.00	5563.15	5663.66	4193.62	4.1 Cape Town Harbour
4.2 Durbanhawe		6107.87	6309.56	5688.38	5553.53	5654.04	4184.00	4.2 Durban Harbour
Spoorvragkoste	h							Railage cost
- Kaapstad na Paarl		134.04	134.04	134.04	134.04	134.04	n/a	- Cape Town to Paarl
- Durban na Randfontein		517.52	517.52	517.52	517.52	517.52	517.52	- Durban to Randfontein
5 GELEWER:								5 DELIVERED:
- Kaapstad na Paarl R/ton		6251.53	6453.22	5832.04	5697.19	5797.70	n/a	- Cape Town to Paarl R/ton
- Durban na Randfontein R/ton		6625.39	6827.08	6205.90	6071.05	6171.56	4701.52	- Durban to Randfontein R/ton

Notas/Notes:

2020/10/06

a Bron van pryse en vraggeld : IGC GMI
Source of prices and freight rates: IGC GMI

Termyn / Term	VAB/FOB		Vraggeld / Freight Rate:	US\$/ton	Gars/Barley = US\$ + 1
	US\$/ton				
Nov 2020	270.00	VSA/USA (Golf / Gulf)		32.00	
Nov 2020	282.00	Argentinië / Argentina (Upriver)		22.00	
Ok/Oct 2020	255.00	EU (Rouen/Hamburg)		29.00	30.00
Ok/Oct 2020	240.00	Australië / Australia (Fremantle)		22.00	23.00
Ok/Oct 2020	240.00	Rusland/Russia (Novorossiysk)		35.00	
Ok/Oct 2020	214.00				

b Vraggeld: bereken vir vragte van +/- 20 000 - 30 000t. / Freight rates: calculated for freights of +/- 20 000 - 30 000t.

c Reserwebank / Reserve Bank

d Finansieringskoste: 30 000t @ KAV @ primakoers vir 30 dae. Bron/Source: SARB 7.00% 2020/07/24
Financing cost: 30 000t @ CIF @ prime rate for 30 days.

e Aflaaikoste / Discharging cost (R/ton):
Bron / Source: Mainport Africa Shipping

	Koring/Wheat	Gars/Barley:
Kaapstad /	212.55	212.55
Durban:	202.93	202.93

f Ingesluit: Kaaigelde, hantering, kaaibesig, agente/dokumentasie, logistiek & opnames (inspeksie van skeepsvrag).

Included: Wharfage, handling, wharf supervision, agent/documentation, logistic & survey (inspection of shipload).

Uitgesluit: Gesondheidsinspeksie-, skeepagentskapfooi, strooktoetsingsfooi vir GMO, opbergingskoste asook BTW en invoerbelasting.

Excluded: Health inspection fee, Ship agency fee, strip testing fees for GMO, storage costs as well as VAT and import duty.

N.B: Slegs 'n aanduiding, aangesien koste van opname beding kan word / N.B: Indication only, as cost of survey can be negotiated.

g Invoertarif / Import Tariff:

Koring/Wheat = R832.10 p/ton

Gars/Barley = Vry/Free

h Neem asb. kennis van verandering in Spoornet se standaard spoorvrag op 1 April 2019 soos volg:

Kaapstad na Paarl R134.04 en Durban na Randfontein R517.52

Please note the change on 1 April 2019, in Spoornet's standard railage cost as follows:

Cape Town to Paarl R134.04 and Durban to Randfontein R517.52

10. IMPORT PARITY PRICES – OIL SEEDS (b)(c)(f)(g)

10. INVOERPARITEITPRYSE - OLIESADE (b)(c)(f)(g)

INVOERPARITEITPRYSE VAN OLIESADE (BTW UITGESLT) SOOS OP 2020/10/06 IMPORT PARITY PRICES OF OIL SEEDS (VAT EXCL) AS ON

ITEM	Nota/ Note	Sojabone/ Soybeans	Sojabone/ Soybeans	Sojabone/ Soybeans	Sonneblom/ Sunflower	Sonneblom/ Sunflower	Canola	Grondbone/ Groundnuts	Grondbone/ Groundnuts	ITEM
		VSA/ USA Golf/Gulf	Argentynse/ Argentine Up River	Brazilië/ Brazil Paranagua	EU Franse/ French Bordeaux	Swart See / Black Sea	Kanadese/ Canadian Vancouver	Argentynse/ Argentine Raw Runners 40/50	VSA/ USA Raw Runners 40/50	
Internasionale VAB pryse	a	441.00	434.00	470.00	467.00	450.00	422.00	1420.00	1368.00	International FOB prices
Vraggeld	b	32.00	22.00	22.00	29.00	35.00	34.00	80.00	32.00	Freight Rates
Assuransie (0.3% van VAB)		1.32	1.30	1.41	1.40	1.35	1.27	4.26	4.10	Insurance (0.3% of FOB)
1 KOSTE, ASSURANSIE EN VRAG (KAV) \$/T Omskake! na R/ R/\$ Wisselkoers op: 2020/10/06	c	474.32	457.30	493.41	497.40	486.35	457.27	1504.26	1404.10	1 COST, INSURANCE AND FREIGHT (CIF) \$/T Converted to R/ R/\$ Exchange rate on: 2020/10/06
2 KOSTE, ASSURANSIE EN VRAG (KAV) R/T		16.6567 R/t	16.6567 R/t	16.6567 R/t	16.6567 R/t	16.6567	16.6567 R/t	16.6567 R/t	16.6567 R/t	2 COST, INSURANCE AND FREIGHT (CIF) R/T
3 KOSTE, ASSURANSIE, VRAG EN FINANSIERING R/T	d	7946.07	7660.93	8265.86	8332.71	8147.60	7660.43	25200.17	23522.23	Financing cost 3 COST, INSURANCE, FREIGHT AND FINANCING R/T
Alfaaikoste: Durban	e, f	202.93	202.93	202.93	202.93	202.93	202.93	447.84	447.84	Discharging cost: Durban
Invoertarif:	g	587.65	578.32	626.29	0.00	0.00	702.91	2365.25	2278.64	Import Tariff:
4 VRY OP SPOOR (VOS) R/t: Durban		8736.65	8442.18	9095.08	8535.64	8350.53	8566.27	28013.26	26248.71	4 FREE ON RAIL (FOR) R/t: Durban
Spoorvragkoste	h									Railage cost
- Durban na Randfontein		517.52	517.52	517.52	517.52	517.52	517.52	-	-	- Durban to Randfontein
5 GELEWER: - Durban na Randfontein R/ton		9254.17	8959.70	9612.60	9053.16	8868.05	9083.79	-	-	5 DELIVERED: - Durban to Randfontein R/ton

Notas/Notes:

a Bron van pryse en vraggeld / Source of prices and freight rates : IGC (GMI), Georgalos Peanut World & Oilworld

2020/10/06

Termyn / Term	US\$/ton (VAB/FOB)	Vraggeld/Freight Rate:	US\$/ton
Sojabone/Soybeans: VSA/USA (Golf/Gulf)	Nov 2020 441.00	US Golf / Gulf	32.00
Sojabone/Soybeans: Argentinië/Argentina (Up River)	Ok/Oct 2020 434.00	Argentinië / Argentina	22.00
Sojabone/Soybeans: Brazilië/Brazil (Paranagua)	Nov 2020 470.00	EEC (Bordeaux/Hamburg)	29.00
Sonneblom/Sunflower: EU Frankryk/France (Bordeaux)	Ok/Oct 2020 467.00	Kanada/Canada (St Lawrence)	34.00
Sonneblom/Sunflower: Swart See/Black Sea	Nov 2020 450.00	Rusland / Russia (Novorossiysk)	35.00
Canola: Kanada/Canada (Vancouver)	Ok/Oct 2020 422.00	Grondbone/Groundnuts (ARG)	80.00
Grondbone/Groundnuts: Argentinië/Argentina (Raw Runner 40/50)	Nov 2020 1420.00		
Grondbone/Groundnuts: VSA/USA (Runners 40/50)	Ok/Oct 2020 1368.00		

b Vraggeld: bereken vir vragte van +/- 20 000 - 30 000t. / Freight rates: calculated for freights of +/- 20 000 - 30 000t.

c Reserwebank / Reservebank

d Finansieringskoste: 30 000t @ KAV @ primakoers vir 30 dae. Bron/Source: SARB 7.00% 2020/07/24

Financing cost: 30 000t @ CIF @ prime rate for 30 days.

e Alfaaikoste / Discharging costs (R/ton):

Bron / Source: Mainport Africa Shipping

	Sojabone/ Soybeans	Sonneblom/ Sunflower	Canola	Grondbone/ Groundnuts
Durban:	202.93	202.93	202.93	447.84

f Alfaaikoste / Discharging fees:

Ingesluit: Kaaigelde, hantering, kaaitoetsing, agente/dokumentasie, logistiek & opnames (inspeksie van skeepsvrag) /

Included: Wharfage, handling, wharf supervision, agent/documentation, logistic & survey (inspection of shipload).

Uitgesluit: Gesondheidsinspeksie-, skeepagentskapfooi, strooktoetsingsfooi vir GMO, opbergingskoste asook BTW en invoerbelasting /

Excluded: Health inspection fee, Ship agency fee, strip testing fees for GMO, storage costs as well as VAT and import duty.

N.B: Slegs 'n aanduiding, aangesien koste van opname beding kan word / N.B: Indication only, as cost of survey can be negotiated.

g Invoertarif / Import Tariff:

Sojabone/Soybeans = 8% op VAB / on FOB

Sonneblom/Sunflower = Vry / Free

Canola = 10% op VAB / on FOB

Grondbone/Groundnuts = 10% op VAB / on FOB

h Neem asb. kennis van die verandering in Spoornet se standaard spoorvrag op 1 April 2019, na R517.52

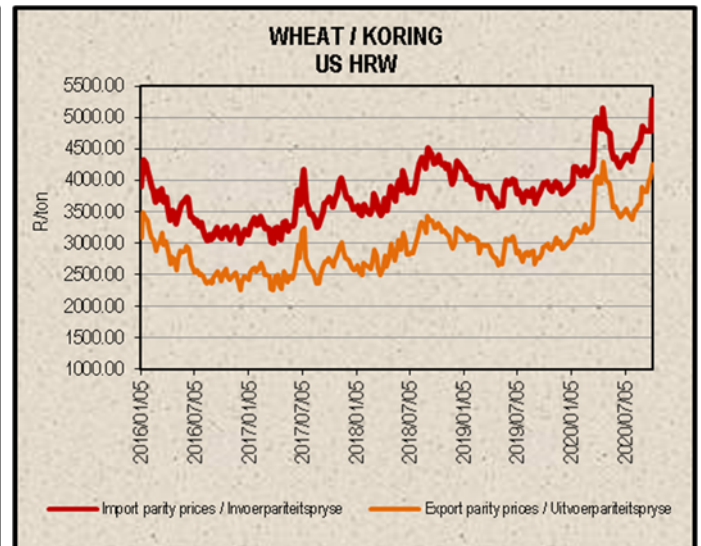
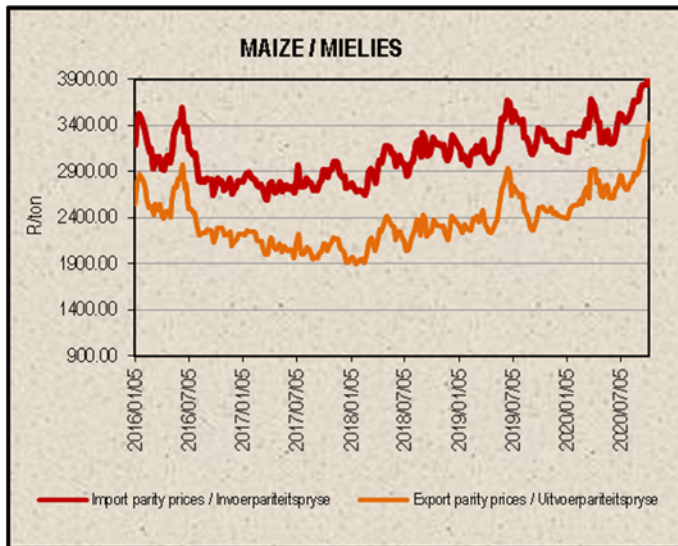
Please note the change on 1 April 2019 in Spoornet's standard railrage cost to R517.52

i Kwotasies is k.a.v. pryse. VAB pryse dus berekende pryse (kav minus vraggeld) / Quotes are c.i.f. prices. FOB prices are therefore calculated prices (cif minus freight rates).

11. EXPORT PARITY PRICES (b)(c)

11. UITVOERPARITEITPRYSE (b)(c)

INDICATIVE EXPORT PARITY PRICES AS ON	2020/10/06				AANDUIDENDE UITVOERPARITEITSPRYSE SOOS OP
This is only an example of how an export parity price can be calculated - it can vary according to need	US No3Y Maize/ Mielies Gulf/Golf (b) Nov 2020	US HRW Wheat/Koring Gulf/Golf (b) Nov 2020	US DNS 14% Wheat/Koring PNW (b) Nov 2020	Argentine Raw Runner 40/50 Groundnuts/ Grondbone (f) Nov 2020	Hierdie is slegs 'n voorbeeld van hoe 'n uitvoerpariteitsprys bereken kan word - dit kan varieer volgens behoefte
FOB Gulf value (\$/t)	209.00	270.00	282.00	1420.00	VAB Golfwaarde (\$/t)
Difference in quality and locality of SA ¹ Maize: Plus US\$10 (\$/t) Groundnuts: Less 3,5% of fob value	\$10.00			96,5%	¹ Kwaliteits- en liggingsverskil van SA Mielies: Plus VSA\$10 (\$/t) Grondbone: Min 3,5% van vab waarde
SA fob price (\$/t)	219.00	270.00	282.00	1370.30	SA vab prys (\$/t)
Exchange rate (1\$=): (2020/10/06) ²	16.6567	16.6567	16.6567	16.6567	² Wisselkoers (1\$=): (2020/10/06)
FOB Gulf value (R/t)	3647.82	4497.31	4697.19	22824.68	VAB Golfwaarde (R/t)
Marketing costs:					Bemerkings koste:
Financing (Prime rate 7.00% - 30 days) (R/t)	20.99	25.87	27.02	131.32	Finansieringskoste (Primakoers 7.00% - 30 dae) (R/t)
Railage: ³ Randfontein – Durban harbour	517.52	517.52	517.52	-	³ Spoorvrage: Randfontein – Durbanhawe
Loading costs: (R/t) ⁴ Durban Harbour (Mainly spout method)	207.60	213.20	213.20	552.71	⁴ Oplaaikoste: (R/t) Durbanhawe (Hoofsaaklik tregter metode)
EXPORT REALISATION (R/t):					UITVOER REALISASIE (R/t):
Randfontein	2901.71	3740.72	3939.45	22140.65	Randfontein
<i>Difference in quality and locality of SA (As requested by the industry)</i>			1		<i>Kwaliteits- en liggingsverskil van SA (Soos deur die bedryf versoek)</i>
<i>As from 14 June 2012, the discount/rebate will no longer be used to calculate the export parity price on US HRW and a new calculation will be added for US DNS, also without the discount/rebate.</i>					<i>Vanaf 14 Junie 2012 sal die diskonto/premie nie meer gebruik word by die berekening van die uitvoerpariteitprys van US HRW nie en 'n nuwe berekening word nou vir US DNS gedoen, ook sonder diskonto/premie.</i>
<i>Reserve Bank</i>			2		<i>Reserwebank</i>
<i>Railage costs:</i>					<i>Spoorvrage koste:</i>
<i>Please note that on 1 April 2019 Spoornet's standard railage cost has changed to R517.52.</i>			3		<i>Neem asb. kennis dat Spoornet se standaard spoorvrage op 1 April 2019 verander het na R517.52.</i>
<i>Loading costs, received from Mainport Africa Shipping:</i>					<i>Oplaaikoste, ontvang van Mainport Africa Shipping:</i>
<i>Included: Cargo dues, handling, wharf supervision, agency/documentation, logistics & surveys (inspection of cargo).</i>			4		<i>Ingesluit: Kaai gelde, hantering, kaai toesig, agente/dokumentasie, logistiek & opnames (inspeksie van skeepsvrage)</i>
<i>Excluded: Ship agent fees, health & PPECB inspections, storage facility & transport costs to storage facility, VAT & duties.</i>					<i>Uitgesluit: Skeepsagentskaps-, inspeksie-, opbergings- en vervoerkoste na opbergingsfasiliteit, BTW & invoerbelasting.</i>



12. WEATHER

For local weather, please follow the link below:

<https://www.accuweather.com/en/za/south-africa-weather>

12. WEER

Vir plaaslike weer, volg asseblief die onderstaande skakel:

<https://www.accuweather.com/en/za/south-africa-weather>

Sources / Bronne:

(a) = Safex; (b) = International Grains Council; (c) = SAGIS;

(d) = CBOT; (e) = KCBT; (f) = Oil World; (g) = Georgalos Peanut World;

** Formula according to ITAC (International Trade Administration Commission of South Africa)/
Formule volgens ITAC (International Trade Administration Commission of South Africa)*

SAGIS

Nico Hawkins

General Manager / Hoofbestuurder

Indemnity/Vrywaring: Although everything has been done to ensure the accuracy of the information, neither SAGIS nor any of its directors or employees takes any responsibility for actions or losses that might occur as a result of the usage of this information. / Alhoewel alles gedoen is om te verseker dat die inligting korrek is, aanvaar nie SAGIS of enige van sy direkteure of werknemers verantwoordelikheid vir enige aksies of verliese as gevolg van die inligting wat gebruik is nie.