



Fresh produce market trends

Retail Business Banking



Supply and demand strong overall

Red tomato supply was strong. Red fruit volumes were higher than that of other colour tomatoes. Tomato quality seemed to be under slight pressure, with demand slightly lower as well. Potato demand was stable, with prices only slightly lower, but still high compared with last year. Potato quality has seemed to improve. Onions continue to be consistent with solid demand and good quality.

Retail Business Banking
AgriBusiness
09 November 2020

Abrie Rautenbach
+27 11 350 3327
Abrie.Rautenbach@absa.africa

Olga de Freitas
+27 11 846 1569
Olga.defreitas@absa.co.za

<https://www.absa.co.za/business/sector-solutions/agribusiness/agri-smart-insights/>

Accessor

Fresh Produce Market Report

Cabbage: Market Trends

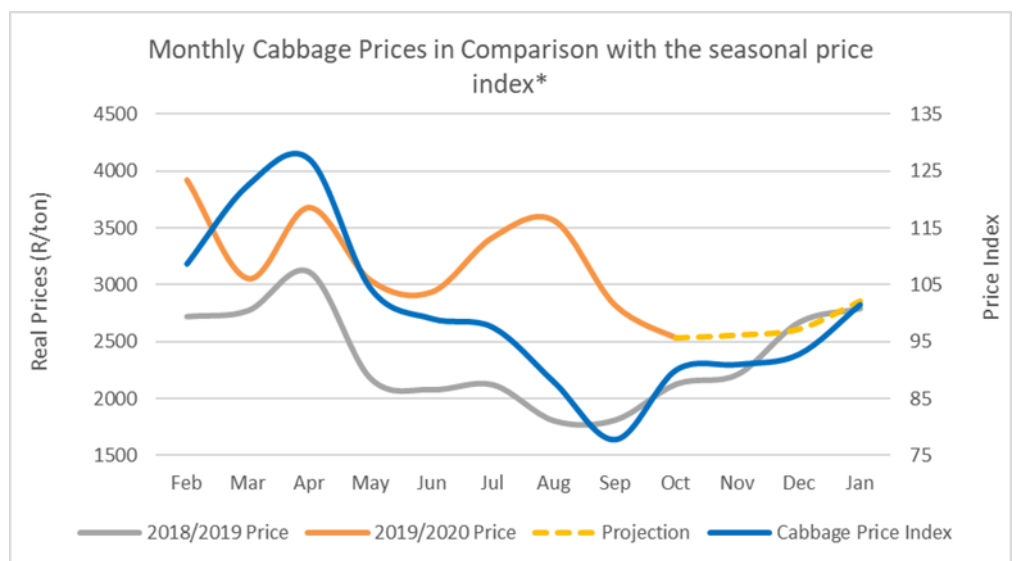
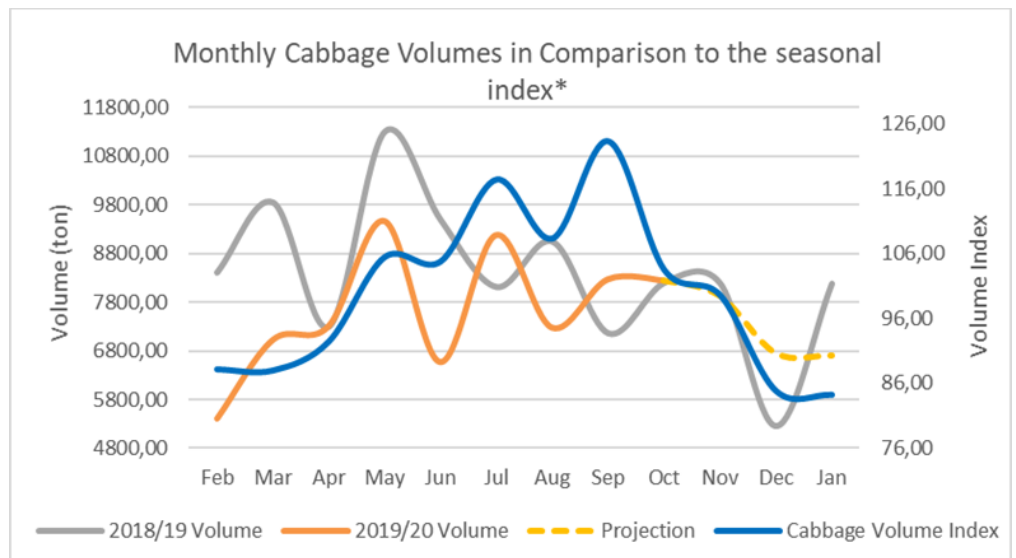
Cabbage volumes for the week ending 6 November decreased 15,2% week-on-week versus the prior week's increase of 13,7%. The year-on-year volume continued to be up, increasing 23,3% compared with the prior week's +33,1%. Week-on-week price increased 28,5%, versus the prior week's 9,6% decrease. Price also increased month-on-month by 10,6% compared with the prior week's 19,4% decrease.

Local Market

Weekly Cabbage Volumes and Prices

	Volume (ton)	Price (R/ton)
Week ending 06 November	1995	R2 675
w/w	-15,2%	28,5%
m/m	-5,5%	10,6%
y/y	23,3%	-5,4%

Outlook



*Jan 2000 - Jan 2020

Carrot: Market Trends

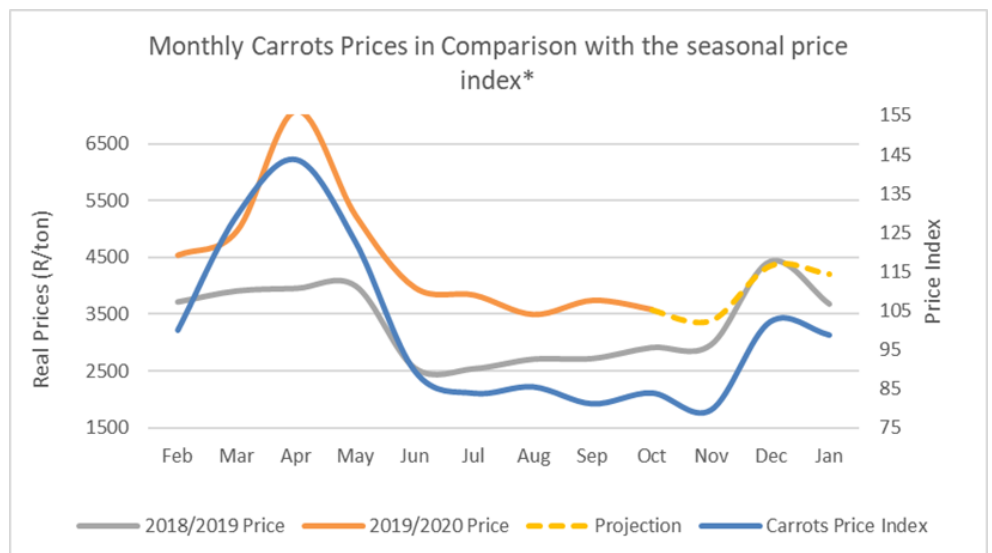
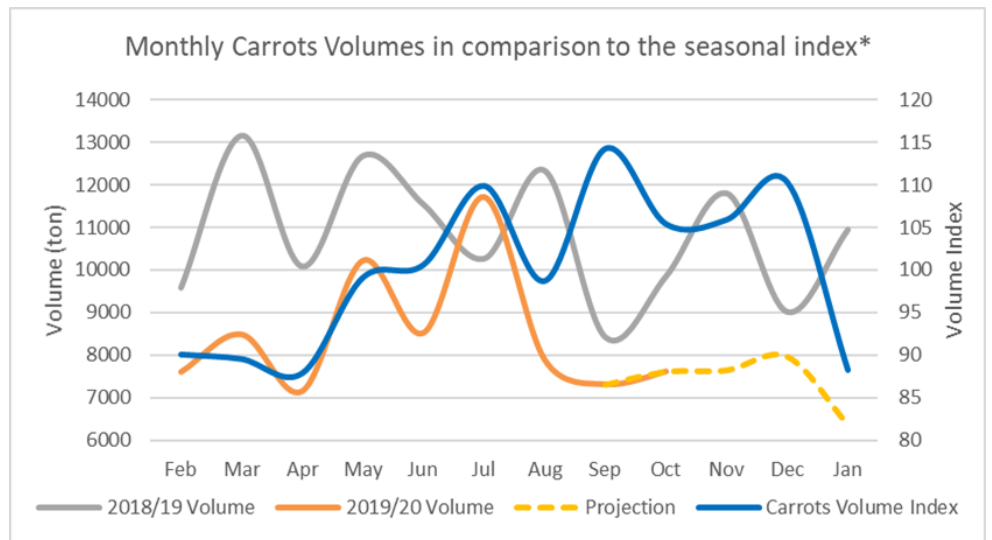
Volumes for the week ended 6 November dipped 11,4% week-on-week, against the prior week's 8,4% increase. Month-on-month volumes rose 18,1% compared with the prior week's +4,6%. Price was up 13,3% week-on-week, but down 27,1% month-on-month, as against the prior week reporting declines week-on-week, month-on-month as well as year-on-year.

Local Market

Weekly Carrot Volumes and Prices

	Volume (ton)	Price (R/ton)
Week ending 06 November	2063	R3 115
w/w	-11,4%	13,3%
m/m	18,1%	-27,1%
y/y	-13,2%	8,7%

Outlook



*Jan 2000 - Jan 2020

Onion: Market Trends

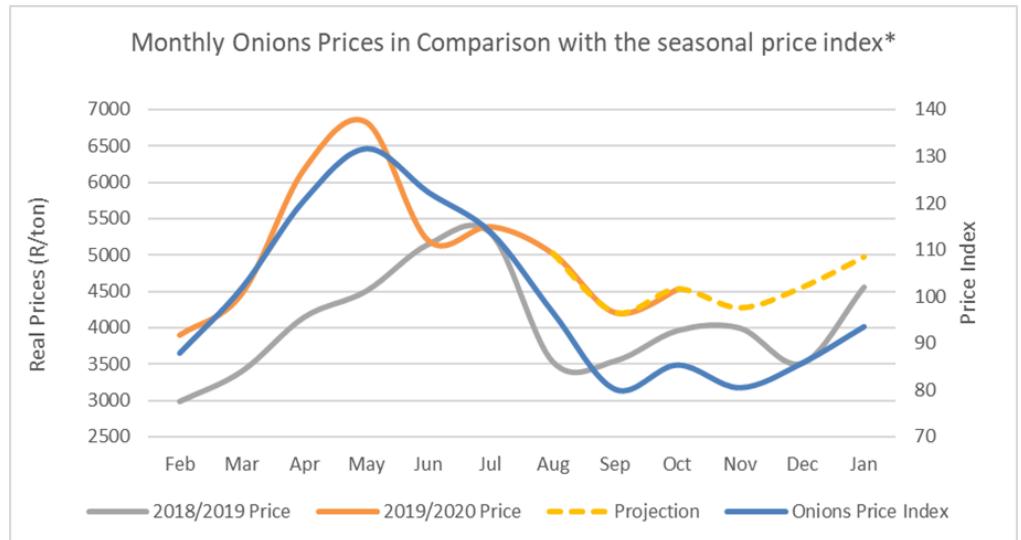
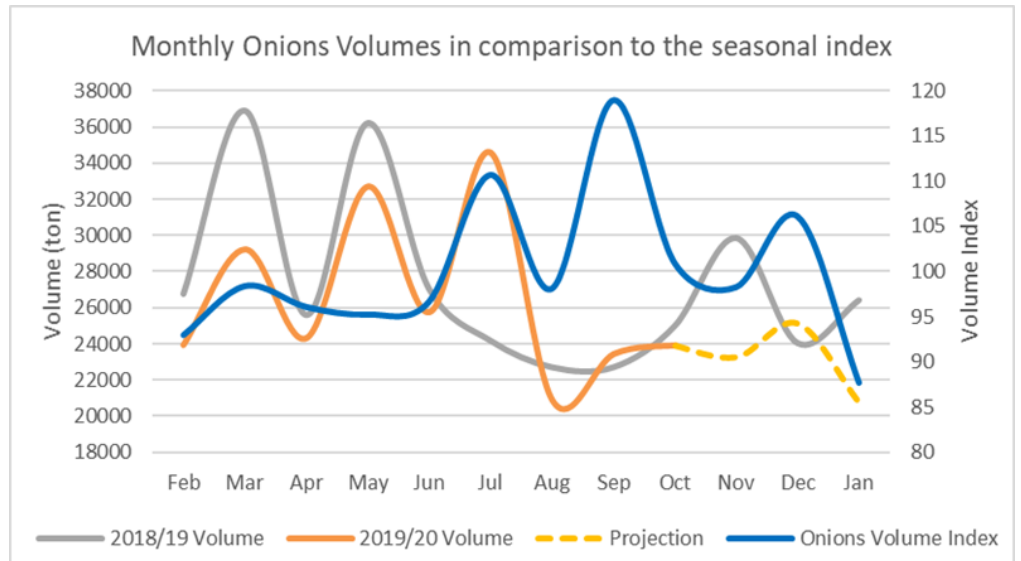
Onion volumes increased 20% week-on-week, compared with the prior week's 11,5% uptick. Month-on-month volumes slipped 10,2% (prior week: -22,9%). Price fell 11,7% week-on-week (prior week: -5,4%). Month-on-month price dipped by 2,9%, versus the prior week reporting a 17,5% increase.

Local Market

Weekly Onion Volumes and Prices

	Volume (ton)	Price (/ton)
Week ending 06 November	6264	R3 843
w/w	20,0%	-11,7%
m/m	-10,2%	-2,9%
y/y	3,4%	5,5%

Outlook



*Jan 2000 - Jan 2020

Potato: Market Trends

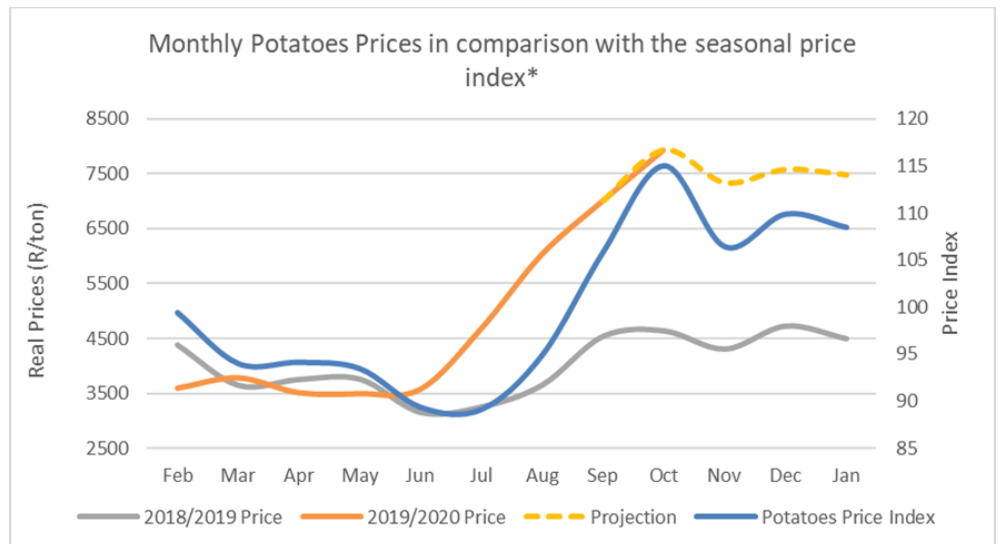
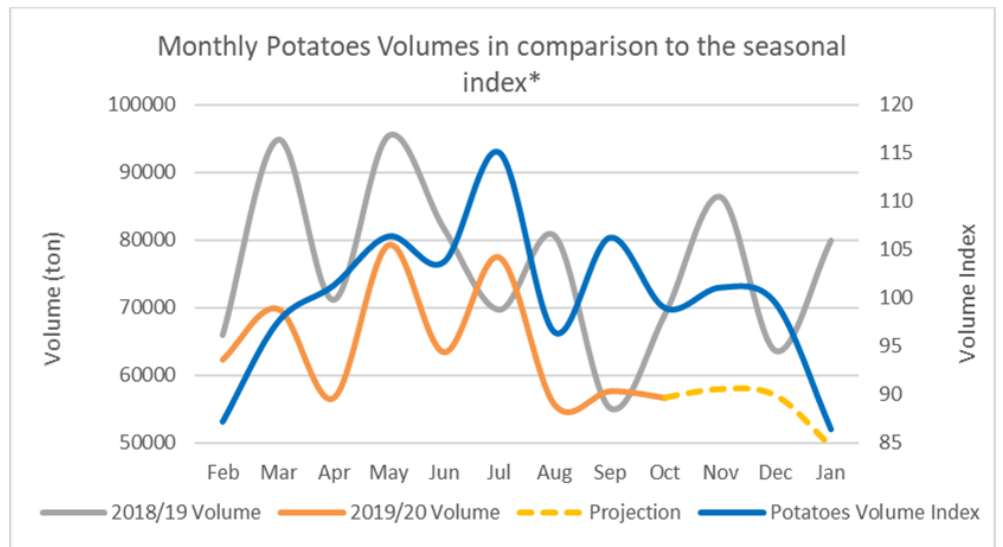
Volumes inched up 1,8% week-on-week (prior week: +25,9%) and surged 45,6% month-on-month (prior week: 18,4%). Week-on-week price decreased slightly by -4,7% (prior week: -12,2%), but on a year-on-year basis increased by 48,9% (prior week: +56,1%).

Local Market

Weekly Potato Volumes and Prices

	Volume (ton)	Price (R/ton)
Week ending 06 November	18832	R5 973
w/w	1,8%	-4,7%
m/m	45,6%	-26,4%
y/y	-1,6%	48,9%

Outlook



*Jan 2000 - Jan 2020

Tomato: Market Trends

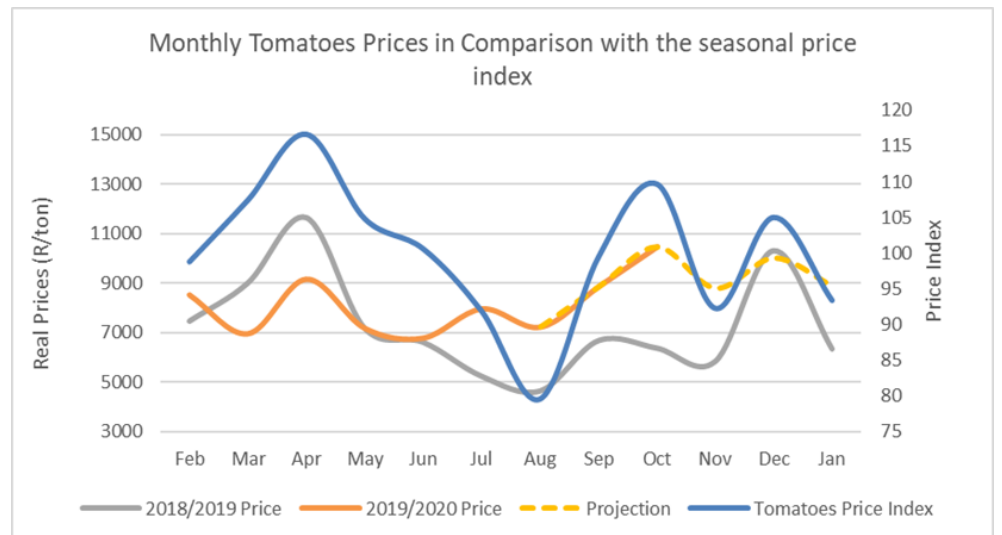
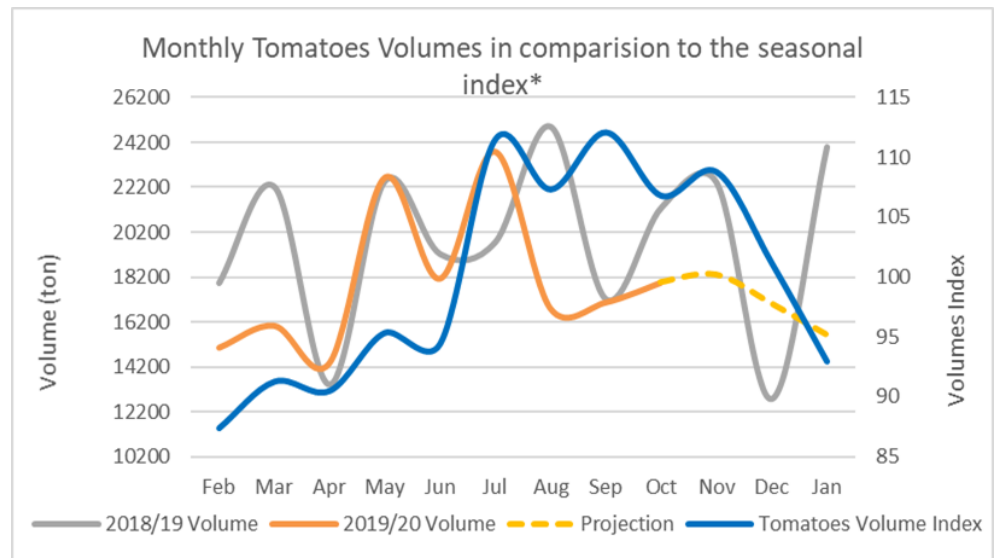
Tomato volumes slipped 4,4% week-on-week versus the prior week's strong increase of 49,6%. Month-on-month volume rose 50,3% (prior week: +21,6%). Week-on-week price continued to trend down, falling 18% (prior week: -34,8%). The year-on-year price increased by 3,6% against a stronger year-on-year increase of 30,9% in the prior week.

Local Market

Weekly Tomato Volumes and Prices

	Volume (ton)	Price (R/ton)
Week ending 06 November	5539	R5 739
w/w	-4,4%	-18,0%
m/m	50,3%	-45,9%
y/y	8,3%	3,6%

Outlook



*Jan 2000 - Jan 2020