



Fresh produce market trends

Retail Business Banking



No 'Black Friday' for fresh produce

A year ago, on 29 November 2019, the market saw a decrease in tomato sales and an increase in cabbage, carrot, onion and potato volumes. Most vegetables showed an improvement in demand which is generally expected at month end. This week, there were high volumes of tomatoes on the market and the demand was not very supportive. Potato quality has still not reached the total best, while onions continue to be the steady performer in the market. Overall, the buying power has shifted due to Black Friday shopping preferences, and the economic pressure may have added to the overall more subdued demand.

Retail Business Banking
AgriBusiness
30 November 2020

Abrie Rautenbach
+27 11 350 3327
Abrie.Rautenbach@absa.africa

Olga de Freitas
+27 11 846 1569
Olga.defreitas@absa.co.za

<https://www.absa.co.za/business/sector-solutions/agribusiness/agri-smart-insights/>

Accessor

Fresh Produce Market Report

Cabbage: Market Trends

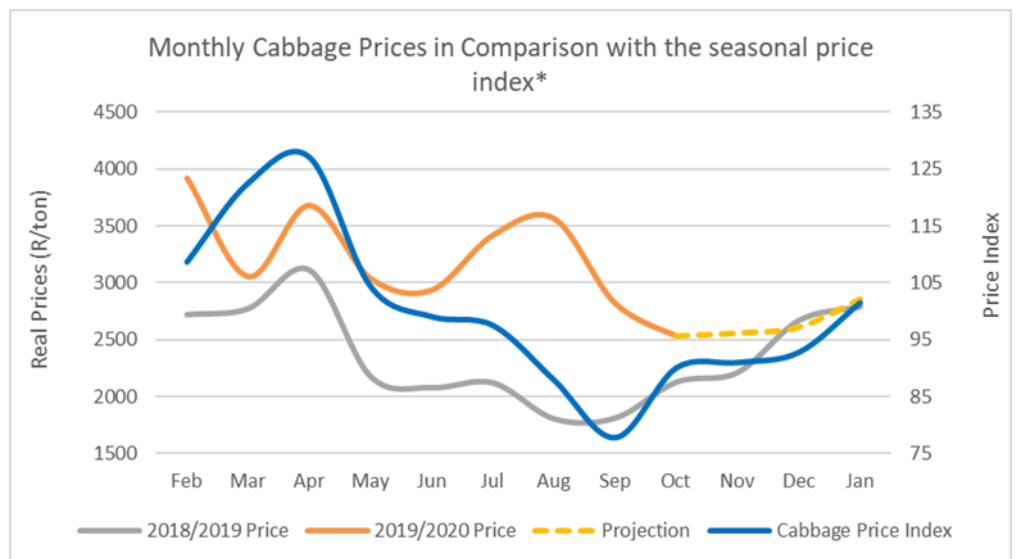
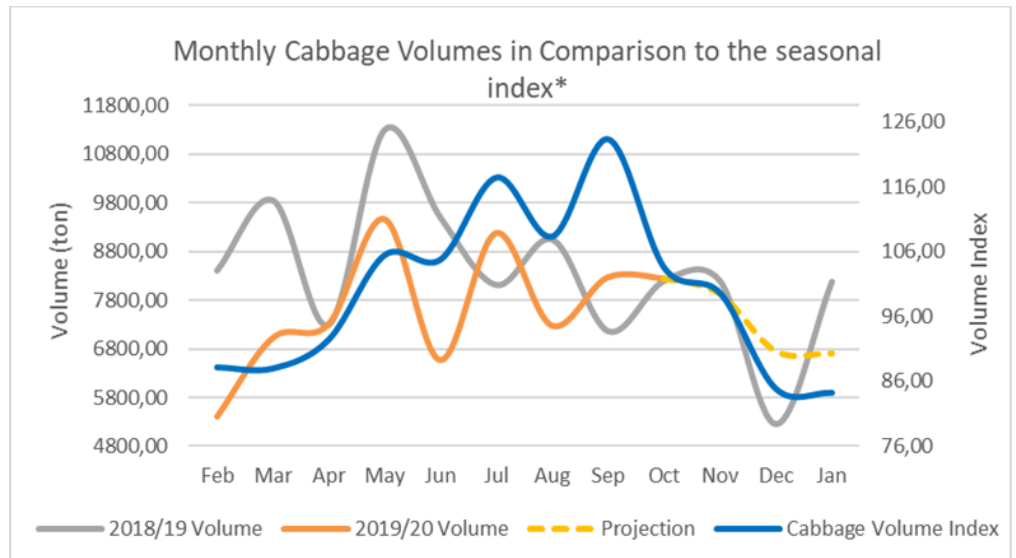
The week-on-week volumes have decreased slightly by -2% compared with the previous week's slight increase of 2.2%. This week's month-on-month volumes continued to decline, at -18.3% against the previous week's -5.3%. The price week-on-week has increased by 12.1% in comparison to the previous week's -9.9%. The year-on-year price continues to drop, with a decline of -20% this week and -28.1% the previous week.

Local Market

Weekly Cabbage Volumes and Prices

	Volume (ton)	Price (R/ton)
Week ending 27 November	1920	R2 092
w/w	-2,0%	12,1%
m/m	-18,3%	0,5%
y/y	15,1%	-20,0%

Outlook



*Jan 2000 - Jan 2020

Carrot: Market Trends

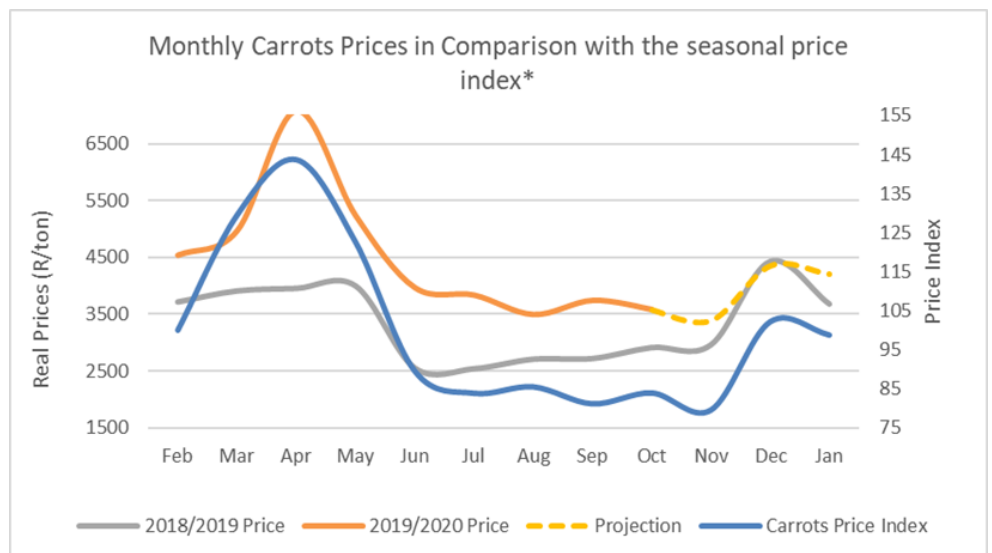
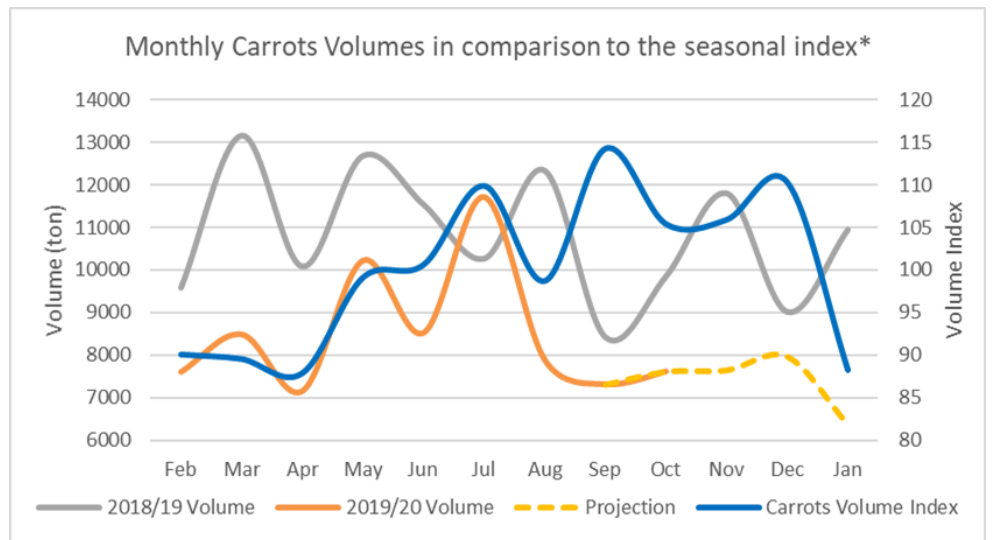
This week-on-week volumes continues to increase, by 22.1% this week and 26.1% in the previous week. The overall year-on-year volume continues to decline, -8% this week and -9.4% the previous week. The price week-on-week has decreased by -10.1% this week, against -18.2% the previous week.

Local Market

Weekly Carrot Volumes and Prices

	Volume (ton)	Price (R/ton)
Week ending 27 November	2400	R2 804
w/w	22,1%	-10,1%
m/m	3,1%	2,0%
y/y	-8,0%	-7,1%

Outlook



*Jan 2000 - Jan 2020

Onion: Market Trends

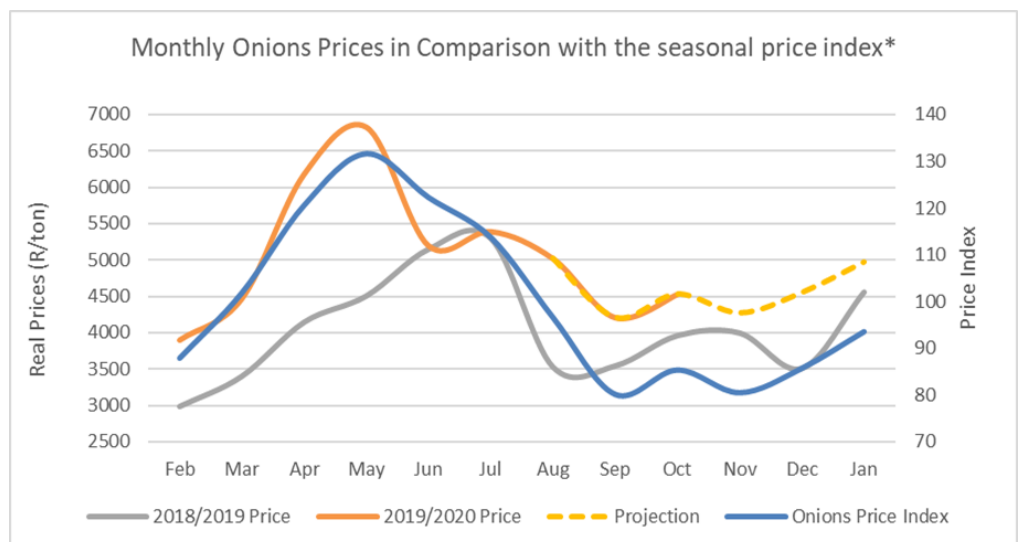
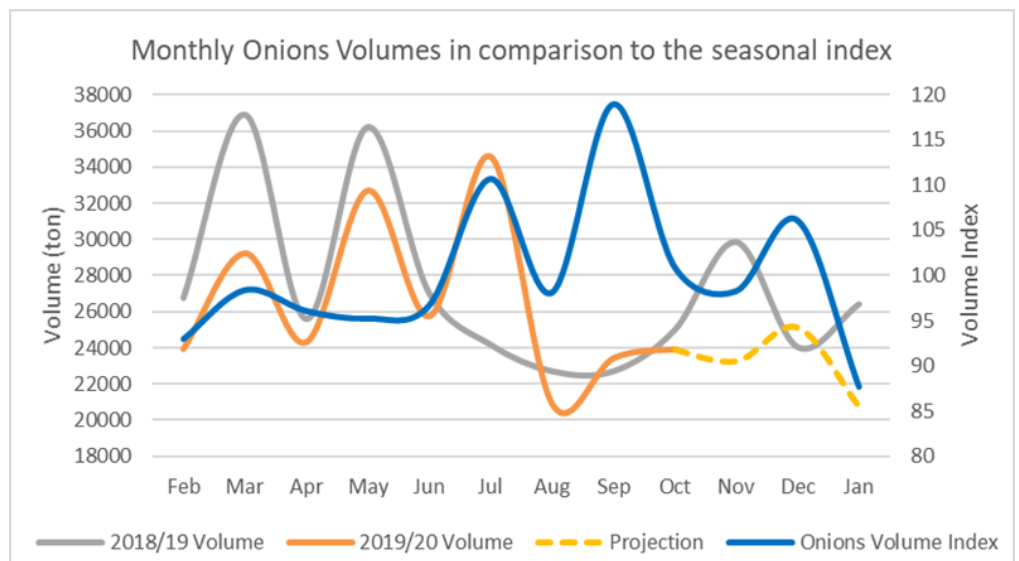
The volumes week-on-week have increased substantially by 34.8%, against last week's increase of 5.3%. The year-on-year volumes continue to drop consistently, with a decrease of -7.1% this week and -7% the previous week. The price week-on-week declined -3.3% this week against a slight increase of 0.6% in the previous week. Prices year-on-year this week show an increase of 20.7%, with the previous week showing an increase of 20.5%.

Local Market

Weekly Onion Volumes and Prices

	Volume (ton)	Price (/ton)
Week ending 27 November	6474	R3 828
w/w	34,8%	-3,3%
m/m	24,0%	-12,0%
y/y	-7,1%	20,7%

Outlook



*Jan 2000 - Jan 2020

Potato: Market Trends

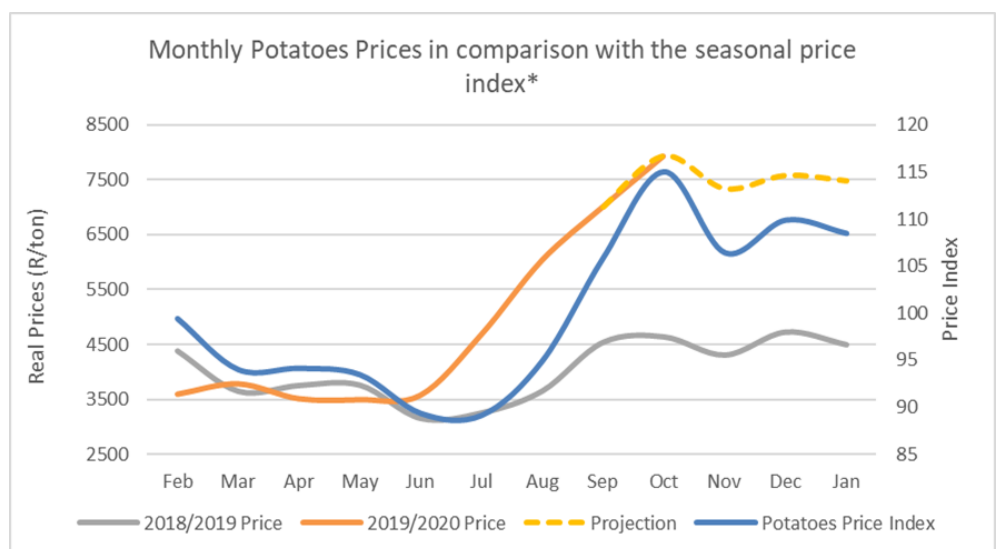
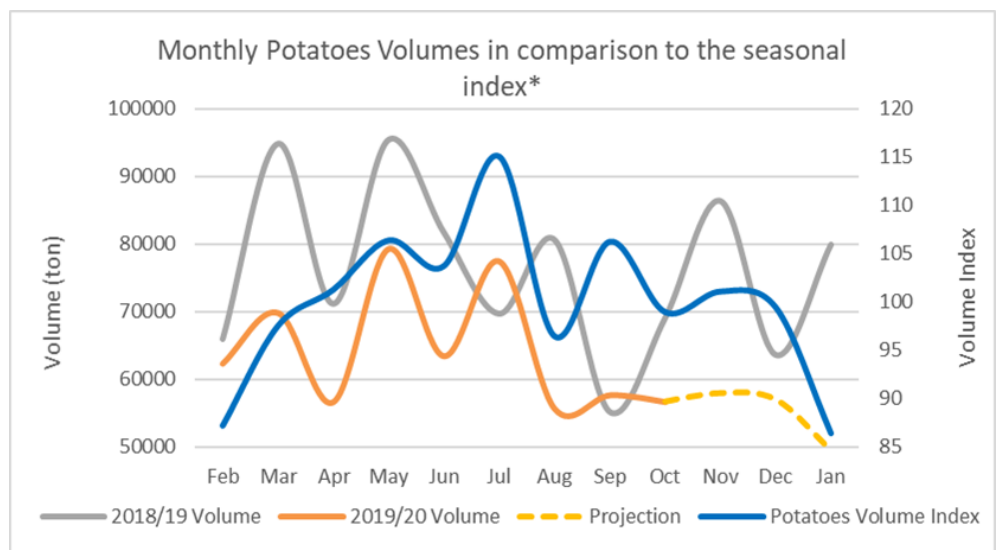
Potato volumes week-on-week have increased 17.5%, compared with the previous week's increase of 8.6%. The year-on-year volumes have risen slightly, with a 2.4% increase this week, compared with the previous week's increase of 2%. Potato prices week-on-week have dropped slightly by -0.3% this week, against the decrease of -14.4% in the previous week. The price month-on-month decreased by -19.1%, against the previous week's decline of -28.7%.

Local Market

Weekly Potato Volumes and Prices

	Volume (ton)	Price (R/ton)
Week ending 27 November	17834	R5 072
w/w	17,5%	-0,3%
m/m	-3,6%	-19,1%
y/y	2,4%	4,3%

Outlook



*Jan 2000 - Jan 2020

Tomato: Market Trends

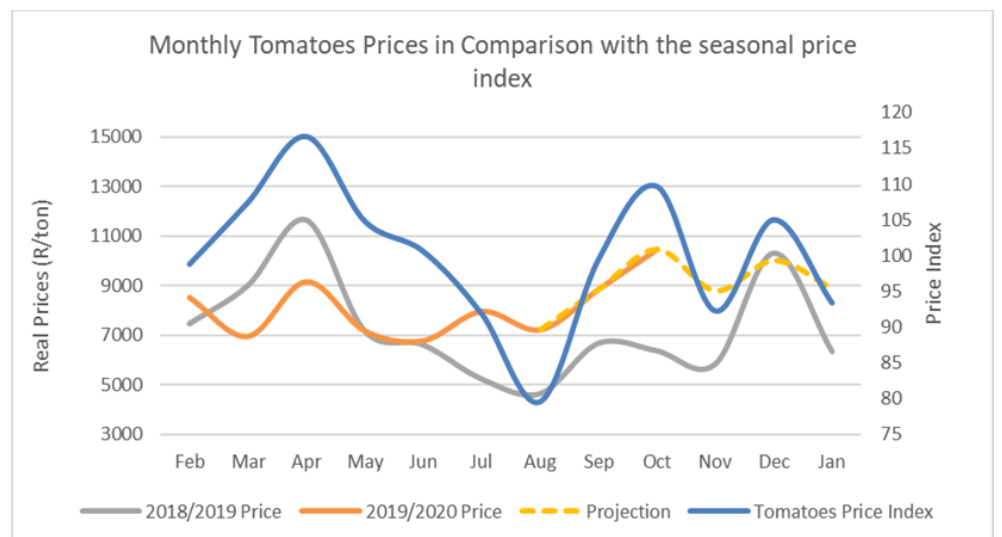
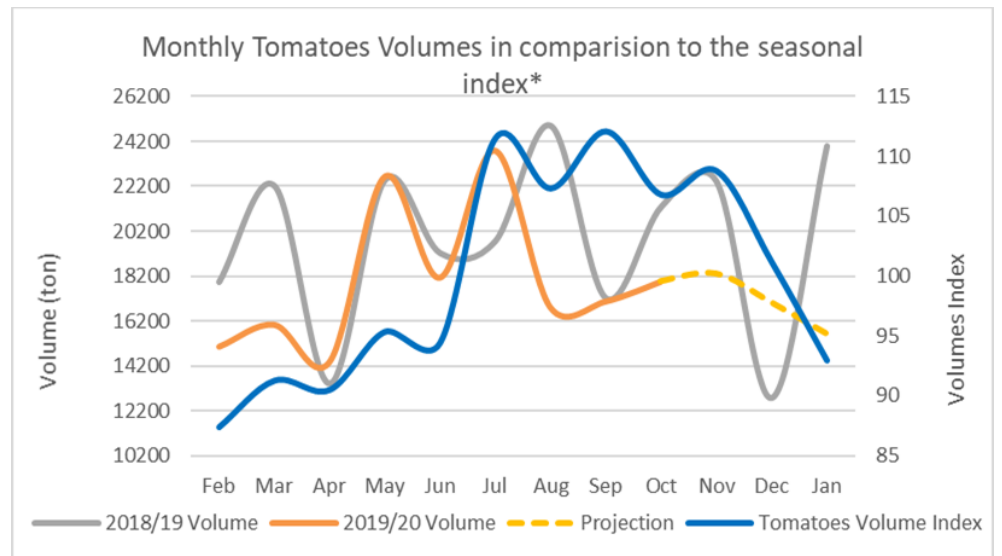
Tomato volumes continue to rise this week, with a 18% increase week-on-week and a 342% increase the previous week. The volume month-on-month declined this week by -11.8%, compared with the previous week's increase of 11.9%. The price week-on-week continued to decline, -6.8% this week and -18.6% the previous week. The price month-on-month has decreased this week by -3.4% against the previous week's decrease of -32.4%.

Local Market

Weekly Tomato Volumes and Prices

	Volume (ton)	Price (R/ton)
Week ending 27 November	5112	R6 760
w/w	18,0%	-6,8%
m/m	-11,8%	-3,4%
y/y	32,8%	-27,1%

Outlook



*Jan 2000 - Jan 2020