



Fresh produce market trends

Retail Business Banking



Low demand suggests economic pressure

Wet weather over the past two weeks have affected the general quality of fresh produce supplied to markets. With the exception of shorter-term cabbage and carrot movements, prices were down due to increased volumes. In addition to higher volumes, potatoes also had quality issues due to the wet weather in the country over the past two weeks. Packaging of wet potatoes has resulted in damaged produce. Negative movements in volumes and prices for carrots (week-on-week) and cabbage (year-on-year) suggest that demand for fresh produce are still under pressure. It is expected that demand will improve in the coming week as is traditionally associated with end-of-the-month price and volume dynamics.

Retail Business Banking
AgriBusiness
25 January 2021

Abrie Rautenbach
+27 11 350 3327
Abrie.Rautenbach@absa.africa

Olga de Freitas
+27 11 846 1569
Olga.defreitas@absa.co.za

<https://www.absa.co.za/business/sector-solutions/agribusiness/agri-smart-insights/>

Accessor

Fresh Produce Market Report

Cabbage: Market Trends

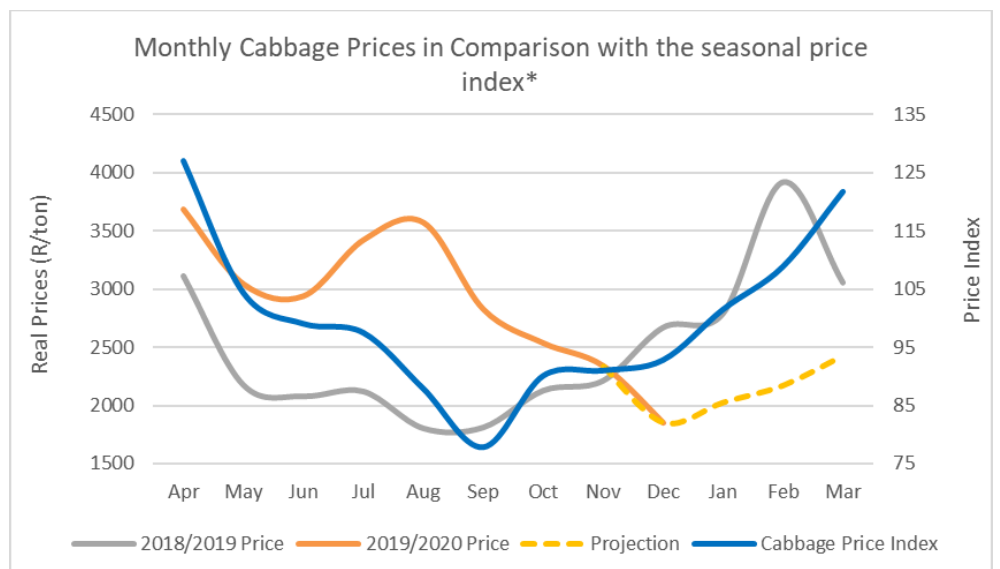
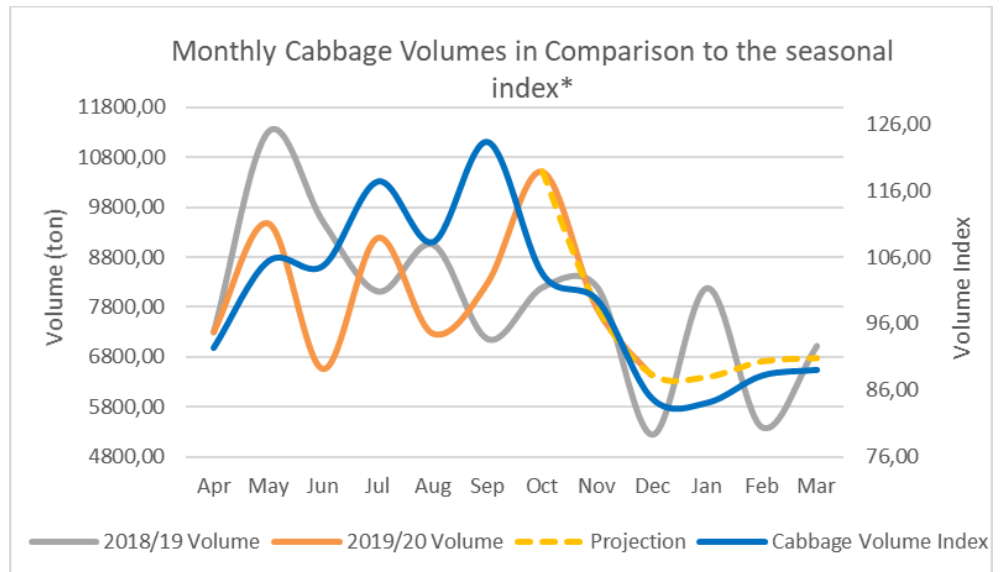
Cabbage volumes week-on-week increased by 11.5% this week, against the previous week's increase of 0.6%. The year-on-year volumes continued to decrease, by -1.6% this week and -11.6% the previous week. The price week-on-week has increased by 14.7% this week, compared with the previous week's decrease of -5.1%. The year-on-year price continues to decrease, by -31.3% this week and by -29.5% the previous week.

Local Market

Weekly Cabbage Volumes and Prices

	Volume (ton)	Price (R/ton)
Week ending 22 January	1713	R1 846
w/w	11,5%	14,7%
m/m	7,3%	6,4%
y/y	-1,6%	-31,3%

Outlook



*Jan 2000 - Jan 2021

Carrot: Market Trends

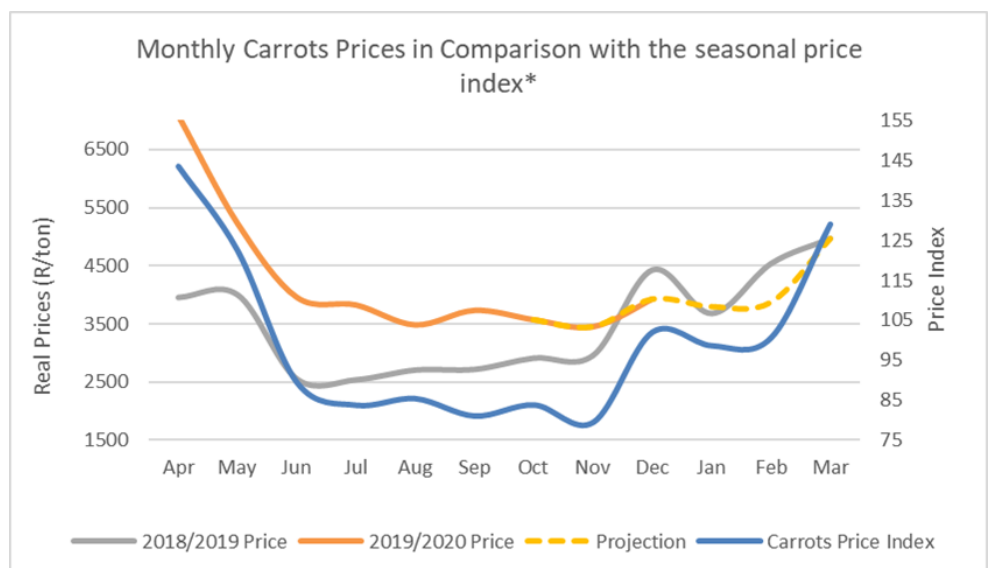
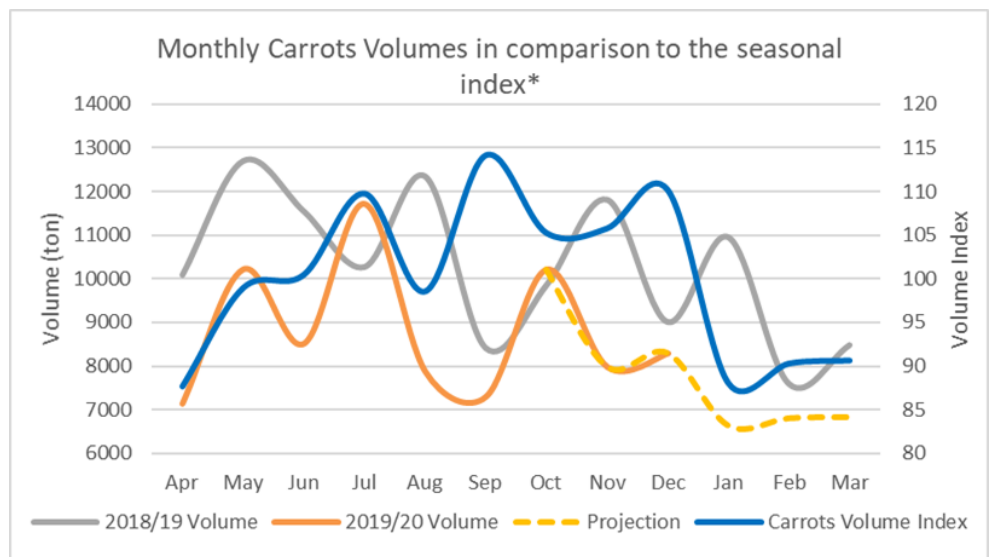
Week-on-week carrot volumes decreased by -1.7% this week compared with the previous week's increase of 24.2%. Volumes year-on-year continued to decline, by -26.1% this week and by -10.1% the previous week. The week-on-week price also continued to decline, -13.2% this week and a -30.2% decline the previous week. Year-on-year price has increased slightly this week, by 0.7% this week, compared with a 16.1% increase the previous week.

Local Market

Weekly Carrot Volumes and Prices

	Volume (ton)	Price (R/ton)
Week ending 22 January	1725	R2 947
w/w	-1,7%	-13,2%
m/m	-32,8%	-46,3%
y/y	-26,1%	0,7%

Outlook



*Jan 2000 - Jan 2021

Onion: Market Trends

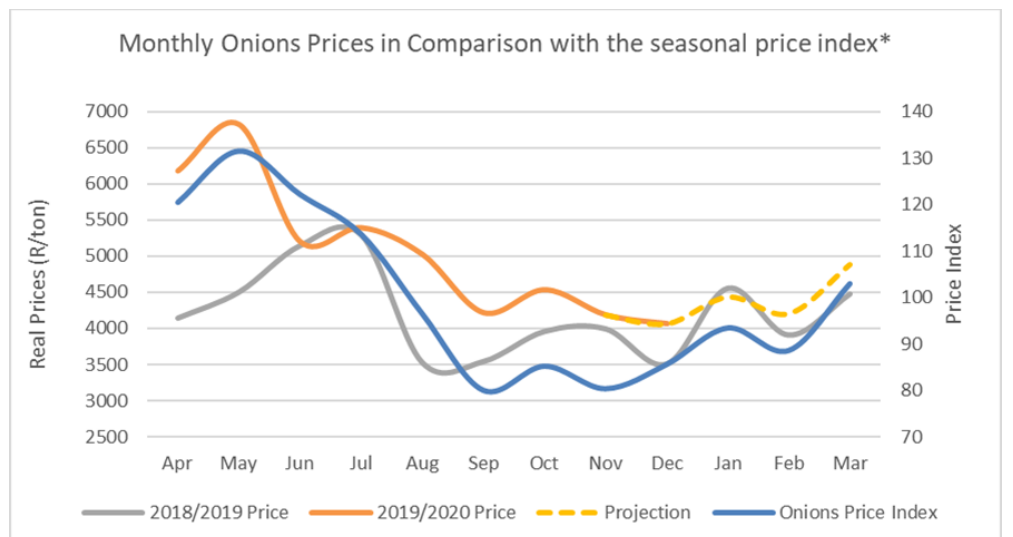
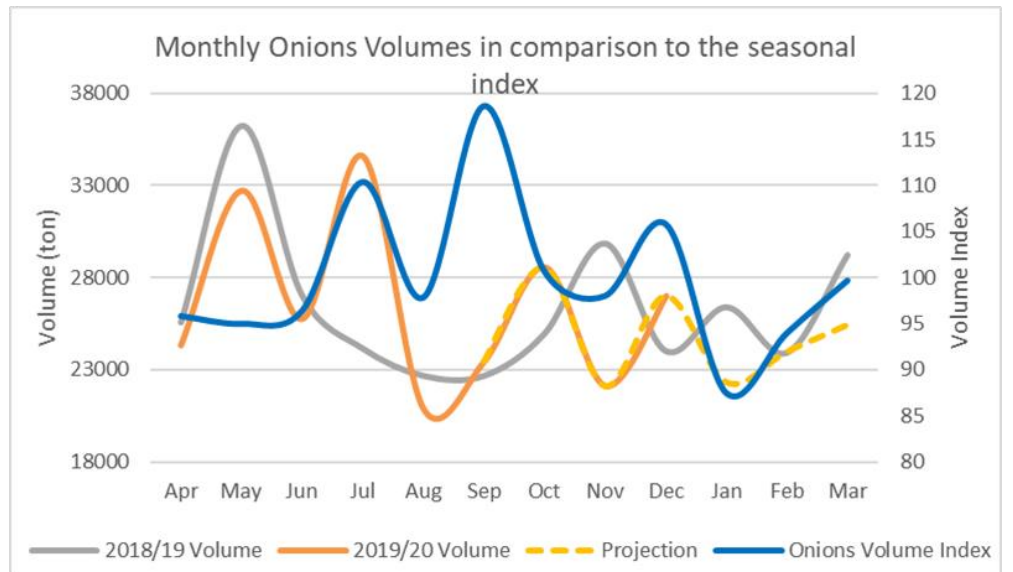
Onion volumes week-on-week have increased by 22.9% this week, compared with the decrease of -1.2% the previous week. Volumes year-on-year have increased by 13.6%, compared with the previous week's increase of 11.5%. The price week-on-week has decreased by -4.7% this week, compared with the previous week's slight increase of 1.2%. The year-on-year price decreased by -10.5% this week, and by -11.3% the previous week.

Local Market

Weekly Onion Volumes and Prices

	Volume (ton)	Price (/ton)
Week ending 22 January	6253	R3 927
w/w	22,9%	-4,7%
m/m	-16,0%	3,1%
y/y	13,6%	-10,5%

Outlook



*Jan 2000 - Jan 2021

Potato: Market Trends

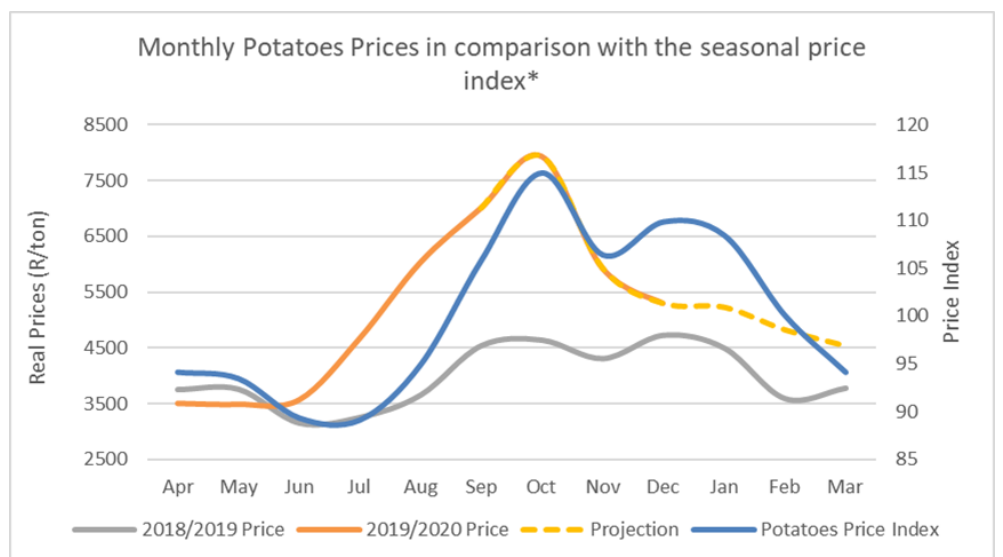
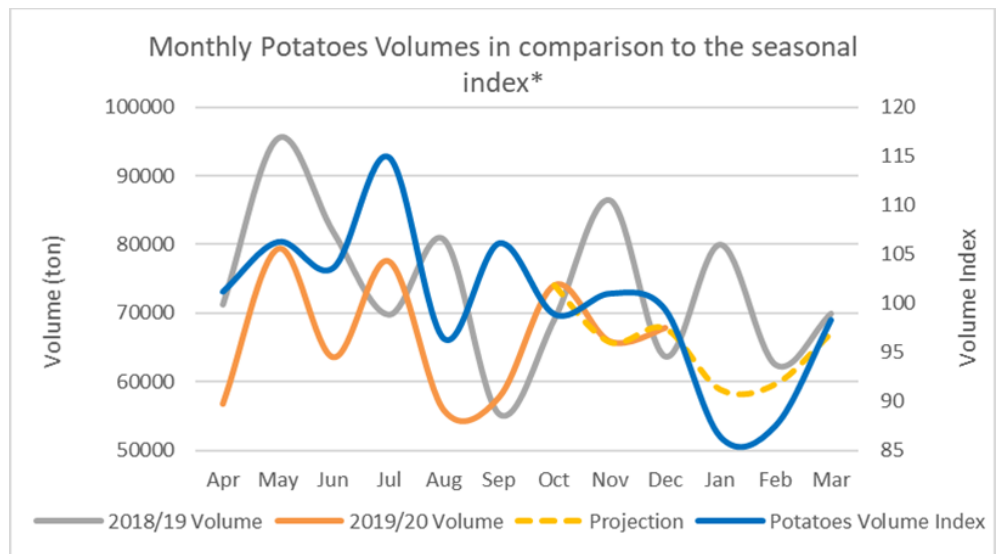
Week-on-week volumes have increased by 23.1% this week, compared with the previous week's decrease of -15.5%. The year-on-year volume has increased by 13.3% this week, in comparison to the previous week's decrease of -8.3%. The price week-on-week has decreased by -16.7% this week, against the previous week's decrease of -9.8%. This week's year-on-year price has decreased by -20.9%, compared with the previous week's decline of -8.1%.

Local Market

Weekly Potato Volumes and Prices

	Volume (ton)	Price (R/ton)
Week ending 22 January	17586	R3 140
w/w	23,1%	-16,7%
m/m	-2,0%	-31,5%
y/y	13,3%	-20,9%

Outlook



*Jan 2000 - Jan 2021

Tomato: Market Trends

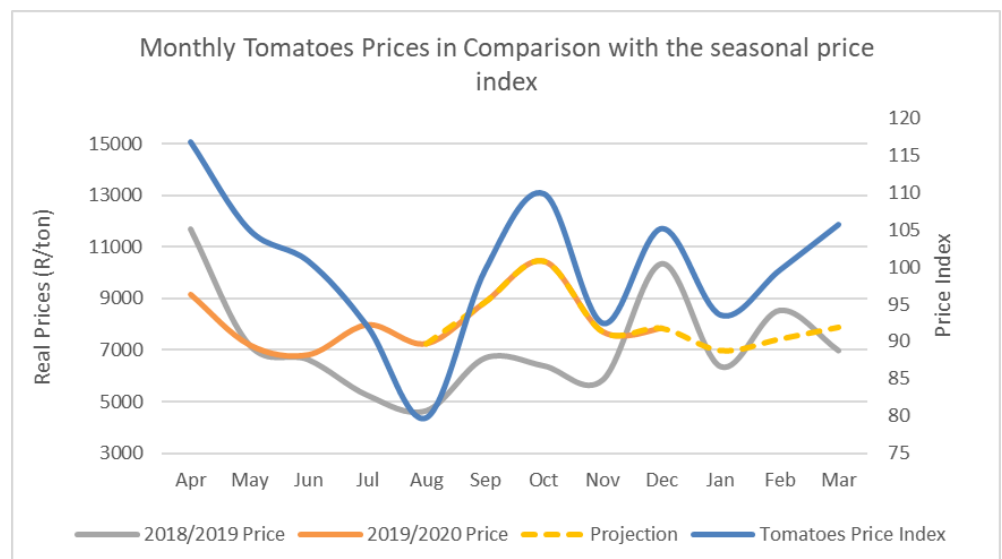
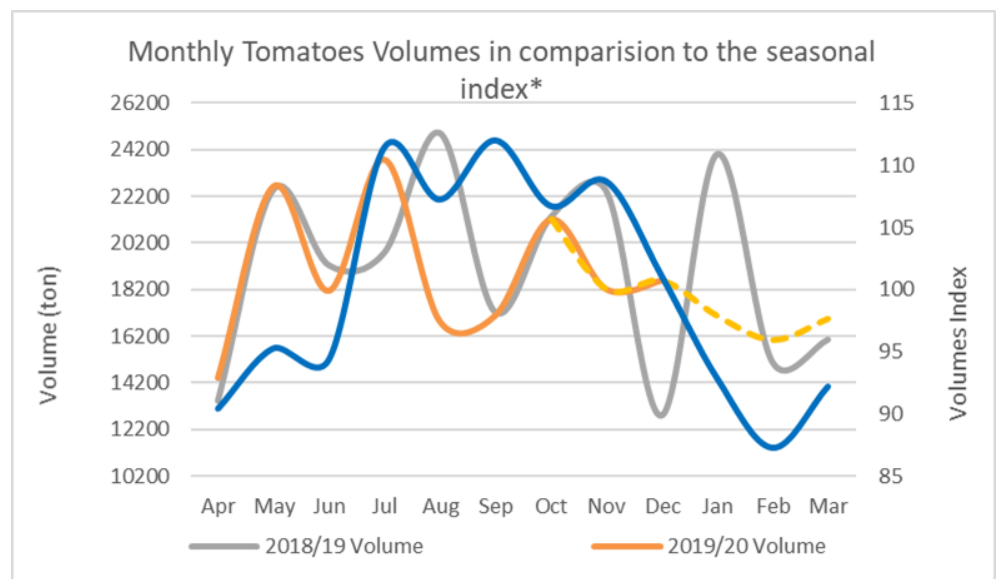
This week tomato volumes increased by 26.1% week-on-week, in comparison to the previous week's decline of -13.7%. This week's year-on-year volumes show a strong increase of 50.8%, against the previous week's -11.9% decrease. The price week-on-week has decreased by -16.8% this week, compared with the previous week's increase of 31.8%. The price this week shows a decrease of -42.8% year-on-year, against the previous week's increase of 25.9%.

Local Market

Weekly Tomato Volumes and Prices

	Volume (ton)	Price (R/ton)
Week ending 22 January	5482	R4 682
w/w	26,1%	-16,8%
m/m	3,3%	-39,9%
y/y	50,8%	-42,8%

Outlook



*Jan 2000 - Jan 2021