



Fresh produce market trends

Retail Business Banking



Sluggish demand is putting pressure on the market

Majority of vegetable prices struggle to find price support. Potato quality continues to improve, and volumes are strengthening. Supply of onion supply is stable, and demand is good. Supply on the market is holding well, but demand is struggling to support prices. Supply of tomato supply is lower and demand not strong. Movement a year ago was stronger. Colour tomatoes are back in a good supply. Carrot and cabbage demand is low given poor quality. Rain has contributed to poor quality and resulted in the lack of good quality produce available on the market.

Retail Business Banking
AgriBusiness
14 December 2020

Abrie Rautenbach
+27 11 350 3327
Abrie.Rautenbach@absa.africa

Olga de Freitas
+27 11 846 1569
Olga.defreitas@absa.co.za

<https://www.absa.co.za/business/sector-solutions/agribusiness/agri-smart-insights/>

Accessor

Fresh Produce Market Report

Cabbage: Market Trends

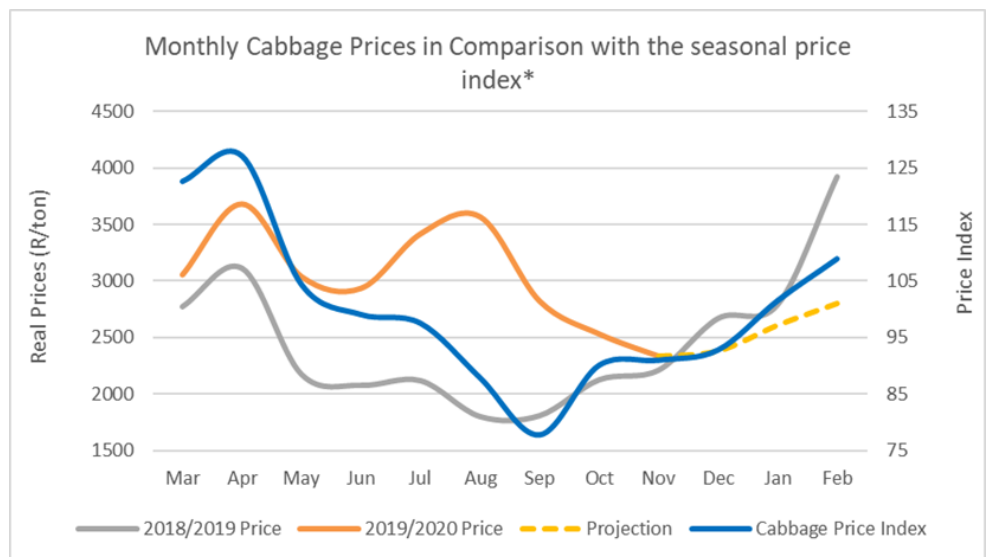
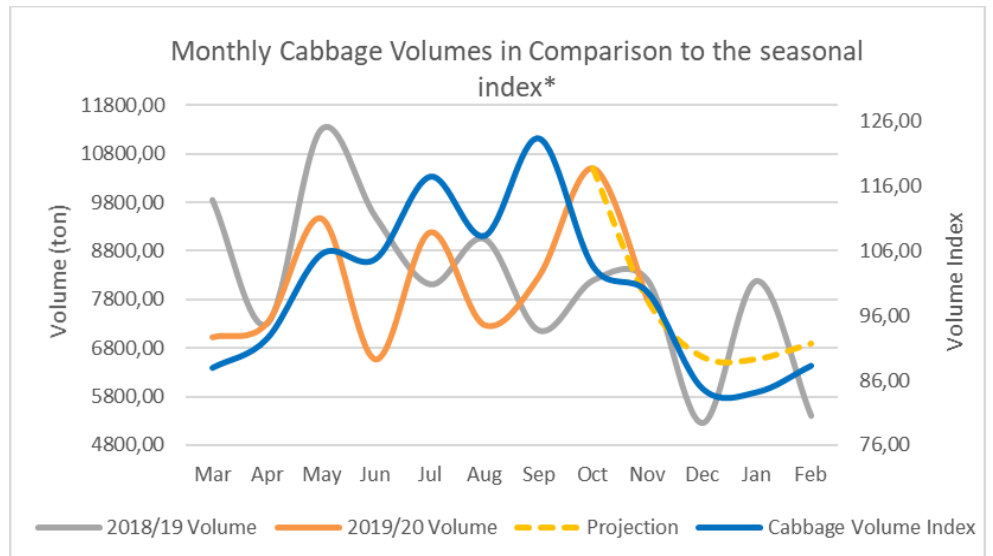
Cabbage volumes week-on-week continue to drop, -15.3% this week and -3.2% the previous week. Year-on-year volumes keep reflecting an increase of 70.2% this week and 72.7% the previous week. Prices also continue to drop, with a decrease of -8.5% this week and -11.1% the previous week. Year-on-year prices show a decrease of -34.5% this week and -25.0% the previous week.

Local Market

Weekly Cabbage Volumes and Prices

	Volume (ton)	Price (R/ton)
Week ending 11 December	1575	R1 701
w/w	-15,3%	-8,5%
m/m	-17,8%	-17,9%
y/y	70,2%	-34,5%

Outlook



*Jan 2000 - Jan 2020

Carrot: Market Trends

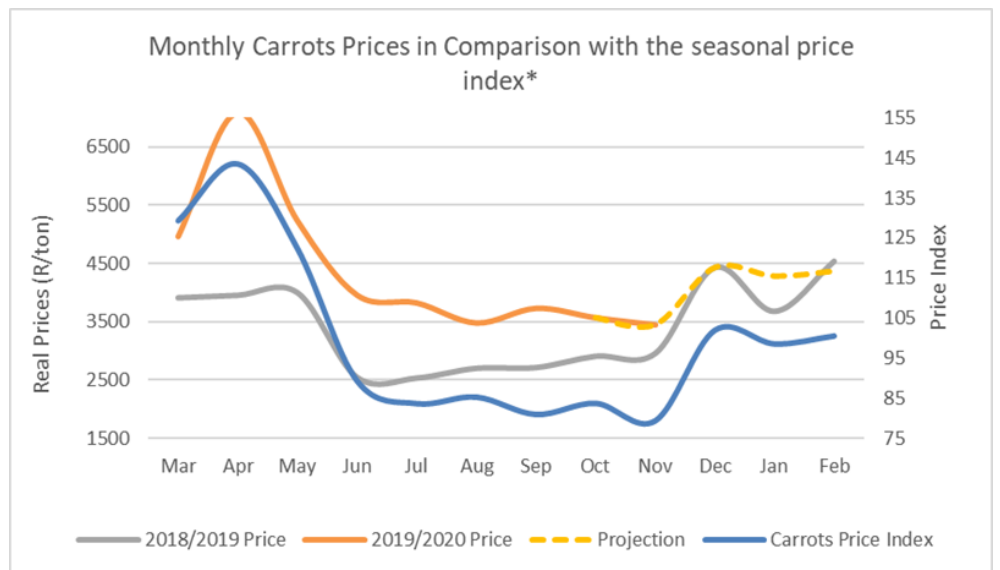
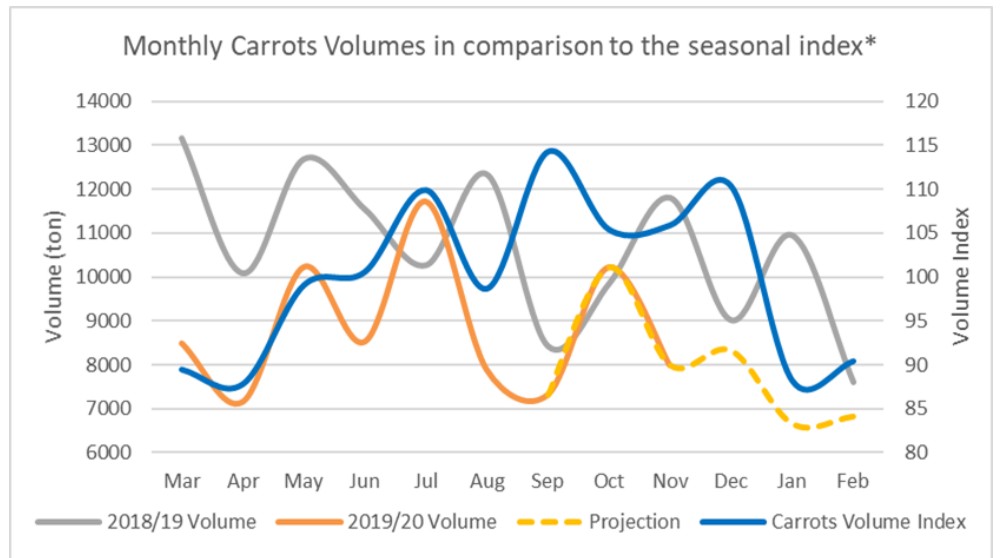
The market continues to see a decline in volumes, with a drop of -4.7% this week and -18.7% the previous week. Year-on-year volumes show an increase of 17.2% this week and 2.2% the previous week. Week-on-week, pricing has also seen a slight decrease of -4.3%, compared with the previous week's increase of 6%. Prices year-on-year continue to decline, with a decrease of -33.6% this week and -14.7% the previous week.

Local Market

Weekly Carrot Volumes and Prices

	Volume (ton)	Price (R/ton)
Week ending 11 December	1860	R2 845
w/w	-4,7%	-4,3%
m/m	19,3%	-25,4%
y/y	17,2%	-33,6%

Outlook



*Jan 2000 - Jan 2020

Onion: Market Trends

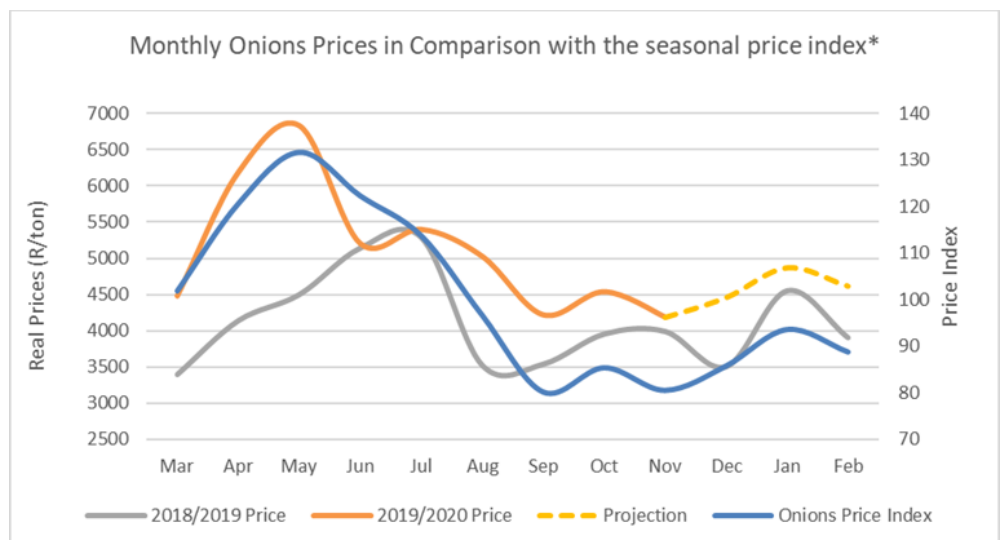
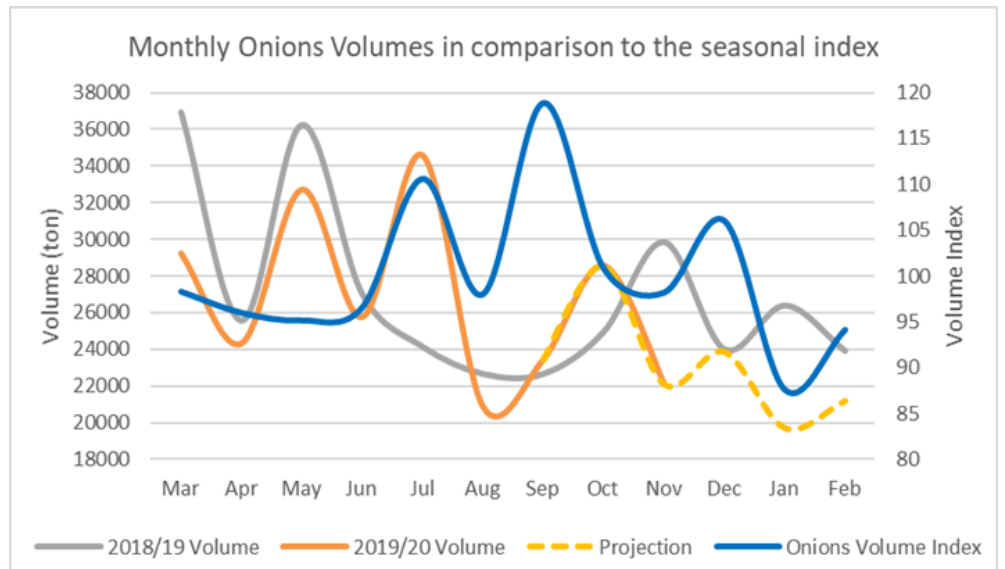
Week-on-week, onion volumes have declined -5.8% this week, but increased 7.6% the previous week. Year-on-year volumes continued to increase, 57.2% this week and 21.4% the previous week. Prices week-on-week continue to drop, with a decline of -1.7% and -1.2% the previous week. Year-on-year, prices continued to increase, with a rise of 15.5% this week and 18.9% the previous week.

Local Market

Weekly Onion Volumes and Prices

	Volume (ton)	Price (/ton)
Week ending 11 December	6559	R3 716
w/w	-5,8%	-1,7%
m/m	43,8%	-5,6%
y/y	57,2%	15,5%

Outlook



*Jan 2000 - Jan 2020

Potato: Market Trends

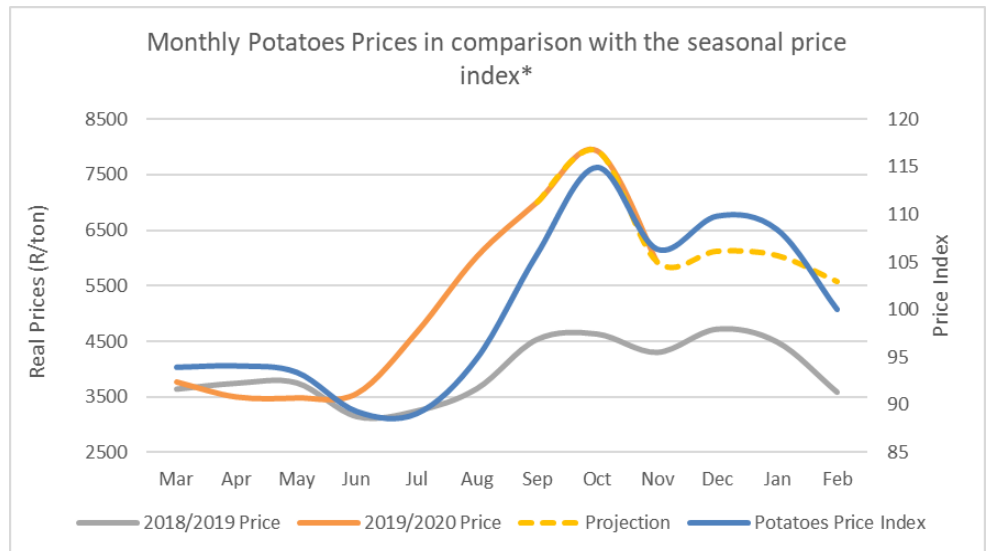
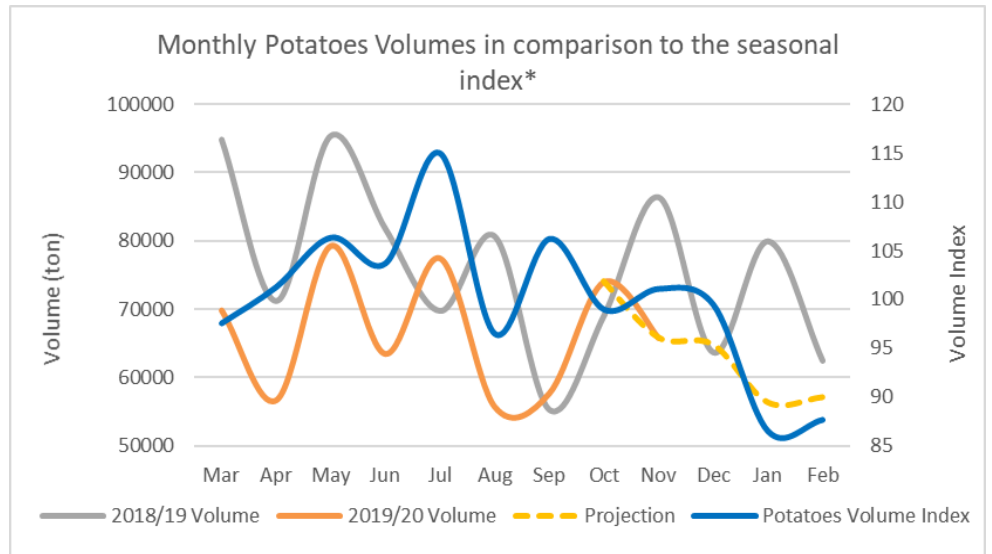
Volumes week-on-week have continued to decline, -1.1% this week and -4.9% the previous week. Year-on-year volumes show an increase of 46.8% this week and 20.6% the previous week. Prices week-on-week have declined by -6.6% against the previous week's increase of 9.2%. Year-on-year, prices continued increase, 2.7% this week and 8.1% the previous week.

Local Market

Weekly Potato Volumes and Prices

	Volume (ton)	Price (R/ton)
Week ending 11 December	16776	R5 173
w/w	-1,1%	-6,6%
m/m	20,1%	-12,9%
y/y	46,8%	2,7%

Outlook



*Jan 2000 - Jan 2020

Tomato: Market Trends

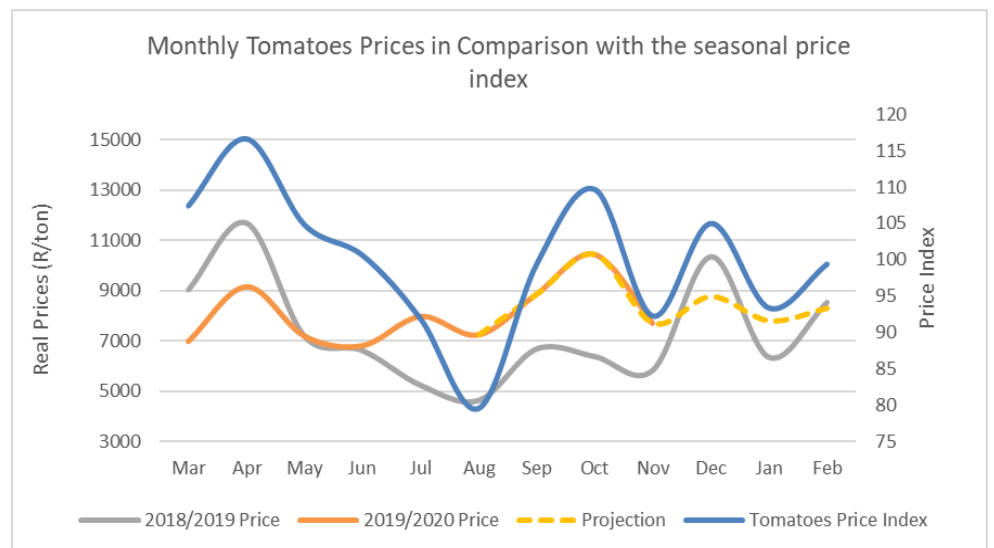
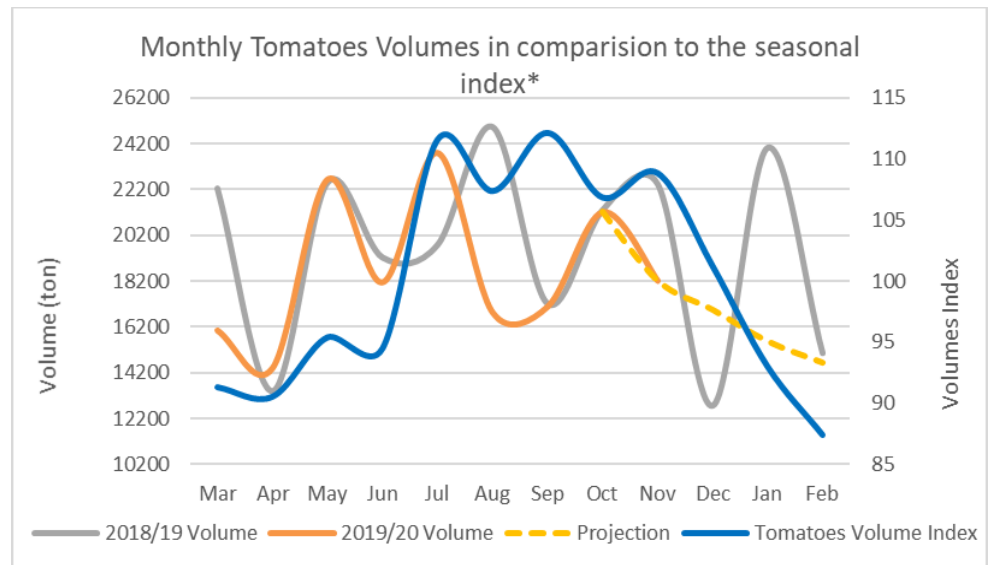
Tomato volumes declined -34.6% week-on-week, against an increase of 14.3% the previous week. Year-on-year, volumes continued to be strong, with a 61.5% increase this week and 97.6% increase the previous week. Prices week-on-week rose 57.4% against the previous week's decline of -30.6%. Prices year-on-year reflect a decrease of -21.4% this week and -50.4% the previous week.

Local Market

Weekly Tomato Volumes and Prices

	Volume (ton)	Price (R/ton)
Week ending 11 December	3821	R7 382
w/w	-34,6%	57,4%
m/m	18,3%	-17,2%
y/y	61,5%	-21,4%

Outlook



*Jan 2000 - Jan 2020