



**Livestock and Meat Advisory Council**

Exhibition Park, Samora Machel Avenue West, PO Box BE 209 Belvedere, Harare  
 Phone: +263 (24) 2756 600, 2772 915, 2777 391 Email: [admin@lit.co.zw](mailto:admin@lit.co.zw)  
 Website: [www.livestockzimbabwe.com](http://www.livestockzimbabwe.com)

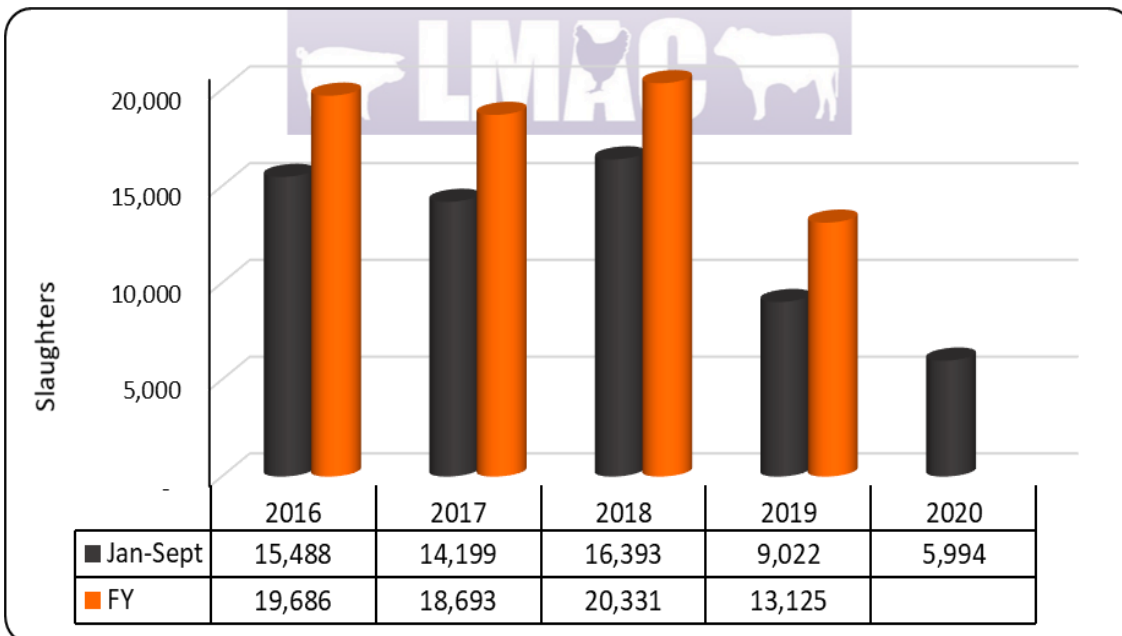
**Market Watch Report: Third Quarter September 2020**

**Goat Sector**

Total goat slaughters at abattoirs monitored by the Department of Crop and Livestock were 5,994 head for the first nine months to September 2020, a decrease of 34% over the same period in 2019.

Third quarter slaughters averaged 672 per month, an increase of 2% but 59% down when compared to the corresponding period in 2019 and 2018, respectively.

Direct and indirect costs of slaughter at formal abattoirs is believed to be a major deterrent to formalisation of goat slaughters and processing.



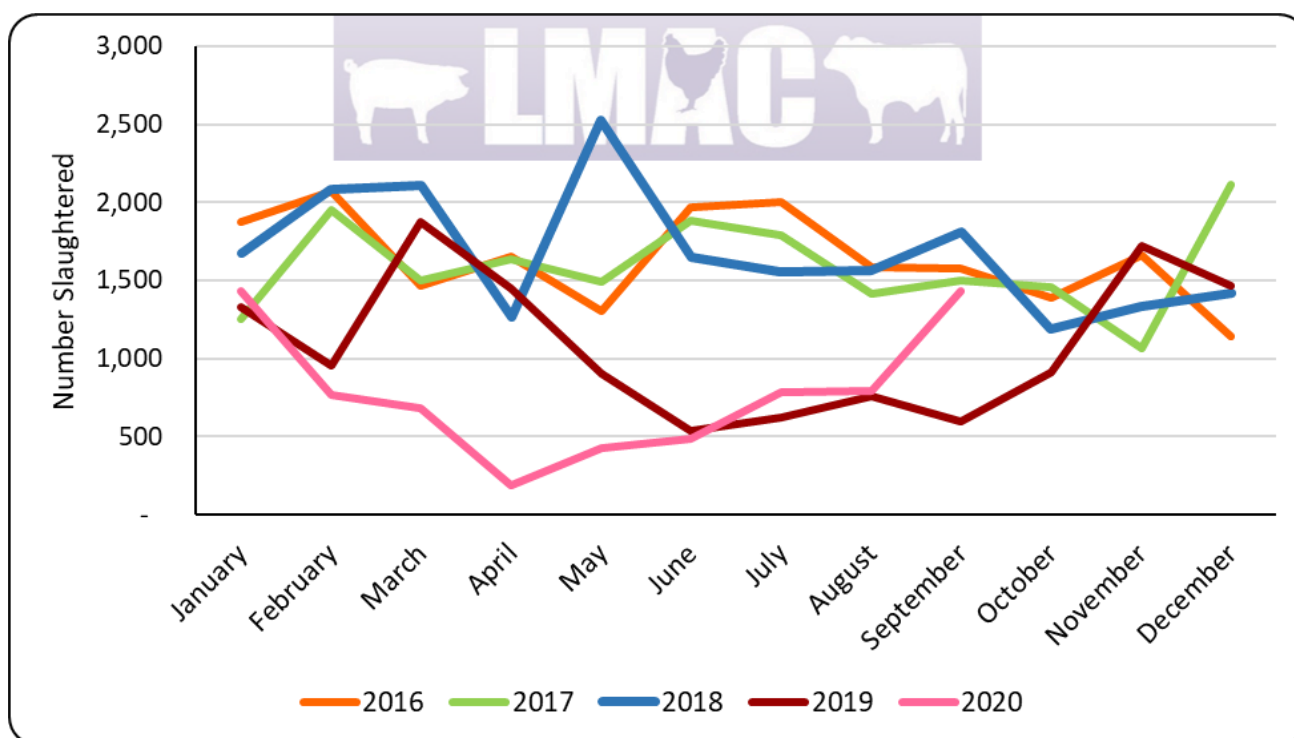
**Cumulative Goat Slaughters, 2016 – September 2020**



Monthly goat slaughter patterns reflect a high rate of volatility, indicative of the absence of organised large scale goat breeding in the country.

Most goat production is carried out at a subsistence level and the low number of slaughters captured by the formal abattoirs as a percentage of total slaughters, reflect a reluctance for smallholder producers to use formal slaughter facilities.

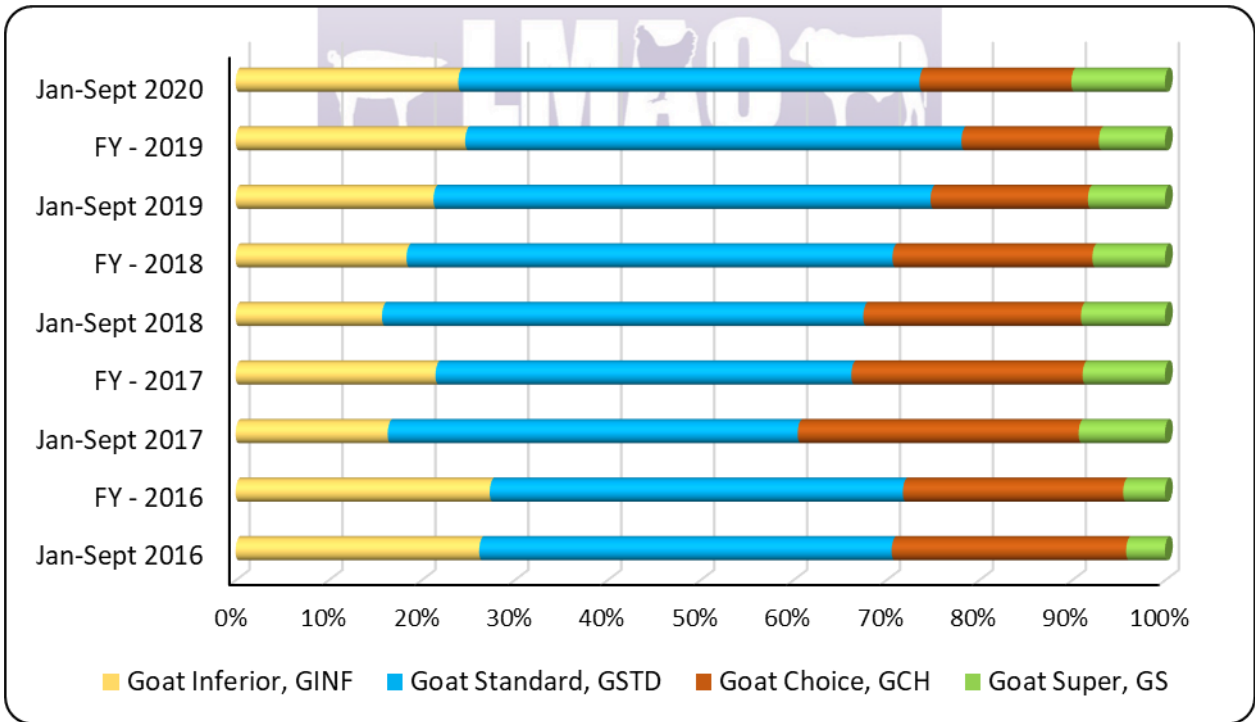
Slaughters in July and August were marginally higher than the same months in 2019 but significantly lower than 2018. The highest slaughters of 1,435 head were recorded in September.



**Monthly National Goat Slaughters, 2016 – September 2020**

The graph below illustrates the breakdown in quality of goats slaughtered through the formal abattoir system. For the nine months to September 2020, Goat Super grade accounted for 10% of total slaughters, an increase of 2% over the corresponding period in 2019 and a general growth from 4% to 10% between January 2016 and September 2020.

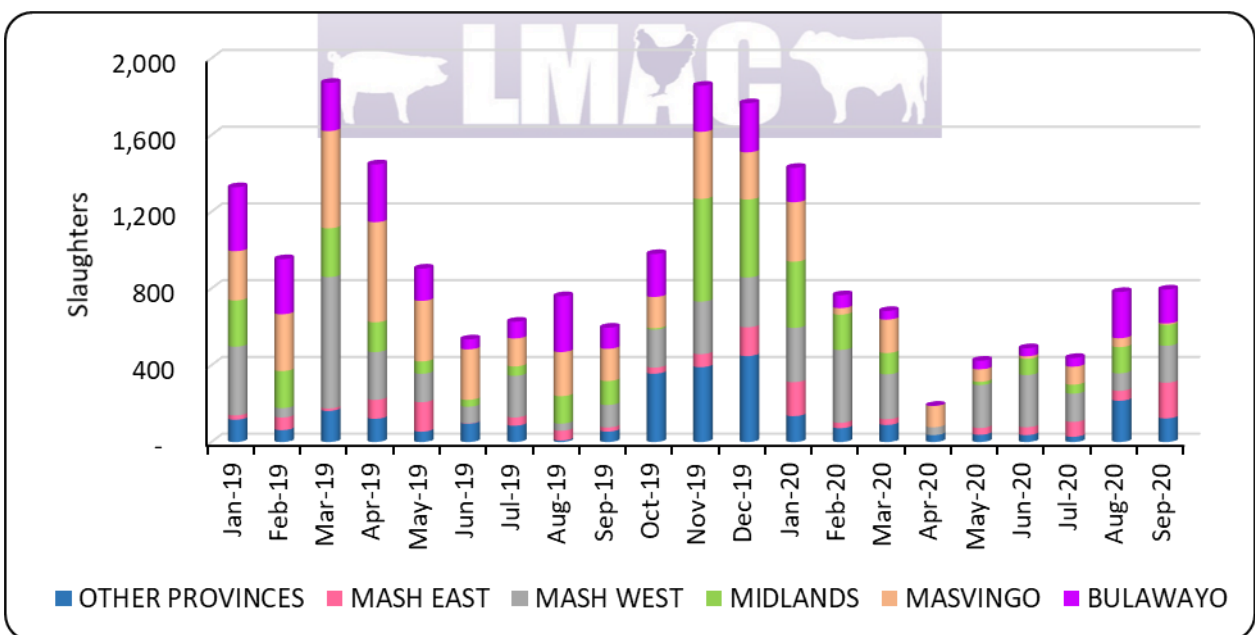
This trend can be contrasted with the initial decrease in Goat Inferior grade as a percentage of total goat meat in 2018 before an increase to 24% for the third quarter of 2020.



**Proportionate Goat Slaughters by Grade, 2016 – September 2020**

The figure below illustrates the monthly slaughters by province. For the nine months to September 2020, Mashonaland West dominated slaughters, making up 34, 12 and 24% of slaughter in July, August and September, respectively.

Cumulatively, for the period January to September 2020, Mashonaland West made up 31% of total slaughters. Other provinces that made significant contributions were Midlands, Masvingo and Bulawayo that made up 18, 14 and 14% of total slaughters, respectively.



**Monthly National Slaughters by Province, 2019 – September 2020**