



# Fresh produce market trends

## Retail Business Banking



## Excessive rain a challenge

Consistent rain throughout the past two weeks is resulting in a drop in volumes and quality of some products. Potato volumes are significantly lower compared with the same time last year and although prices are higher, market participants are reporting that the wet weather is creating quality concerns. Tomato volumes are also lower, but market reports indicate that quality is still good. Onions have maintained good quality and volumes, but due to an abundance of rain both the quality and quantity may be impacted. Harvesting in general may be slightly unpredictable due to the high rainfall.

Retail Business Banking  
AgriBusiness  
01 February 2021

**Abrie Rautenbach**  
+27 11 350 3327  
Abrie.Rautenbach@absa.africa

**Olga de Freitas**  
+27 11 846 1569  
Olga.defreitas@absa.co.za

<https://www.absa.co.za/business/sector-solutions/agribusiness/agri-smart-insights/>

Accessor

# Fresh Produce Market Report

## Cabbage: Market Trends

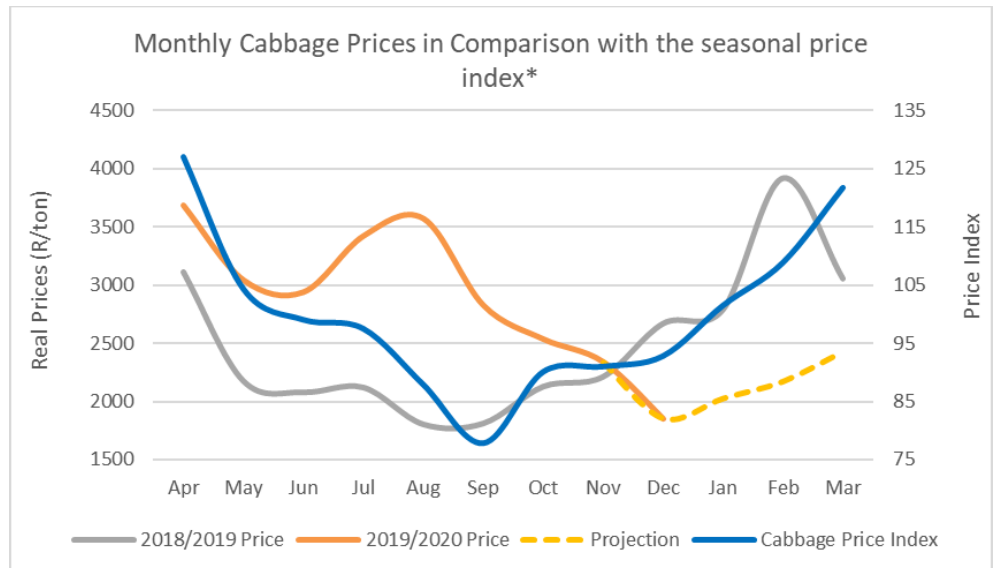
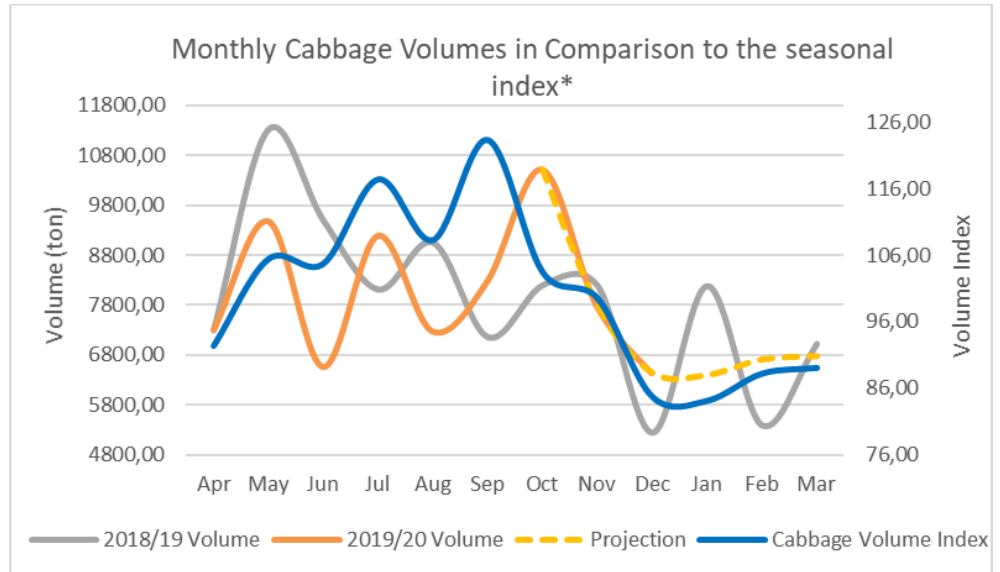
Week-on-week, the cabbage volume has decreased by -6.8% this week, compared with the previous weeks increase of 11.5%. Month-on-month, the volume increased by 40.6% this week, compared with the previous week's increase of 7.3%. Week-on-week, the price increased by 23% this week and 14.7% the previous week. Year-on-year, the price decreased by -29.2% this week, compared with the previous week's decline -31.3%.

### Local Market

#### Weekly Cabbage Volumes and Prices

	Volume (ton)	Price (R/ton)
Week ending 29 January	1597	R2 272
w/w	-6,8%	23,0%
m/m	40,6%	22,4%
y/y	-3,0%	-29,2%

### Outlook



\*Jan 2000 - Jan 2021

## Carrot: Market Trends

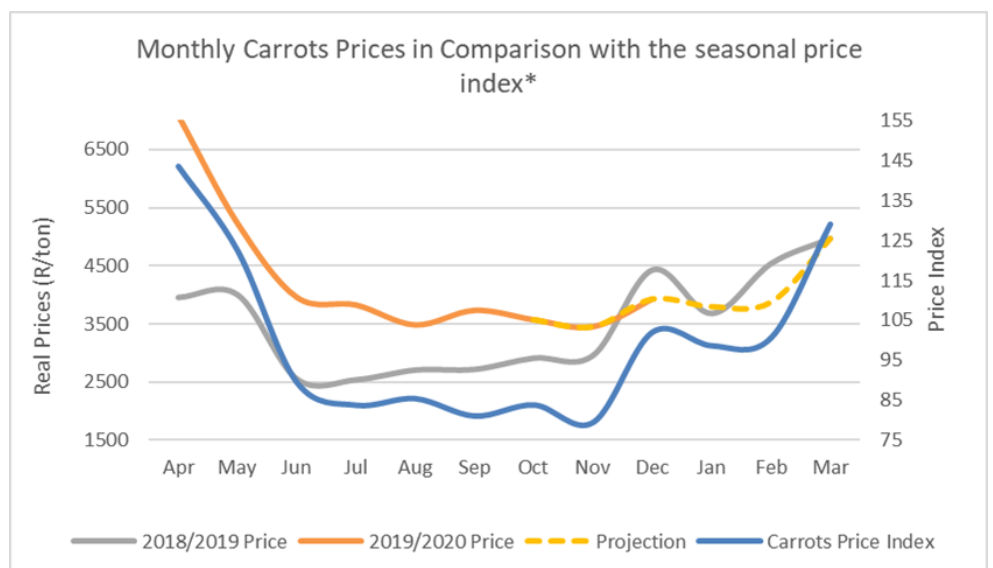
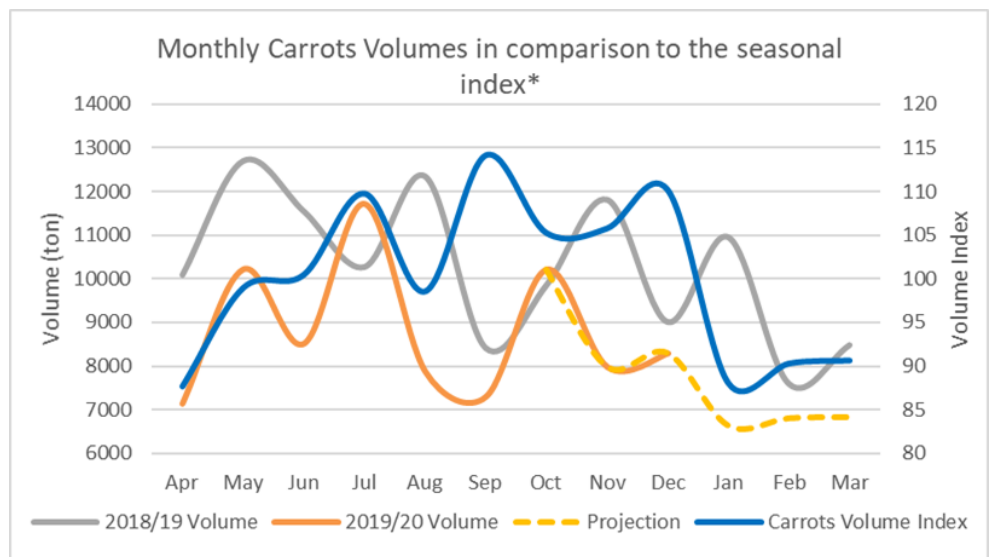
Week-on-week, the carrot volume increased by 10.8% this week, compared with the previous week's decrease of -1.7%. The year-on-year volume decreased by -24.4% this week and -26.1% the previous week. The price week-on-week increased by 26.9% this week and declined by -13.2% the previous week. The price year-on-year increased 22.1% this week, compared with 0.7% increase the previous week.

### Local Market

#### Weekly Carrot Volumes and Prices

	Volume (ton)	Price (R/ton)
Week ending 29 January	1912	R3 740
w/w	10,8%	26,9%
m/m	19,5%	-39,4%
y/y	-24,4%	22,1%

### Outlook



\*Jan 2000 - Jan 2021

## Onion: Market Trends

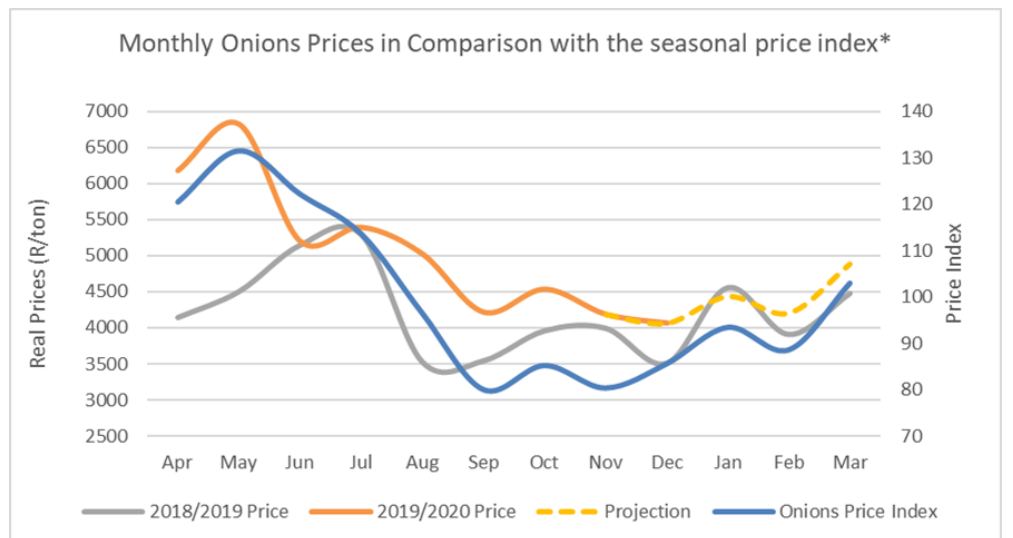
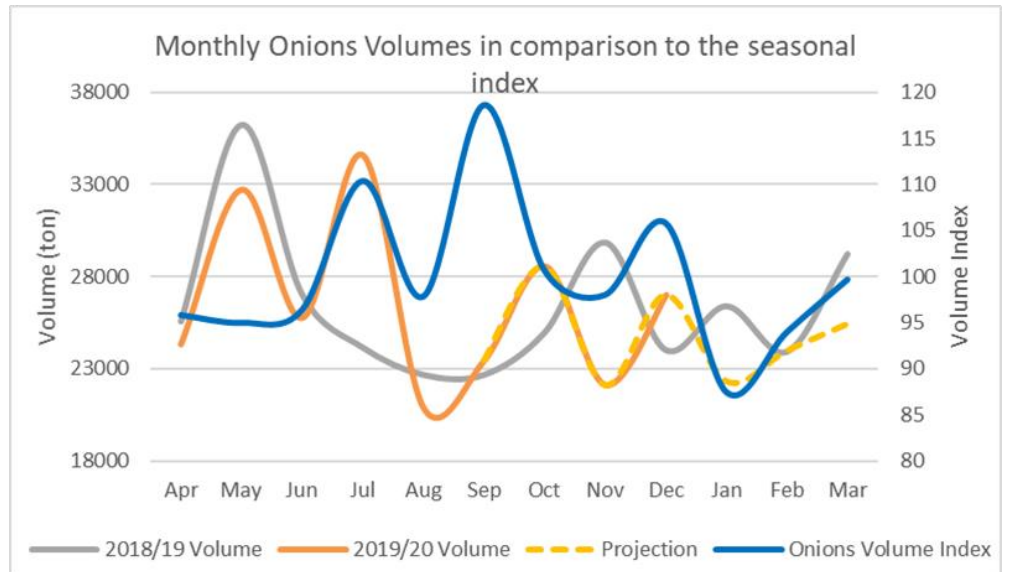
Week-on-week, the onion volume increased by 5.1% this week and 22.9% the previous week. Year-on-year, volumes decreased by -6.8% this week and increased by 13.6% the previous week. Week-on-week, the price decreased by -2.9% this week and by -4.7% the previous week. The year-on-year price decreased by -3.2% this week and -10.5% the previous week.

### Local Market

#### Weekly Onion Volumes and Prices

	Volume (ton)	Price (/ton)
Week ending 29 January	6571	R3 813
w/w	5,1%	-2,9%
m/m	74,3%	-1,9%
y/y	-6,8%	-3,2%

### Outlook



\*Jan 2000 - Jan 2021

## Potato: Market Trends

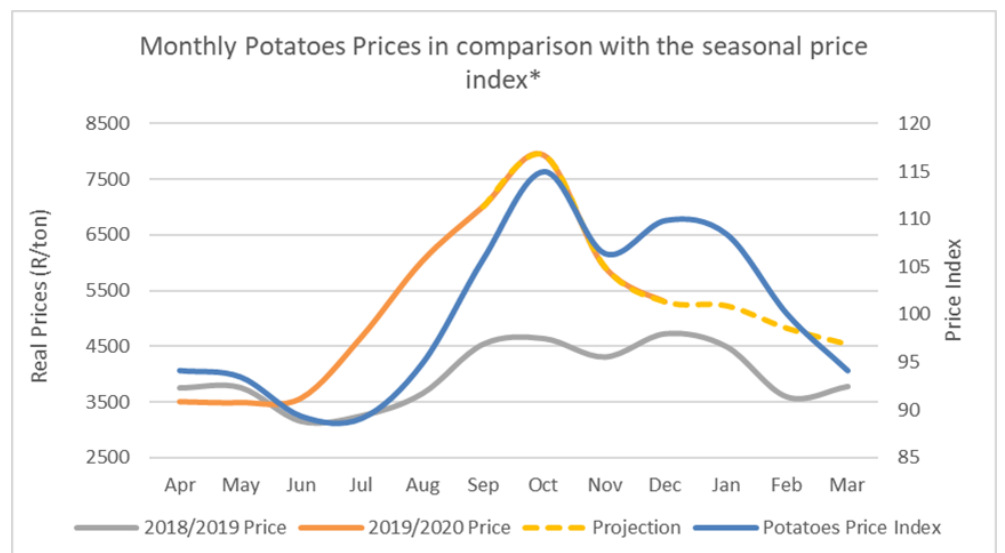
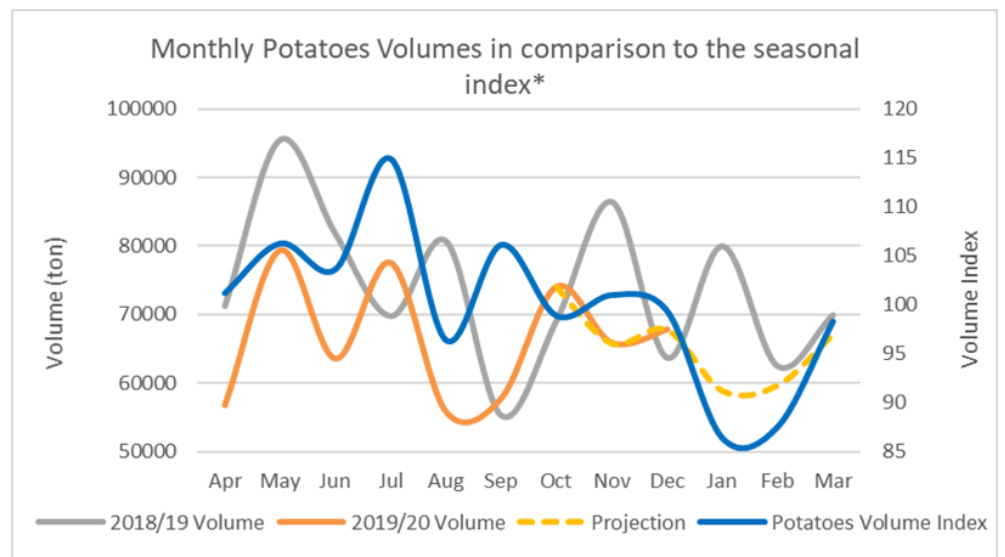
Week-on-week, the potato volume decreased by -1% this week against the 23.1% increase the previous week. Year-on-year, the volume decreased by -2.4% this week against the previous week's increase of 13.3%. The price week-on-week increased by 2% this week, compared with the previous week's decrease of -16.7%. The price year-on-year decreased by -23.8% this week and by -20.9% the previous week.

### Local Market

#### Weekly Potato Volumes and Prices

	Volume (ton)	Price (R/ton)
Week ending 29 January	17405	R3 202
w/w	-1,0%	2,0%
m/m	66,5%	-36,7%
y/y	-2,4%	-23,8%

### Outlook



\*Jan 2000 - Jan 2021

## Tomato: Market Trends

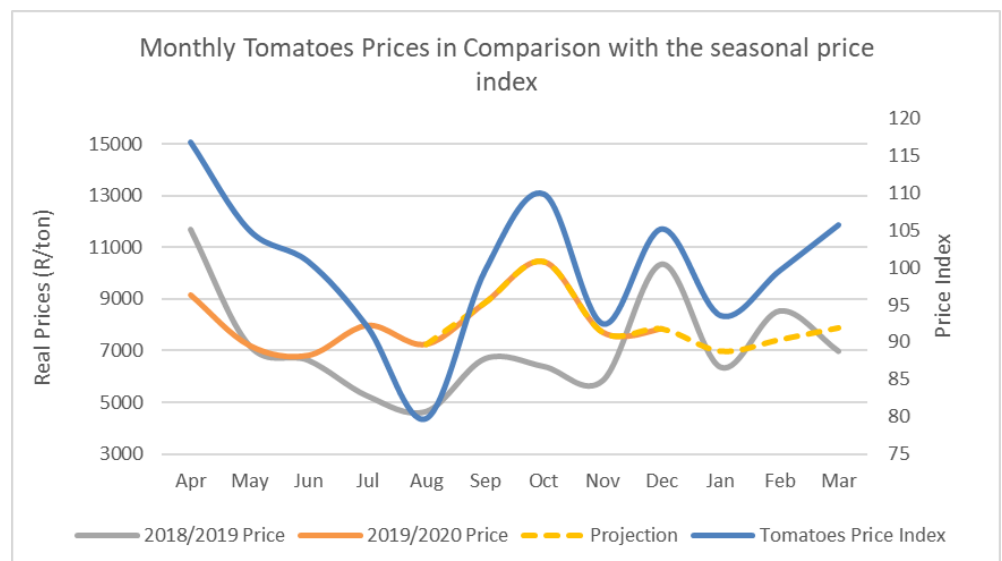
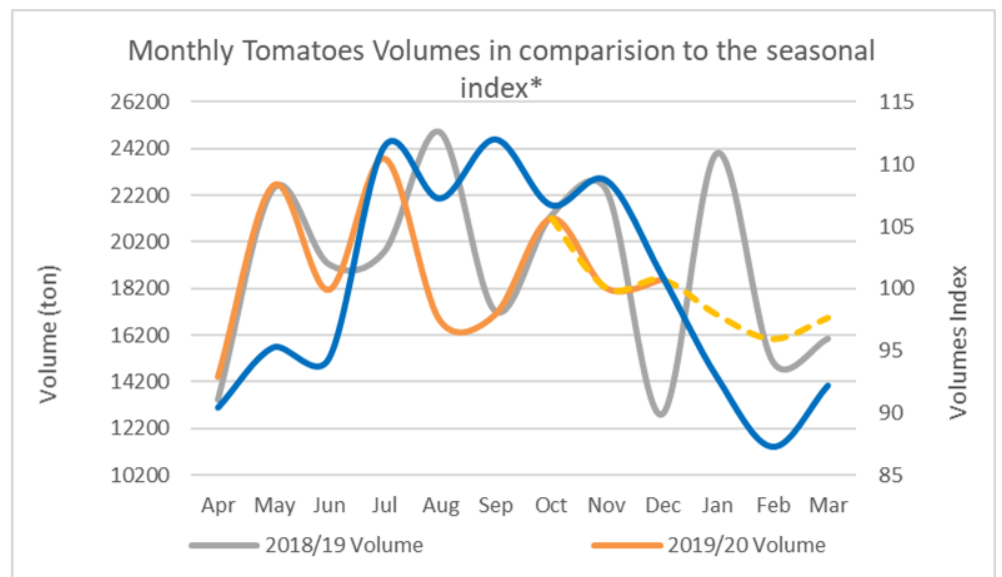
Week-on-week, tomato volumes declined by -20.1% this week against the previous week's increase of 26.1%. Year-on-year, the volume decreased by -3.5% this week, in comparison to the previous week's increase of 50.8%. The price week-on-week increased by 26.4% this week, compared with the previous week's decline of -16.8%. The price year-on-year decreased by -16.5% this week, against the previous week's decline of -42.8%.

### Local Market

#### Weekly Tomato Volumes and Prices

	Volume (ton)	Price (R/ton)
Week ending 29 January	4379	R5 917
w/w	-20,1%	26,4%
m/m	6,2%	11,8%
y/y	-3,5%	-16,5%

### Outlook



\*Jan 2000 - Jan 2021