



Fresh produce market trends

Retail Business Banking



Stronger demand in February seems to have replaced demand slump of early 2021

For cabbage and potatoes, the past week has exhibited increased volumes and prices for all the time frames considered in this report. This suggests that these products are finding renewed demand support, which can most probably be associated with the new month. This notion is also reflected in carrots, with a small w-o-w volume decrease resulting in large price increases. Large increases in onion volumes have shown a less than proportional drop in prices, which can also be considered a symptom of improved demand. Tomato volumes, in turn, have decreased slightly w-o-w, with more substantial drops when compared with volume levels during February 2020. Volumes and quality were affected by rains in Limpopo province. Western Cape tomato quality is better due to less rainfall this time of year. Some regions were not able to harvest potatoes due to the rain and lower temperatures.

Retail Business Banking
AgriBusiness
08 February 2021

Abrie Rautenbach
+27 11 350 3327
Abrie.Rautenbach@absa.africa

Olga de Freitas
+27 11 846 1569
Olga.defreitas@absa.co.za

<https://www.absa.co.za/business/sector-solutions/agribusiness/agri-smart-insights/>

Accessor

Fresh Produce Market Report

Cabbage: Market Trends

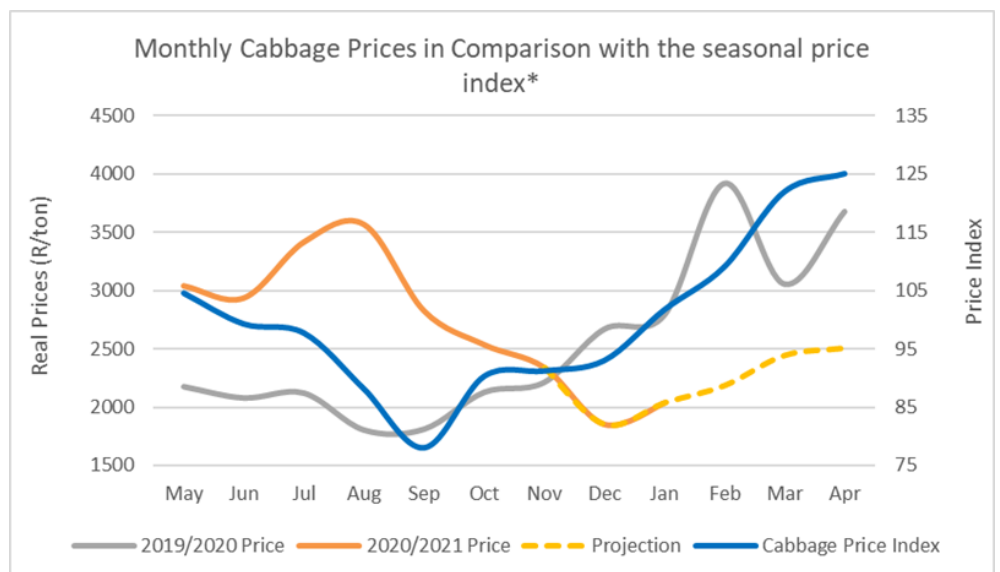
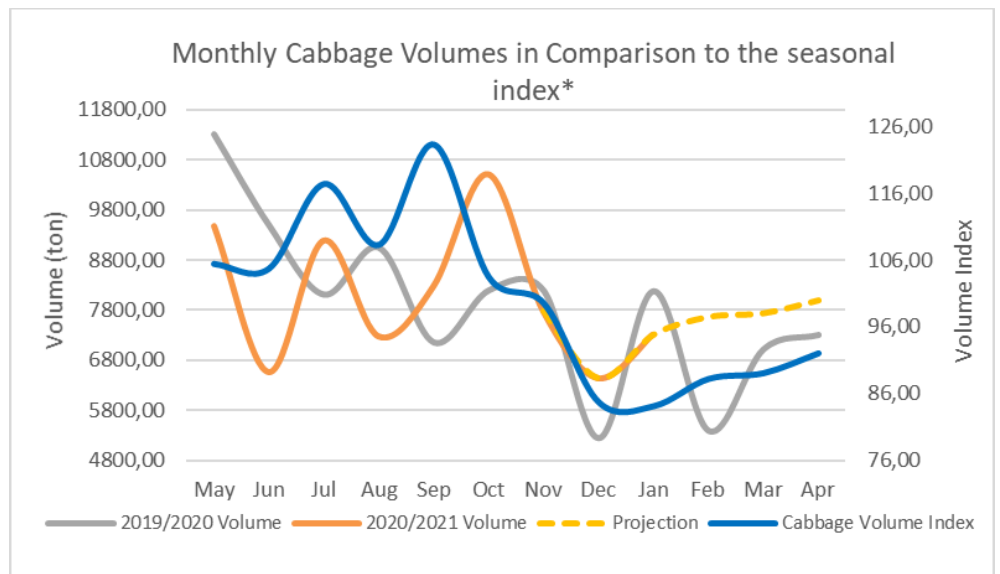
Cabbage volumes this week increased by 4.7% week-on-week, compared with the previous week's decline of -6.8%. The month-on-month volume has increased by 9.5% this week, in comparison to the previous week's higher increase of 40.6%. The price increased 3.6% week-on-week, compared with the previous week's price increase of 23%. Year-on-year, the price continued to decline, -36.1% compared with the previous week's decline of -29.2%.

Local Market

Weekly Cabbage Volumes and Prices

	Volume (ton)	Price (R/ton)
Week ending 05 February	1672	R2 353
w/w	4,7%	3,6%
m/m	9,5%	38,7%
y/y	16,7%	-36,1%

Outlook



*Jan 2000 - Jan 2021

Carrot: Market Trends

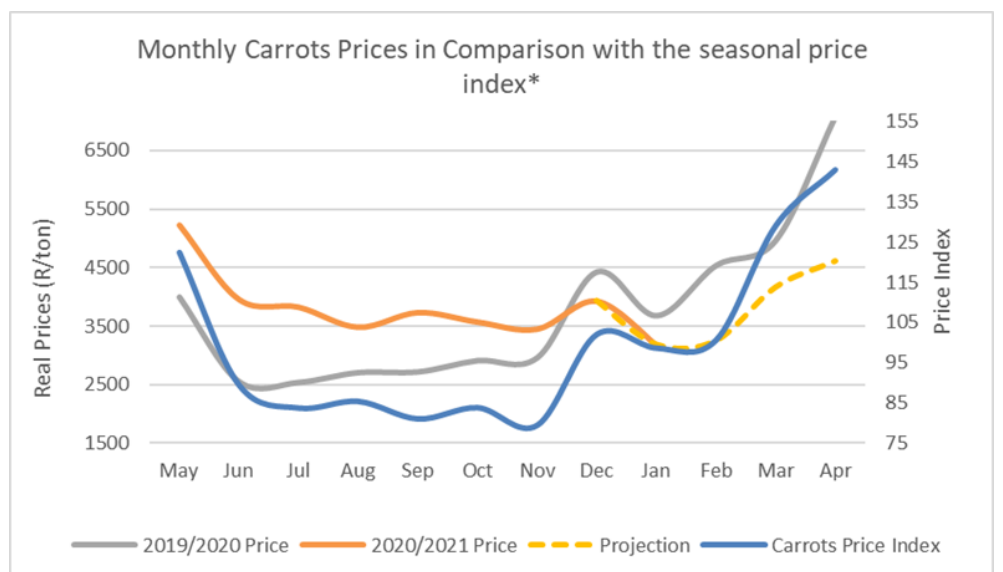
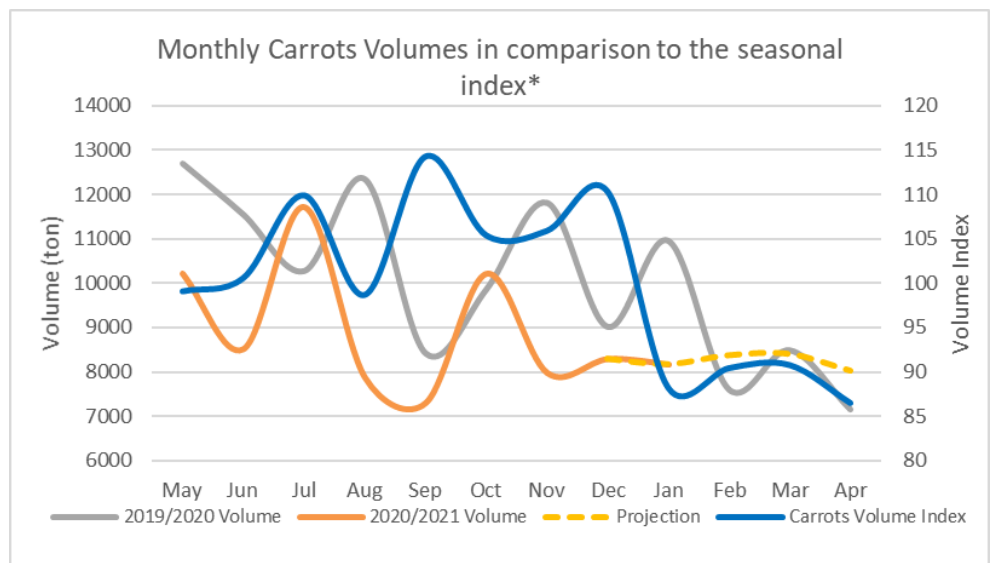
The volumes this week decreased slightly, by -0.3% week-on-week, compared with the previous week's increase of 10.8%. Year-on-year, this week's volume increased by 2.7%, in comparison to the previous week's decline of -24.4%. The price this week increased by 35.6% week-on-week, compared with last week's price increase of 26.9%. Month-on-month, the price this week increased by 4.3%, compared with the previous week's decrease of -39.4%.

Local Market

Weekly Carrot Volumes and Prices

	Volume (ton)	Price (R/ton)
Week ending 05 February	1907	R5 072
w/w	-0,3%	35,6%
m/m	35,0%	4,3%
y/y	2,7%	19,5%

Outlook



*Jan 2000 - Jan 2021

Onion: Market Trends

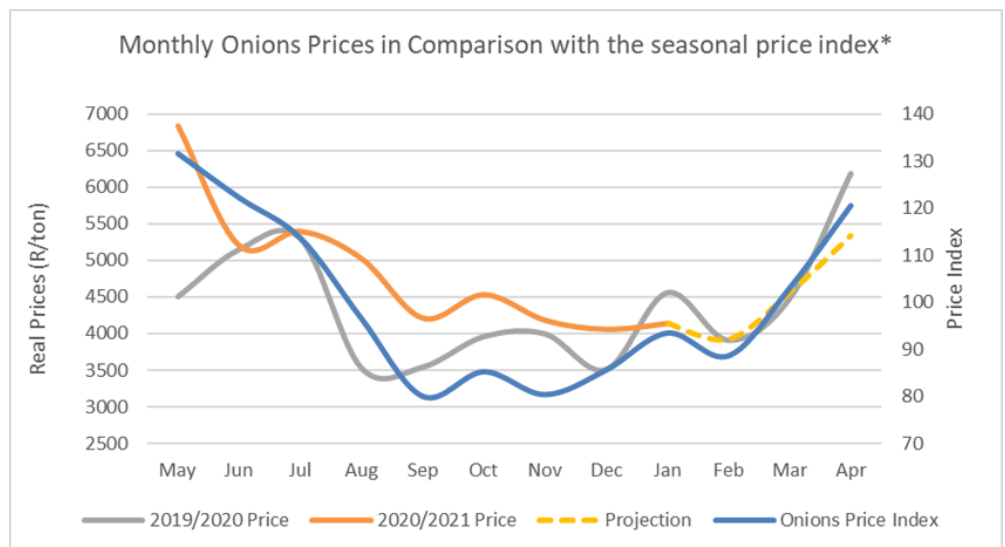
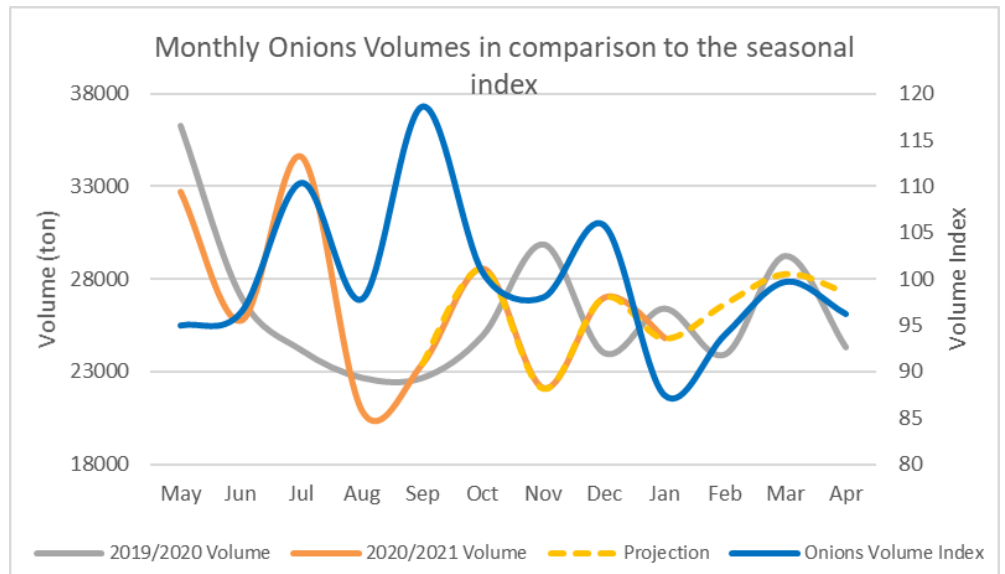
Onion volumes this week increased by 27.7% week-on-week, compared with the previous week's increase of 5.1%. Month-on-month, volumes increased 63% this week, in comparison to the previous week's increase of 74.3%. The price decreased by -5.9% week-on-week, compared with the previous week's decrease of -2.9%. Month-on-month, the price this week decreased by -11.9% against a decline of -1.9% in the previous week.

Local Market

Weekly Onion Volumes and Prices

	Volume (ton)	Price (f/ton)
Week ending 05 February	8393	R3 587
w/w	27,7%	-5,9%
m/m	63,0%	-11,9%
y/y	29,8%	-7,3%

Outlook



*Jan 2000 - Jan 2021

Potato: Market Trends

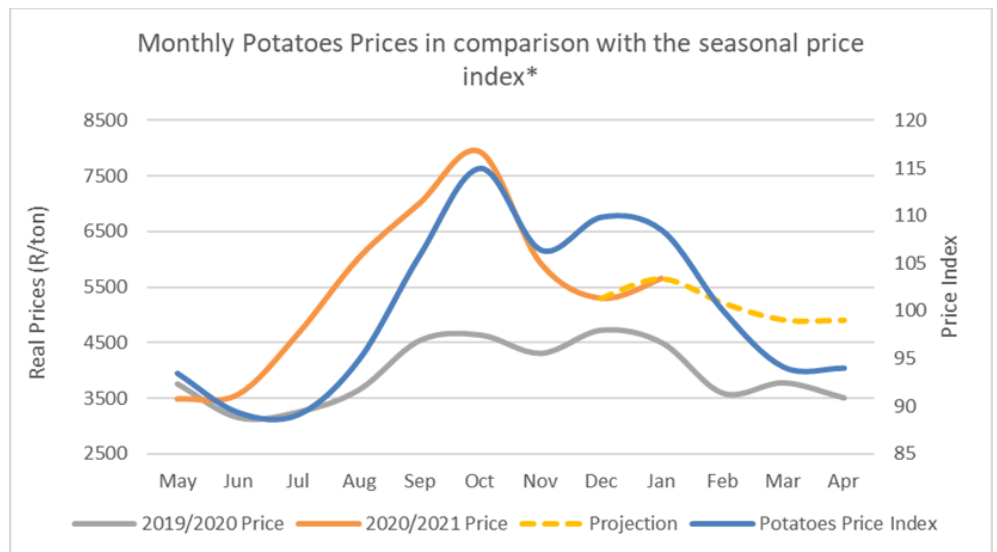
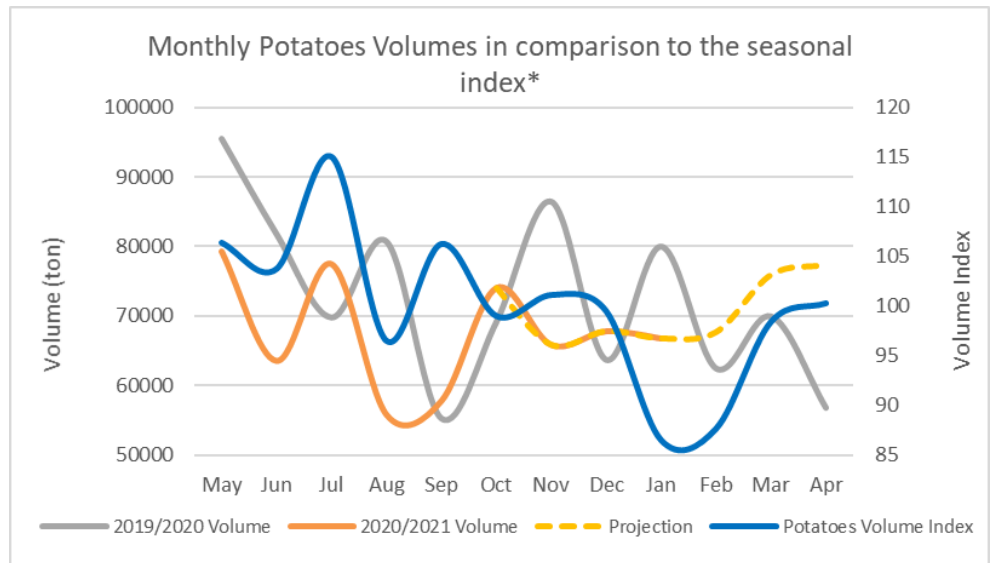
Week-on-week, potato volumes increased by 4.1%, compared with the previous week's decline of -1%. Month-on-month, volumes this increased by 7.2% this week, against the previous week's increase of 66.5%. Week-on-week, the price increased by 36.1% this week, in comparison to the 2% increase the previous week. Month-on-month, prices increased by 4.3% this week, against the previous week's decline of -36.7%.

Local Market

Weekly Potato Volumes and Prices

	Volume (ton)	Price (R/ton)
Week ending 05 February	18120	R4 358
w/w	4,1%	36,1%
m/m	7,2%	4,3%
y/y	10,1%	14,6%

Outlook



*Jan 2000 - Jan 2021

Tomato: Market Trends

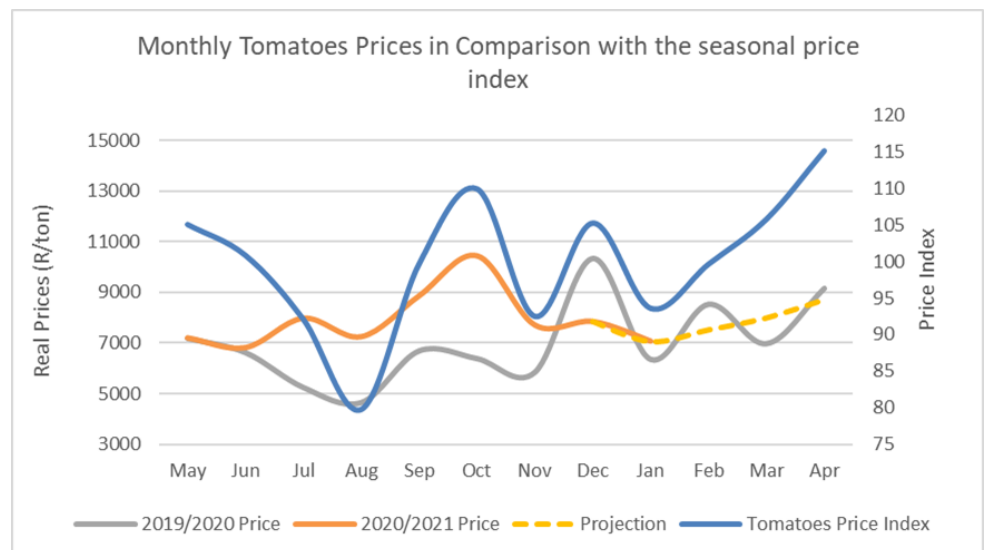
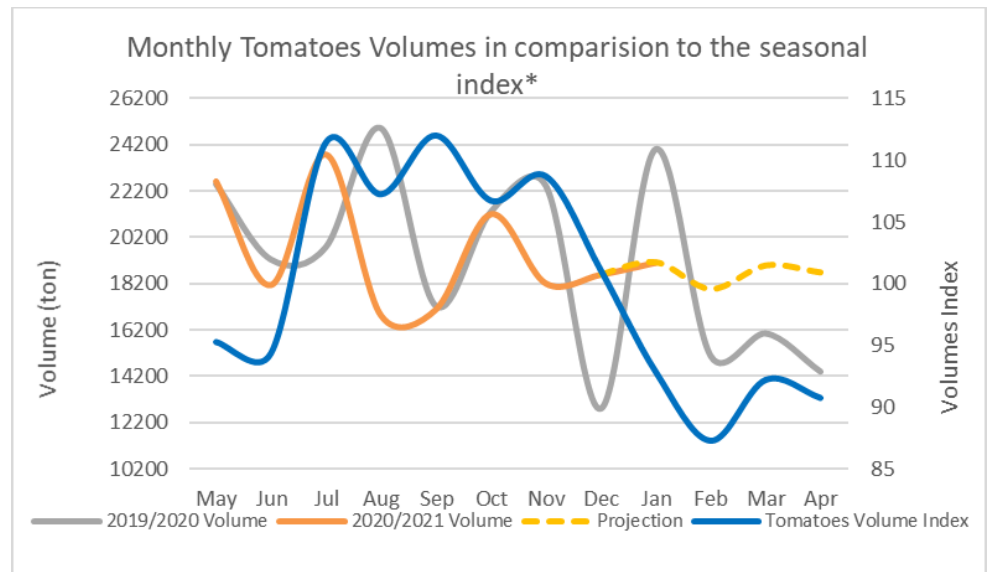
Tomato volumes have decreased by -5% this week, in comparison to the previous week's decrease of -20.1%. Month-on-month, volumes decreased by -17.4% this week, compared with the previous week's increase of 6.2%. The price increased by 29% week-on-week, in comparison to the previous week's increase of 26.4%. Month-on-month, the price saw a significant increase of 78.8%, against the previous week's increase of 11.8%.

Local Market

Weekly Tomato Volumes and Prices

	Volume (ton)	Price (R/ton)
Week ending 05 February	4159	R7 632
w/w	-5,0%	29,0%
m/m	-17,4%	78,8%
y/y	22,5%	-23,7%

Outlook



*Jan 2000 - Jan 2021