



Fresh produce market trends

Retail Business Banking



Continuous wet weather affecting quality

The tomato market was strong, although demand slowed slightly due to lower mid-month demand. Volumes have been average, but with rains slowing, increased volumes are expected to reach the market next week. The week-on-week decreases in both potato and onion prices point to quality issues due to excess rains over the last two weeks. Demand for potatoes has been average as consumers may have held back purchases due to poorer quality and mid-month demand pressures. In the case of onions, quality issues have been reported in produce from the Northern Cape, whereas Western Cape quality remains high. Market stakeholders are reporting a slight improvement in demand after a difficult January, but levels remain lower than in the corresponding periods in earlier years, likely due to pressures on consumer income and rains, which affect demand from the informal sector.

Retail Business Banking
AgriBusiness
15 February 2021

Abrie Rautenbach
+27 11 350 3327
Abrie.Rautenbach@absa.africa

Olga de Freitas
+27 11 846 1569
Olga.defreitas@absa.co.za

<https://www.absa.co.za/business/sector-solutions/agribusiness/agri-smart-insights/>

Accessor

Fresh Produce Market Report

Cabbage: Market Trends

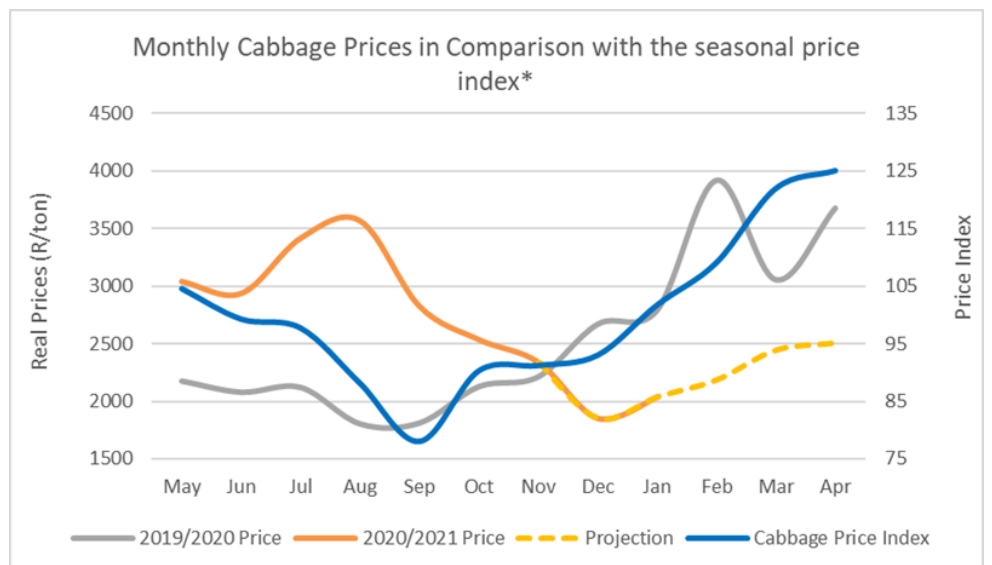
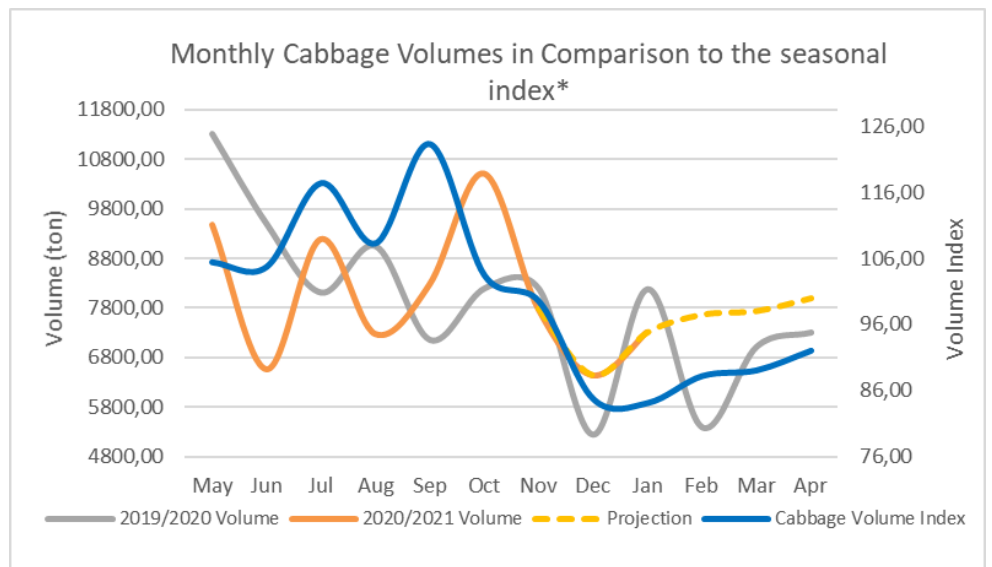
This week's volumes increased by 16,8% compared with the previous week's increase of 4,7%. This week's year-on-year volume increased by a strong 84,2%, against previous week's 16,7%. The price this week increased slightly by 0,9%, after previous week's increase of 3,6%. This week's price year-on-year decreased by 42,7%, compared with the previous week's decrease of 36,1%.

Local Market

Weekly Cabbage Volumes and Prices

	Volume (ton)	Price (R/ton)
Week ending 12 February	1953	R2 374
w/w	16,8%	0,9%
m/m	27,2%	47,4%
y/y	84,2%	-42,7%

Outlook



*Jan 2000 - Jan 2021

Carrot: Market Trends

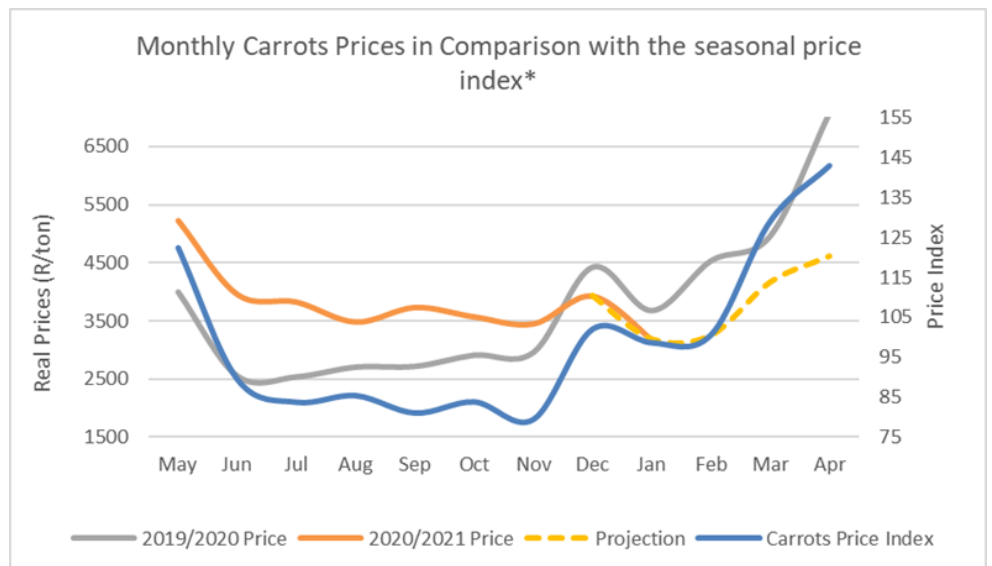
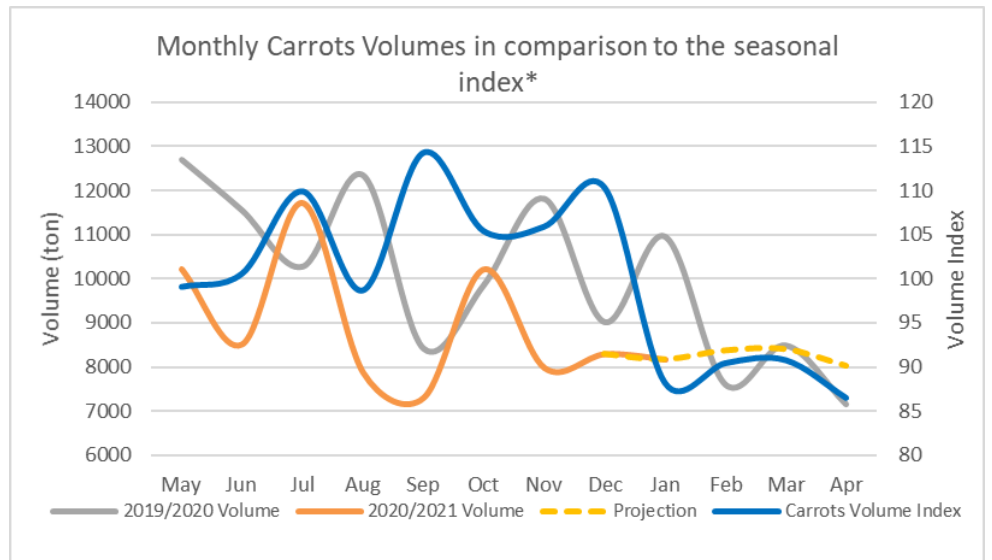
Week-on-week carrot volumes decreased by 24,1%, compared with the previous week's -0,3%. The volume year-on-year decreased this week by 12,8%, versus the previous week's increase of 2,7%. The price this week increased very slightly by 1%, against a strong price increase of 35,6% in the previous week. The pace of this week's year-on-year price increase slowed to 2,3% from the previous week's 19,5%.

Local Market

Weekly Carrot Volumes and Prices

	Volume (ton)	Price (R/ton)
Week ending 12 February	1448	R5 125
w/w	-24,1%	1,0%
m/m	-17,5%	51,0%
y/y	-12,8%	2,3%

Outlook



*Jan 2000 - Jan 2021

Onion: Market Trends

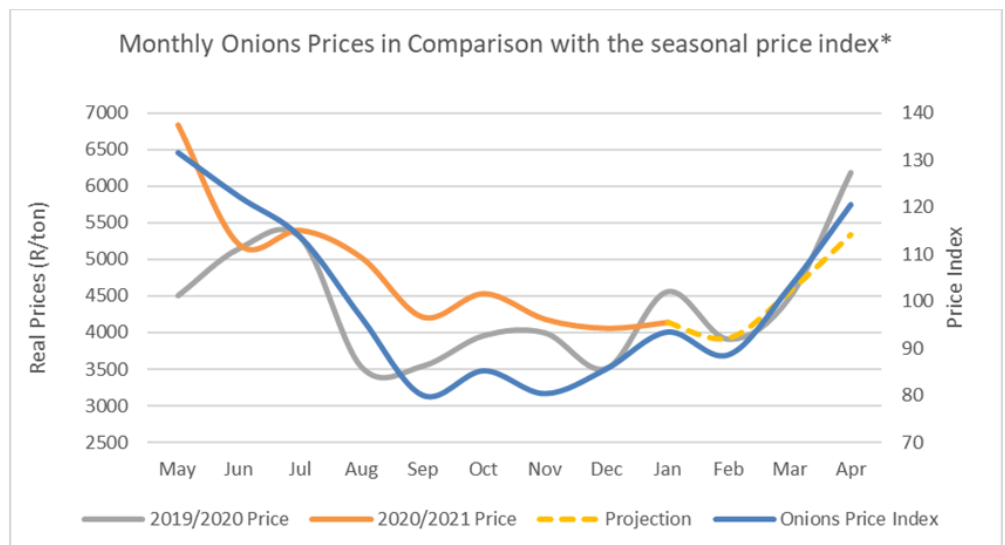
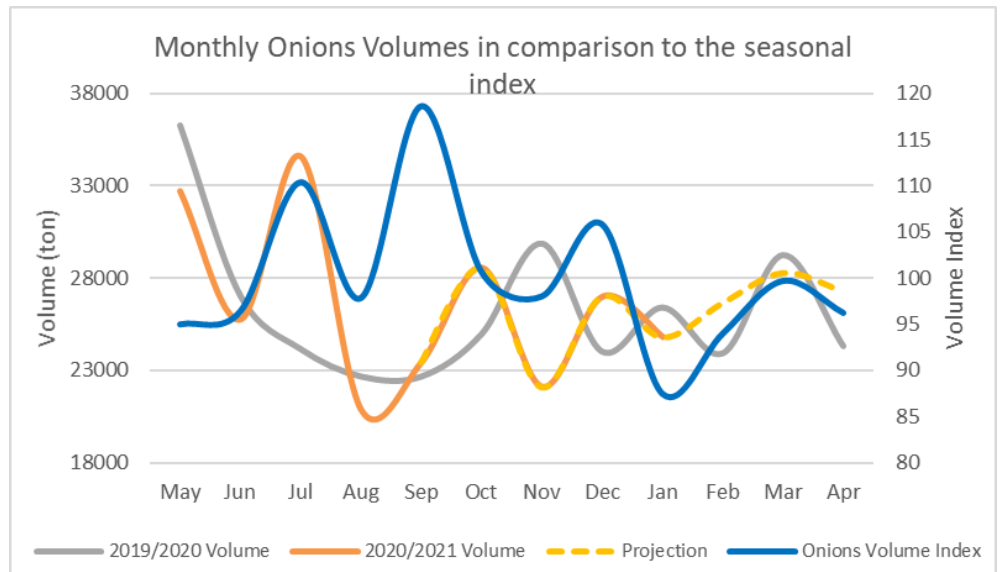
The onion volume this week decreased by 29%, compared with the previous week's week-on-week increase of 27,7%. The year-on-year volume this week increased by 21,6%, slightly lower than the previous week with 29,8%. The price this week decreased by 5,1%, after a 5,9% decrease in the previous week. The year-on-year price decreased by 11,6% this week, after falling by 7,3% in the previous week.

Local Market

Weekly Onion Volumes and Prices

	Volume (ton)	Price (/ton)
Week ending 12 February	5959	R3 404
w/w	-29,0%	-5,1%
m/m	17,1%	-17,4%
y/y	21,6%	-11,6%

Outlook



*Jan 2000 - Jan 2021

Potato: Market Trends

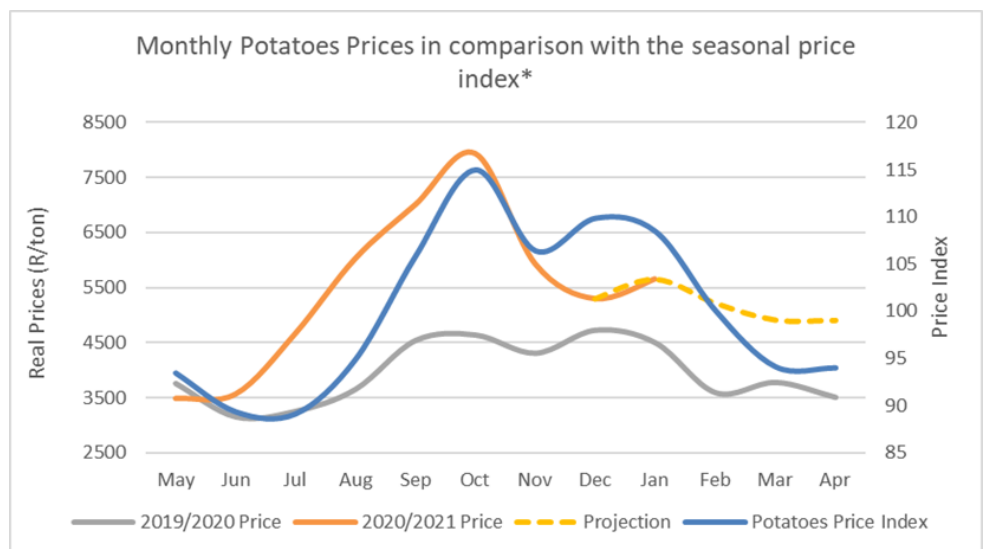
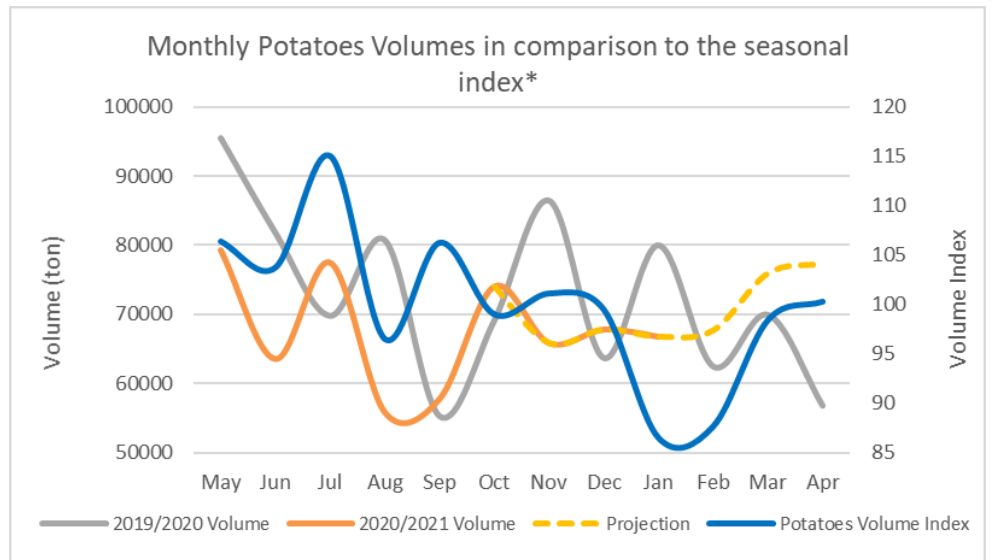
The potato volumes decreased this week by 6,3%, compared with the previous week's increase of 4,1%. The year-on-year volume increased this week by 30,3%, after rising 10,1% in the previous week. The price week-on-week decreased by 9,5% this week, whereas it increased 36,1% in the previous week. The year-on-year price this week increased by 8,8%, after rising 14,6% in the previous week.

Local Market

Weekly Potato Volumes and Prices

	Volume (ton)	Price (R/ton)
Week ending 12 February	16983	R3 943
w/w	-6,3%	-9,5%
m/m	18,9%	4,6%
y/y	30,3%	8,8%

Outlook



*Jan 2000 - Jan 2021

Tomato: Market Trends

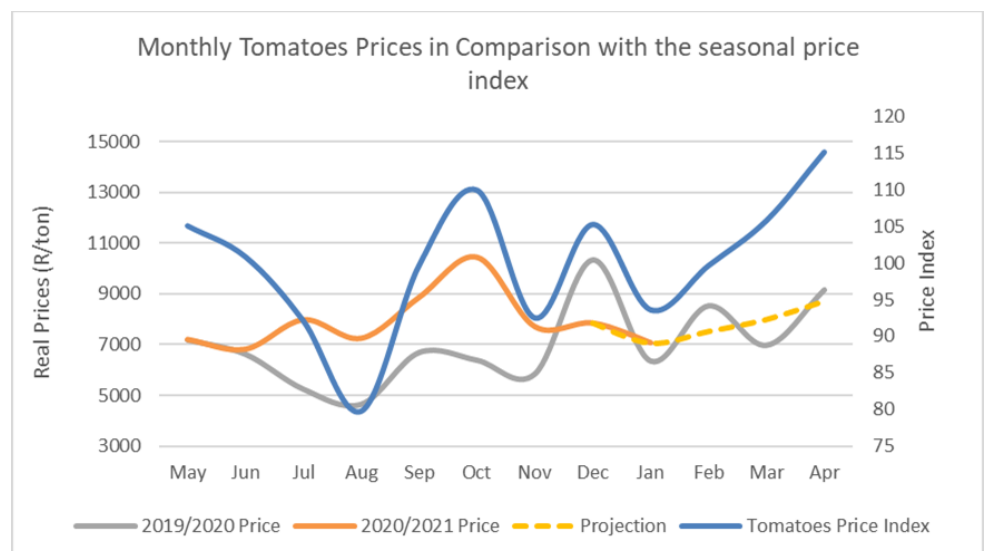
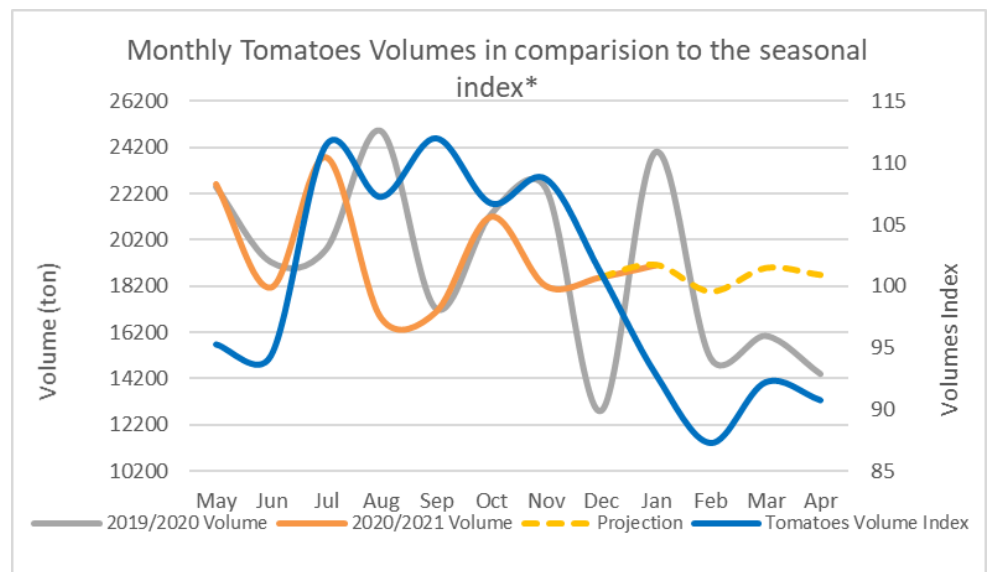
The tomato volume decreased this week by 17,4%, compared with the previous week's slightly lower decrease of 5%. The year-on-year volume decreased this week by 4,5%, against the previous week's increase of 22,5%. The price week-on-week increased by 29,7% this week, similar to the previous week's 29% increase. This week's year-on-year price increased by 8,9%, as against the previous week's decrease of 23,7%.

Local Market

Weekly Tomato Volumes and Prices

	Volume (ton)	Price (R/ton)
Week ending 12 February	3435	R9 898
w/w	-17,4%	29,7%
m/m	-21,0%	76,0%
y/y	-4,5%	8,9%

Outlook



*Jan 2000 - Jan 2021