



# Fresh produce market trends

Retail Business Banking



## Weather still plaguing harvests

As a result of recent wet weather, potato and onion quality and shelf life were compromised. Volumes were, however, still strong (12.8% higher year on year). This had an adverse effect on demand and price. High volumes created stock with a short shelf life, which drove prices down. Better quality fresh produce is expected in the next few weeks. Carrot quality is also poor due to the wet weather, resulting in lower volumes. Demand has not been strong in the last couple of weeks. This continues to reflect the tighter current economic situation. Carrot volumes are expected to be lower next month due to reduced demand from the North West and prices are expected to increase.

Retail and Business Banking  
AgriBusiness  
22 February 2021

**Abrie Rautenbach**  
+27 11 350 3327  
Abrie.Rautenbach@absa.africa

**Olga de Freitas**  
+27 11 846 1569  
Olga.defreitas@absa.co.za

<https://www.absa.co.za/business/sector-solutions/agribusiness/agri-smart-insights/>

Accessor

## Fresh produce market report

### Cabbage: Market trends

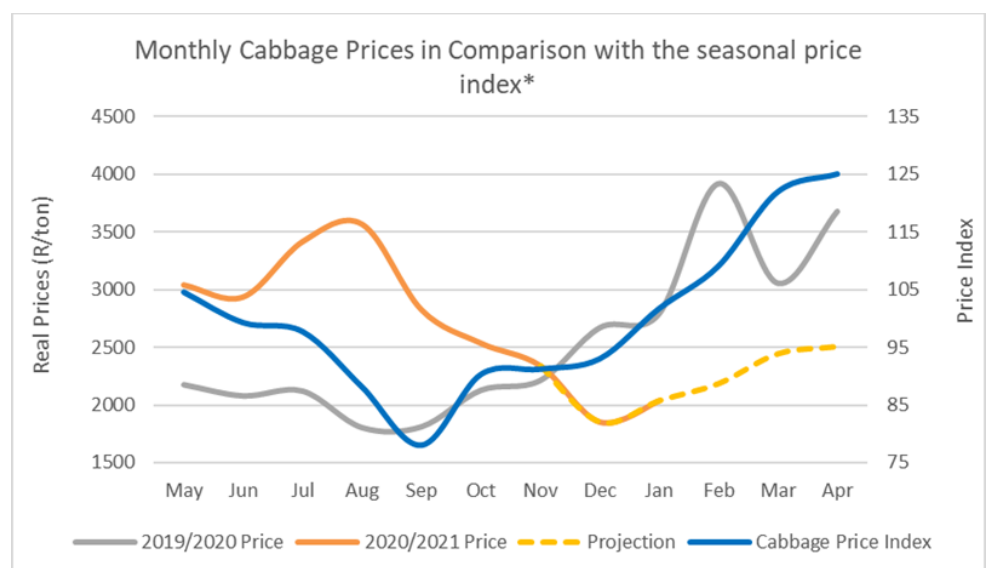
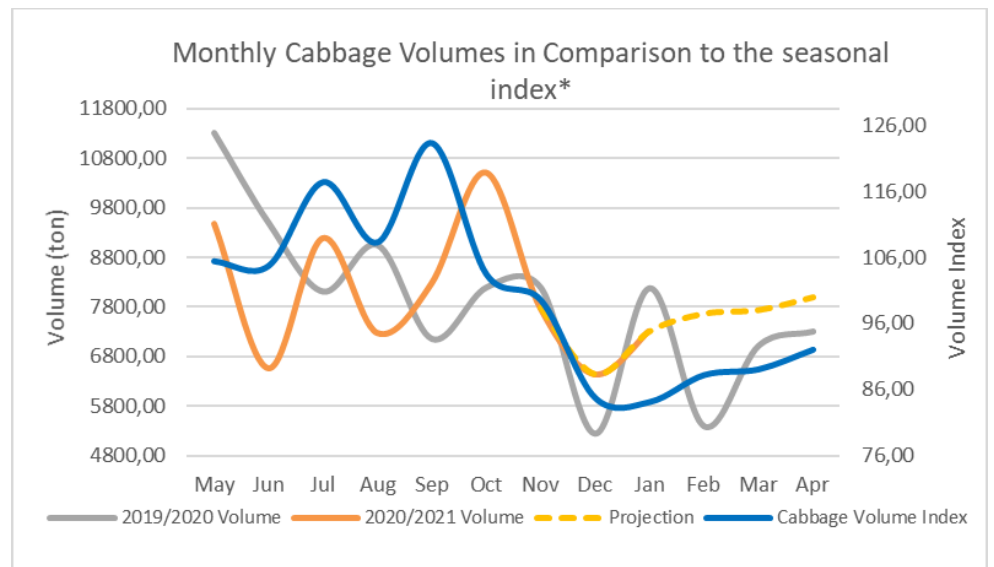
This week's week-on-week volume decreased by 9.2%, compared to the previous week's increase of 16.8%. The month-on-month volume increased slightly by 3.5% this week, in comparison with the previous week's higher increase of 27.2%. The price decreased by 5.1% this week, compared to the previous week-on-week increase of 0.9%. The month-on-month price increased by 22.0% this week, in comparison with the previous week's higher increase of 47.4%.

#### Local market

##### Weekly cabbage volumes and prices

	Volume (ton)	Price (R/ton)
Week ended 19 February	1 772	R2 252
w/w	-9.2%	-5.1%
m/m	3.5%	22.0%
y/y	27.8%	-39.8%

#### Outlook



\*Jan 2000 to Jan 2021

## Carrot: Market trends

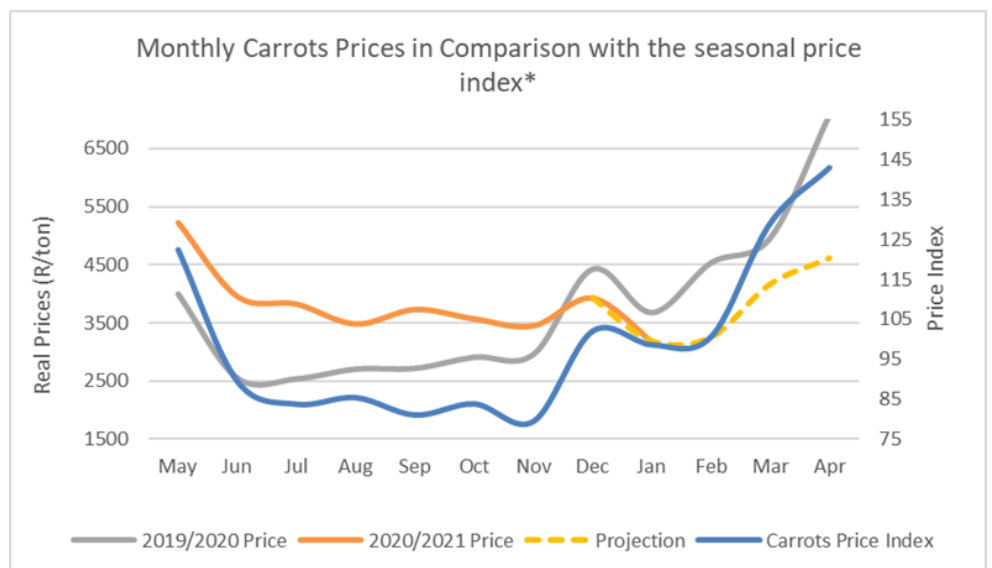
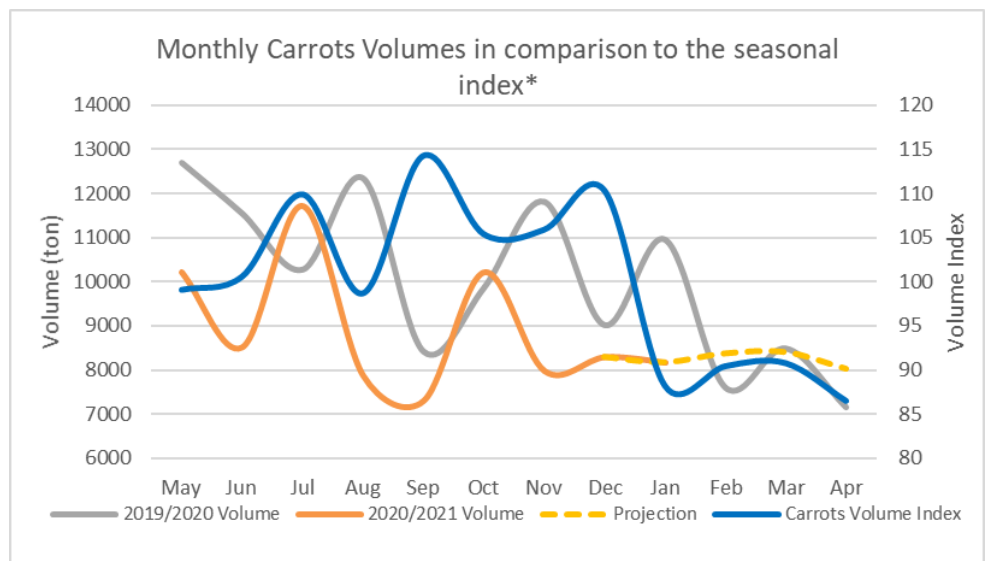
Carrot volumes decreased slightly by 2.7% week on week, compared to the previous week's higher decrease of 24.1%. The month-on-month volumes decreased by 18.3% this week, in comparison with the previous week's 17.5%. The price decreased by 24.3% week on week, compared to the previous week's slight increase of 1%. The month-on-month price increased by 31.7% this week against a higher increase of 51% the previous week.

### Local market

#### Weekly carrot volumes and prices

	Volume (ton)	Price (R/ton)
Week ended 19 February	1 409	R3 880
w/w	-2.7%	-24.3%
m/m	-18.3%	31.7%
y/y	-23.5%	-12.1%

### Outlook



\*Jan 2000 to Jan 2021

## Onion: Market trends

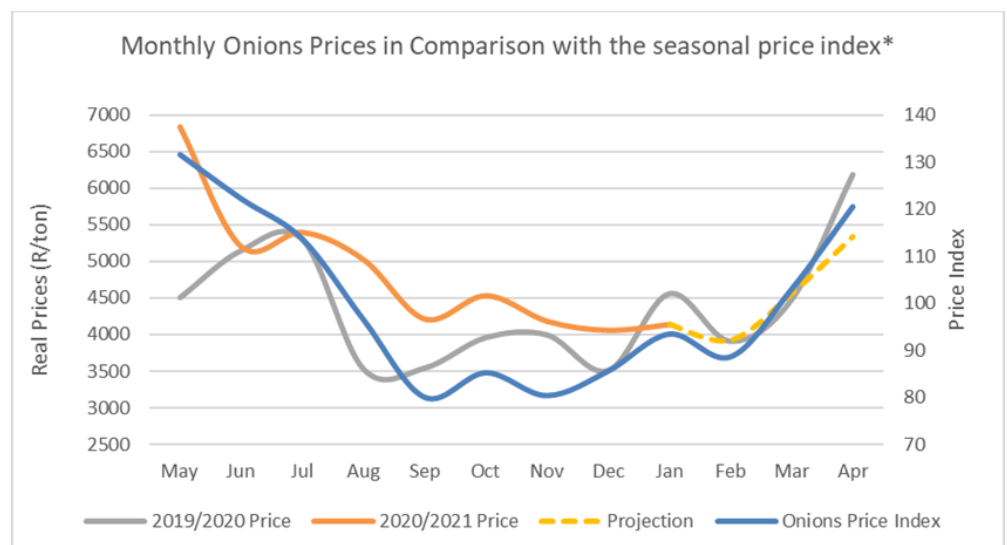
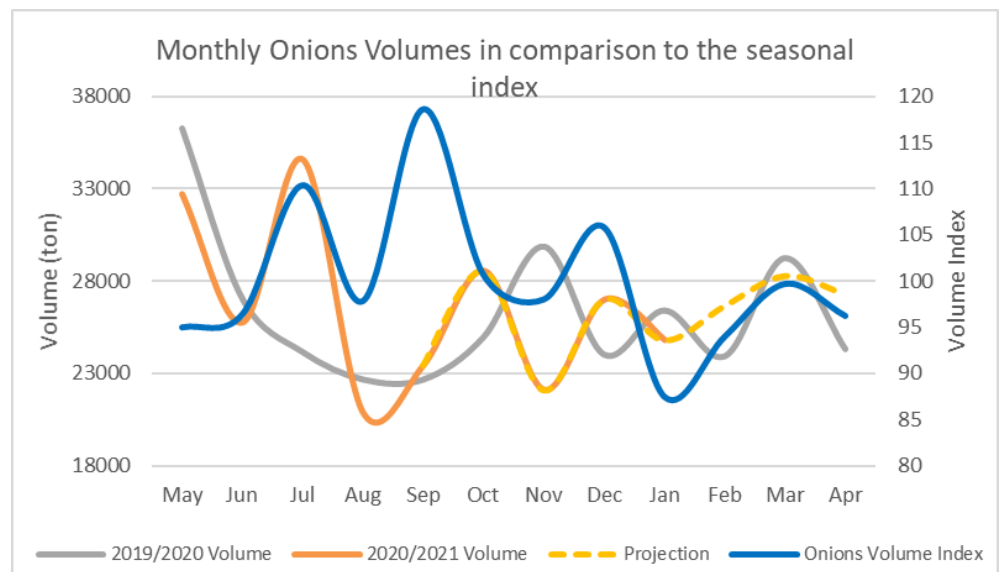
Onion volumes decreased by 5.8% this week, compared to the previous week-on-week volume of -29%. This week's month-on-month volume decreased by 10.2%, in comparison with the previous week's increase of 17.1%. The price decreased by 9% week on week, compared to the previous week's decrease of 5.1%. The month-on-month price decreased by 21.1% this week and by 17.4% the previous week.

### Local market

#### Weekly onion volumes and prices

	Volume (ton)	Price (/ton)
Week ended 19 February	5 612	R3 098
w/w	-5.8%	-9.0%
m/m	-10.2%	-21.1%
y/y	-3.2%	-14.7%

### Outlook



\*Jan 2000 to Jan 2021

## Potato: Market trends

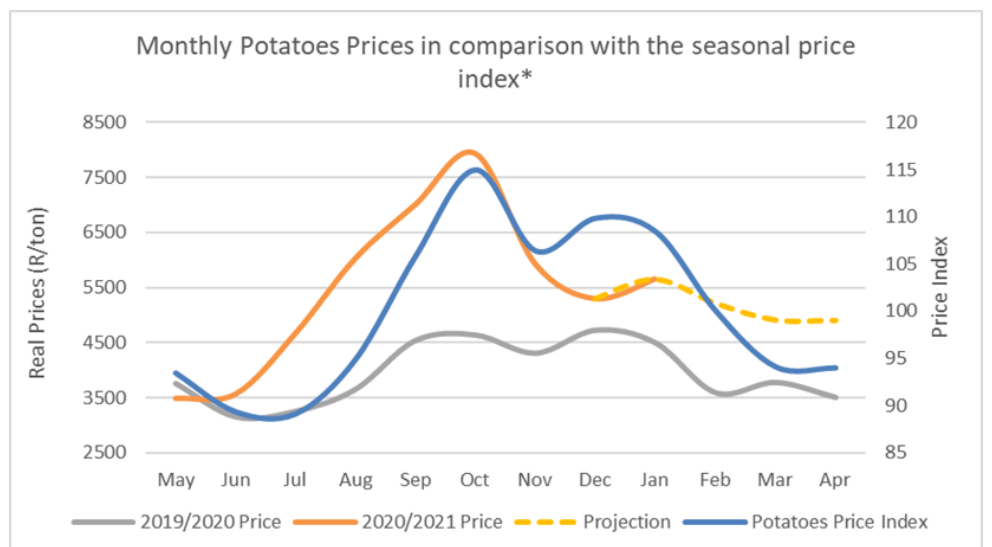
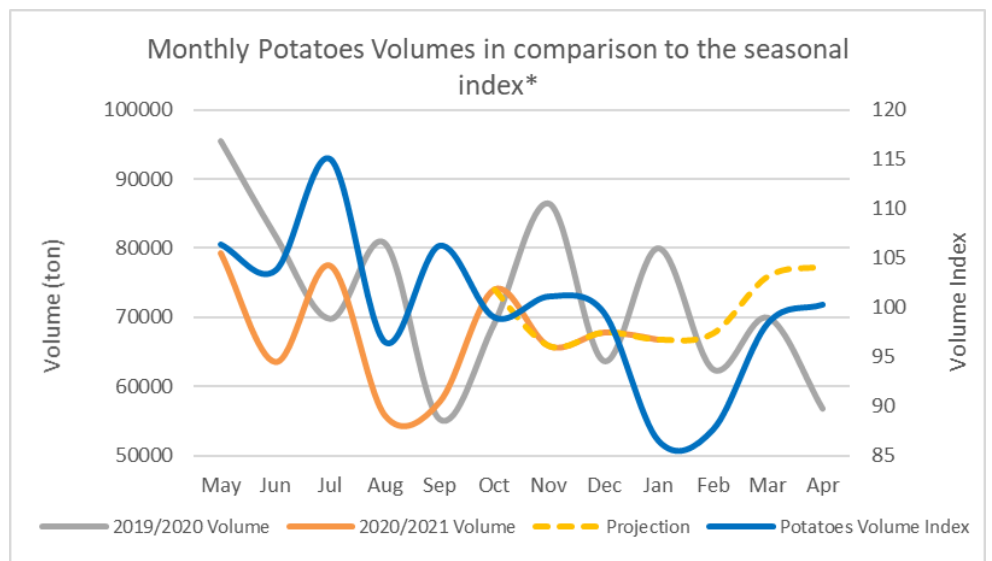
Potato volumes increased slightly by 1.1% this week against the previous week's decrease of 6.3%. The month-on-month volume decreased by 2.4% this week against the previous week's increase of 18.9%. The week-on-week price decreased by 22.6% this week, compared to the previous week's decrease of 9.5%. This week's month-on-month price decreased slightly by 2.8% against the previous week's increase of 4.6%.

### Local market

#### Weekly potato volumes and prices

	Volume (ton)	Price (R/ton)
Week ended 19 February	17 164	R3 051
w/w	1.1%	-22.6%
m/m	-2.4%	-2.8%
y/y	12.8%	-5.8%

### Outlook



\*Jan 2000 to Jan 2021

## Tomato: Market trends

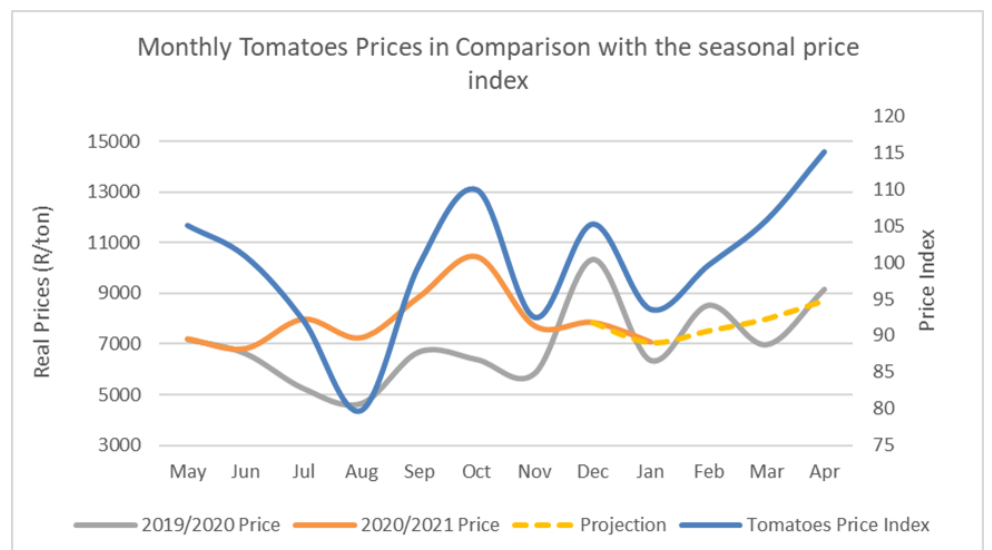
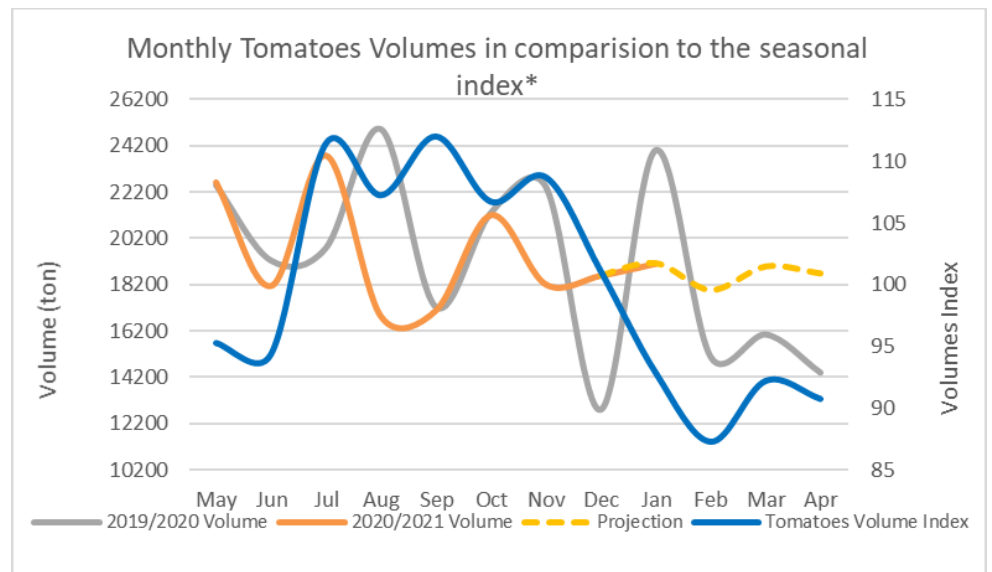
Tomato volumes increased by 11.4% week on week against the previous week's decrease of 17.4%. The month-on-month volume decreased by 30.2% this week, compared to the previous week's decrease of 21%. The week-on-week price decreased slightly by 2.8%, compared to a stronger increase of 29.7% the previous week. The month-on-month price saw an exceptionally high increase of 105.4% this week, in comparison with the previous week's increase of 76%.

### Local market

#### Weekly tomato volumes and prices

	Volume (ton)	Price (R/ton)
Week ended 19 February	3 828	R9 618
w/w	11.4%	-2.8%
m/m	-30.2%	105.4%
y/y	-8.1%	44.6%

### Outlook



\*Jan 2000 to Jan 2021