



Fresh produce market trends

Retail Business Banking



Increased consumer demand expected with upcoming holidays

Onion prices are firm, with the Northern Cape wrapping up production for the season. The Western Cape, in turn, is now supplying onions of extremely good quality, but volumes are low. Volumes are lower due to logistic cost limitations. Potato prices are under pressure due to bad quality, resulting from the wet weather and heat. This is especially the case for potatoes from the Eastern Free State. Prices are currently below R30 per bag of potatoes. The overall sentiment is that demand is expected to increase due to the upcoming long weekend and Easter holidays.

Retail and Business Banking
AgriBusiness
15 March 2021

Abrie Rautenbach
+27 11 350 3327
Abrie.Rautenbach@absa.africa

Olga de Freitas
+27 11 846 1569
Olga.defreitas@absa.co.za

<https://www.absa.co.za/business/sector-solutions/agribusiness/agri-smart-insights/>

Accessor

Fresh Produce Market Report

Cabbage: Market trends

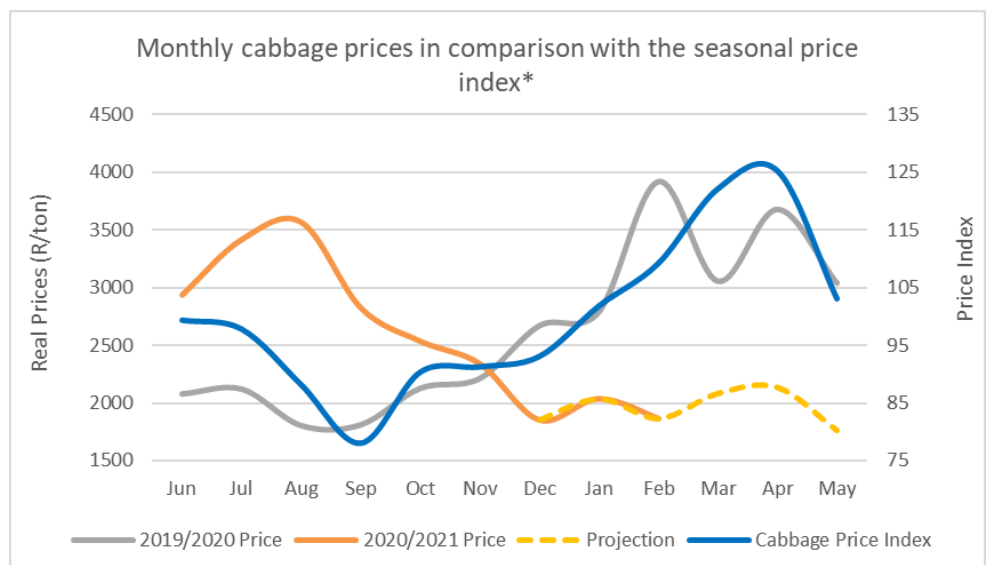
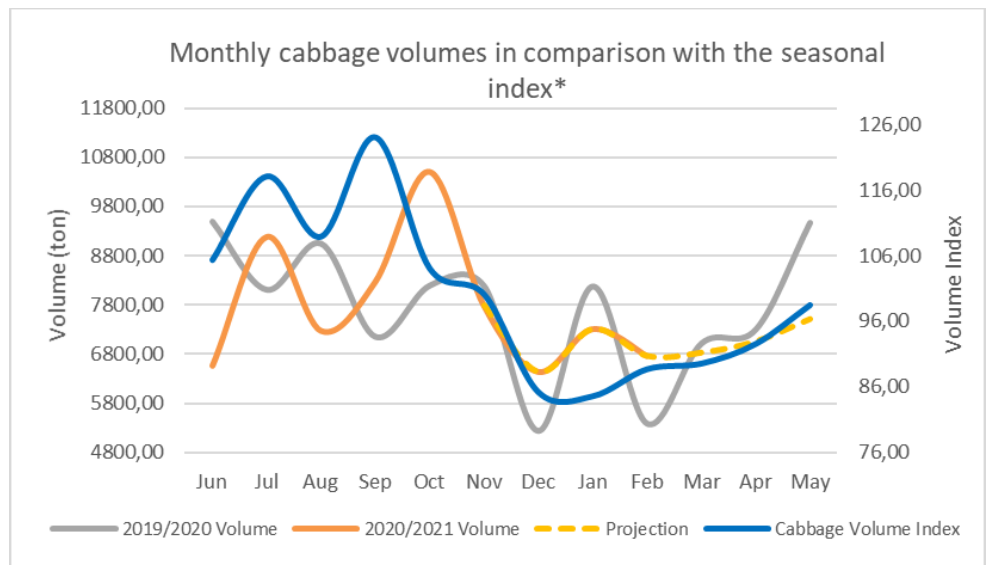
Cabbage volumes dropped slightly by -2.8% this week, compared to the previous week's increase of 7.1%. The month-on-month volume decreased by -18.1% this week in comparison with a lower decrease of -1.6% the previous week. Prices decreased by -2.1% this week, against a strong increase of 33.9% the previous week. The month-on-month price increased strongly by 43.4% this week, compared to the previous week's increase of 47.7%.

Local market

Weekly cabbage volumes and prices

	Volume (ton)	Price (R/ton)
Week ended 12 March	1 599	R3 403
w/w	-2.8%	-2.1%
m/m	-18.1%	43.4%
y/y	-5.9%	16.8%

Outlook



*Jan 2000 - Jan 2021

Carrot: Market trends

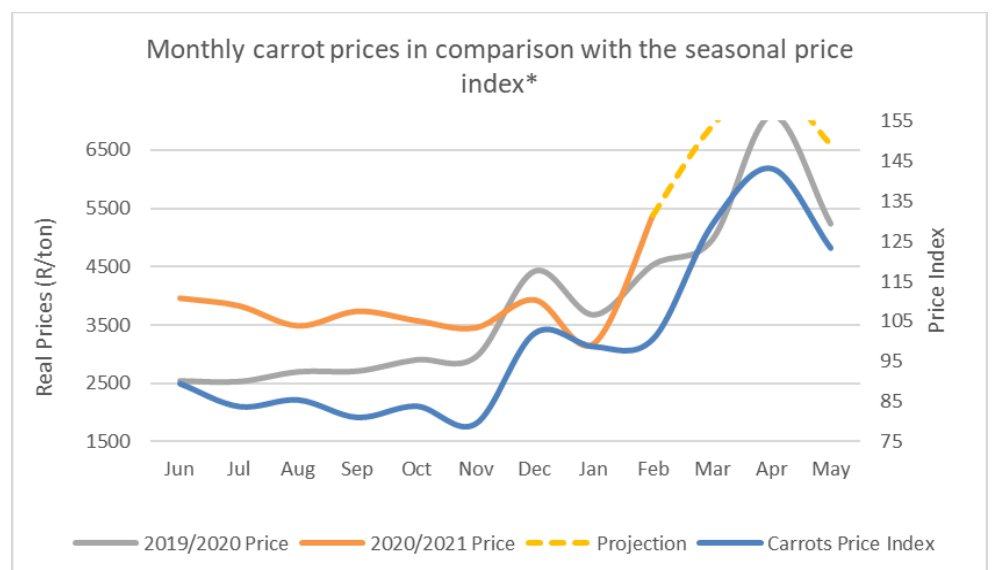
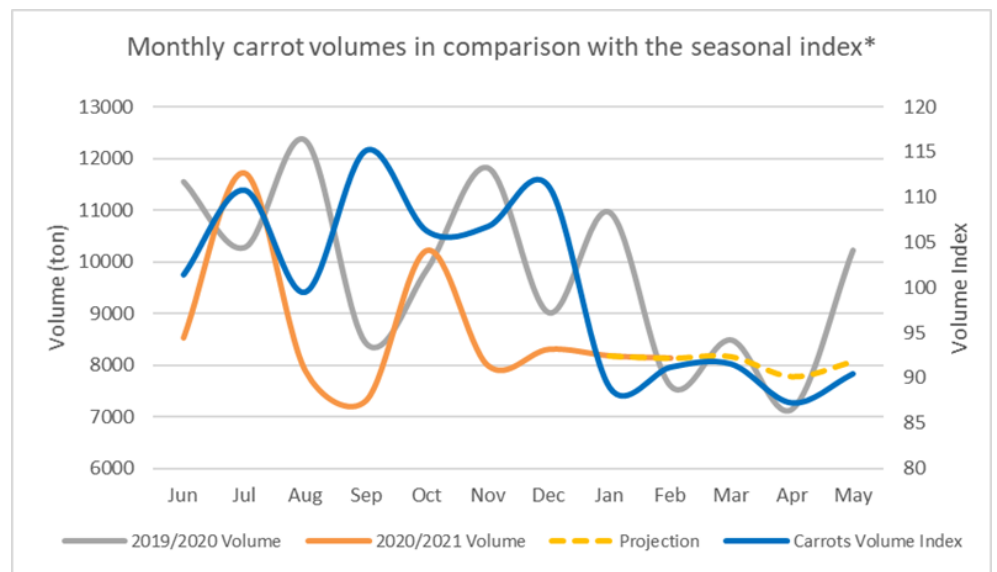
Carrot volumes dropped significantly by -29.1% this week in comparison with the previous week's lower decrease of -1.1%. This week's month-on-month volume decreased by -10.1%, compared to the previous week's -3.7%. Prices increased by 9.3% this week, compared to a very strong increase of 55.9% the previous week. The month-on-month price increased by 29.9% this week in comparison with the previous week's increase of 20.1%

Local market

Weekly carrot volumes and prices

	Volume (ton)	Price (R/ton)
Week ended 12 March	1 301	R6 658
w/w	-29,1%	9,3%
m/m	-10,1%	29,9%
y/y	-30,1%	34,7%

Outlook



Please change carrots to carrot

*Jan 2000 - Jan 2021

Onion: Market trends

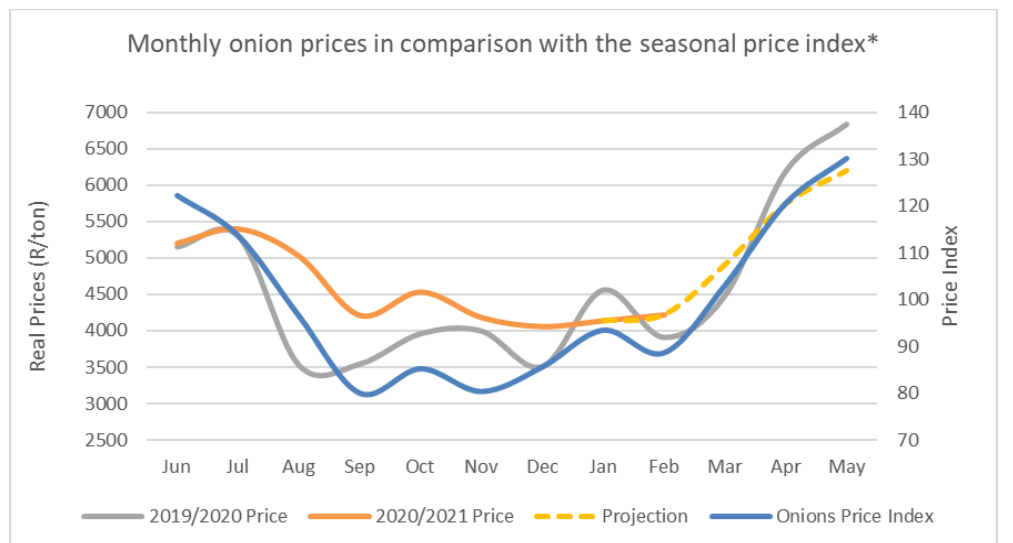
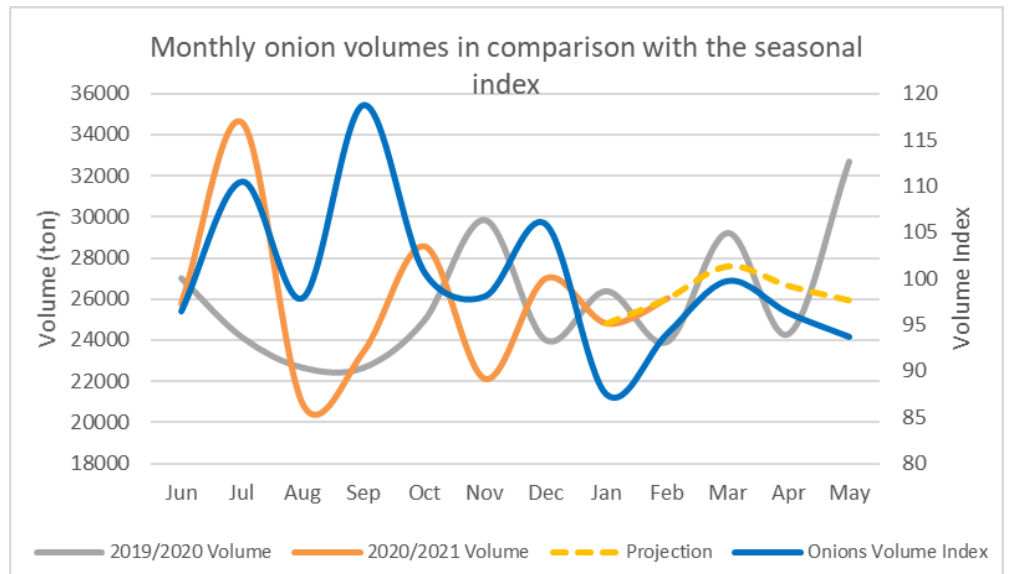
This week's onion volumes dropped by -29.4% compared to the previous week's increase of 27.7%. The month-on-month volume moved slightly sideways this week, with a decrease of -6.8% and -6.2% the previous week. Prices increased by 8.9% this week, compared to the previous week's close increase of 9.4%. The month-on-month price increased slightly by 3.6% this week in comparison with the previous week's decrease of -9.7%.

Local market

Weekly onion volumes and prices

	Volume (ton)	Price (/ton)
Week ended 12 March	5 554	R3 526
w/w	-29,4%	8,9%
m/m	-6,8%	3,6%
y/y	-7,5%	-16,3%

Outlook



*Jan 2000 - Jan 2021

Potato: Market trends

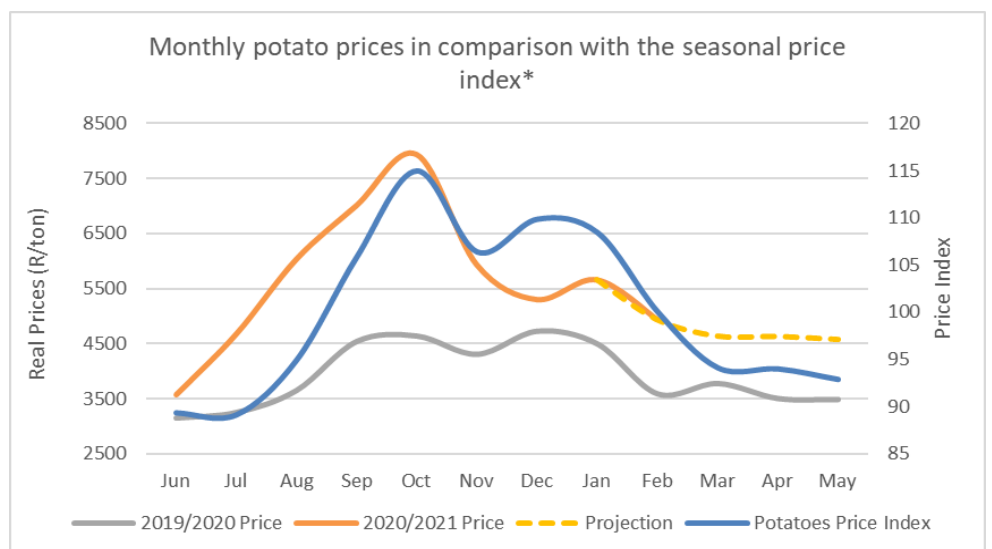
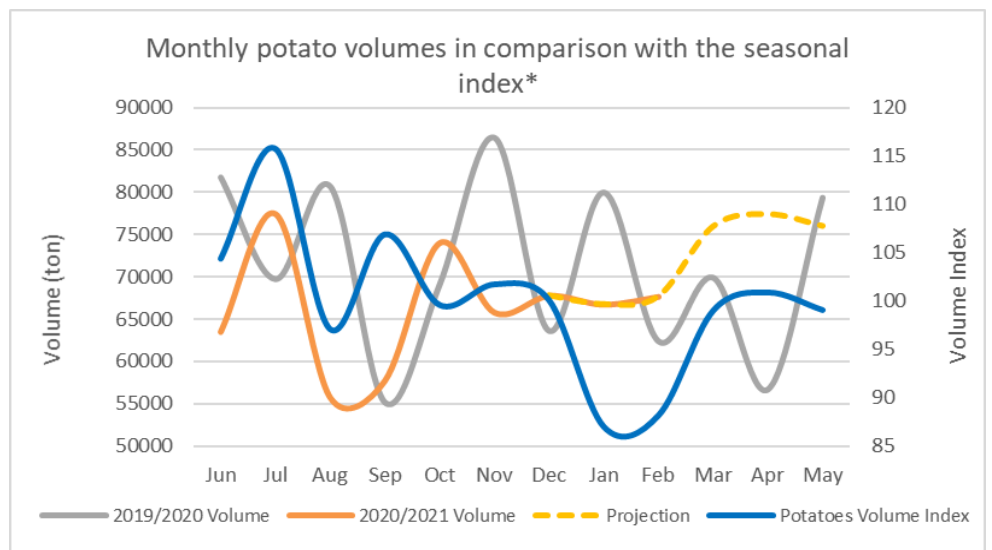
This week, week-on-week volumes decreased by -15.4%, compared to the previous week's 13.8%. The month-on-month volume decreased by -2.9% this week, in comparison with the previous week's increase of 7.6%. Prices decreased by -4.8% this week, against the previous week's increase of 16.4%. This week's month-on-month price decreased by -12.4%, compared to the previous week's decrease of -16.7%.

Local market

Weekly potato volumes and prices

	Volume (ton)	Price (R/ton)
Week ended 12 March	16 490	R3 454
w/w	-15,4%	-4,8%
m/m	-2,9%	-12,4%
y/y	3,5%	2,0%

Outlook



*Jan 2000 - Jan 2021

Tomato: Market trends

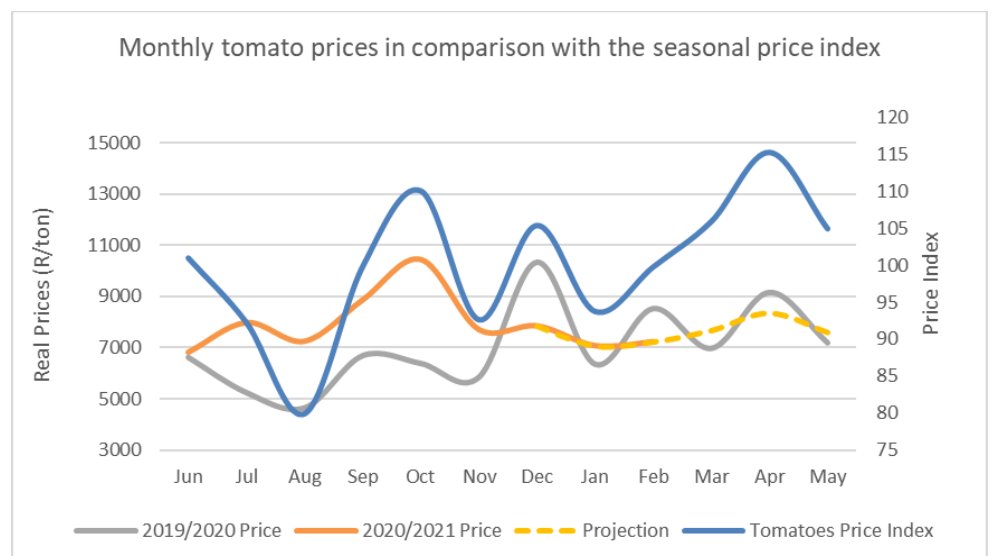
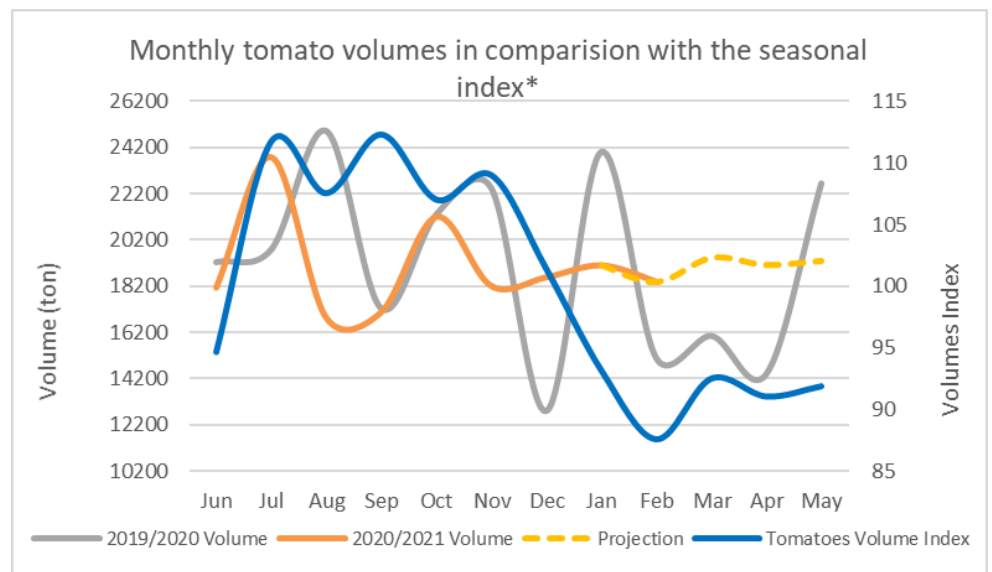
The week-on-week volume decreased by -29%, compared to the previous week's decrease of -13.1%. This week's month-on-month volume decreased by -31.2% in comparison with the previous week's decrease of -19.9%. Prices increased by 27% this week, slightly higher compared to the previous week's increase of 25.6%. This week's month-on-month price increased significantly by 47.6%, compared to the previous week's higher increase of 50.7%.

Local market

Weekly tomato volumes and prices

	Volume (ton)	Price (R/ton)
Week ended 12 March	2 363	R14 606
w/w	-29,0%	27,0%
m/m	-31,2%	47,6%
y/y	-27,5%	89,9%

Outlook



*Jan 2000 - Jan 2021