



Fresh produce market trends

Retail Business Banking



Volumes pick up on the back of dryer weather

Low carrot volumes this week were still due to the effect of the rainy weather experienced over the past weeks, which resulted in quality problems. Week-on-week volumes and prices were, however, higher at R90 to R100 per kilogram. The same trend was apparent in onions. This could be an indication that the demand slump of the first two months of 2021 might be abating. Potato prices are under pressure as a result of higher volumes, with quality improving with dryer conditions. Overall, the market is picking up slightly with a good volume of fresh produce available.

Retail and Business Banking
AgriBusiness
8 March 2021

Abrie Rautenbach
+27 11 350 3327
Abrie.Rautenbach@absa.africa

Olga de Freitas
+27 11 846 1569
Olga.defreitas@absa.co.za

<https://www.absa.co.za/business/sector-solutions/agribusiness/agri-smart-insights/>

Accessor

Fresh Produce Market Report

Cabbage: Market trends

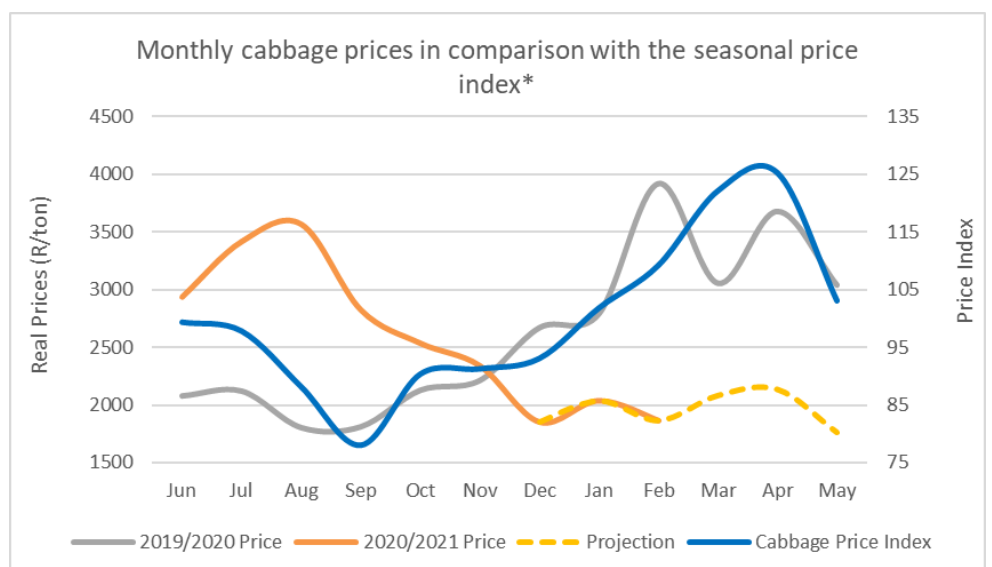
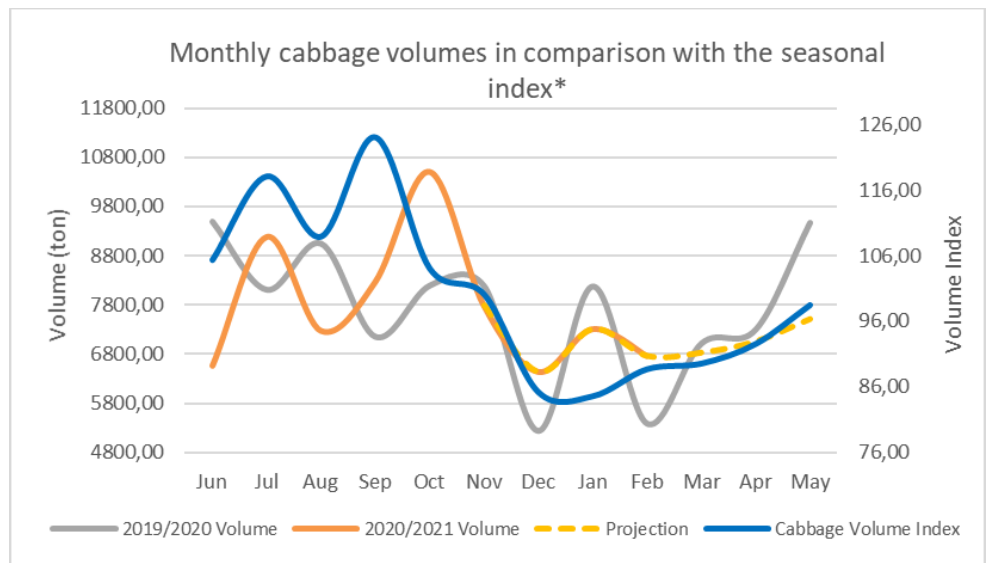
Cabbage volumes increased by 7.1% this week against the previous week's decrease of -13.3%. The month-on-month volume decreased very slightly by -1.6% this week compared to the previous week's decrease of -3.7%. The price increased by 33.9% week on week in comparison with the previous week's lower increase of 15.3%. The month-on-month price increased strongly by 47.7% this week, compared to the previous week's increase of 14.3%.

Local market

Weekly cabbage volumes and prices

	Volume (ton)	Price (R/ton)
Week ended 5 March	1 646	R3 477
w/w	7.1%	33.9%
m/m	-1.6%	47.7%
y/y	-16.2%	9.9%

Outlook



*Jan 2000 - Jan 2021

Carrot: Market trends

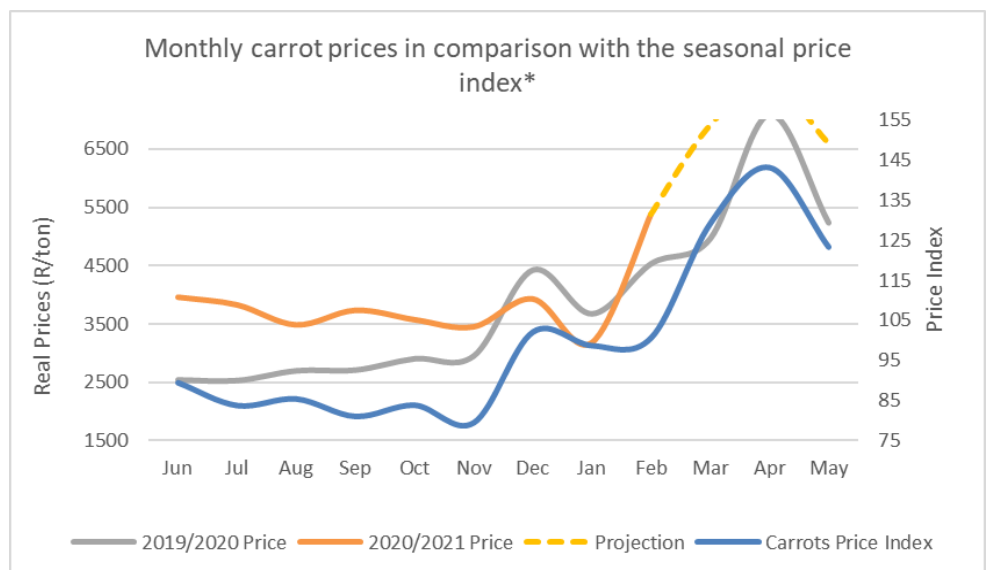
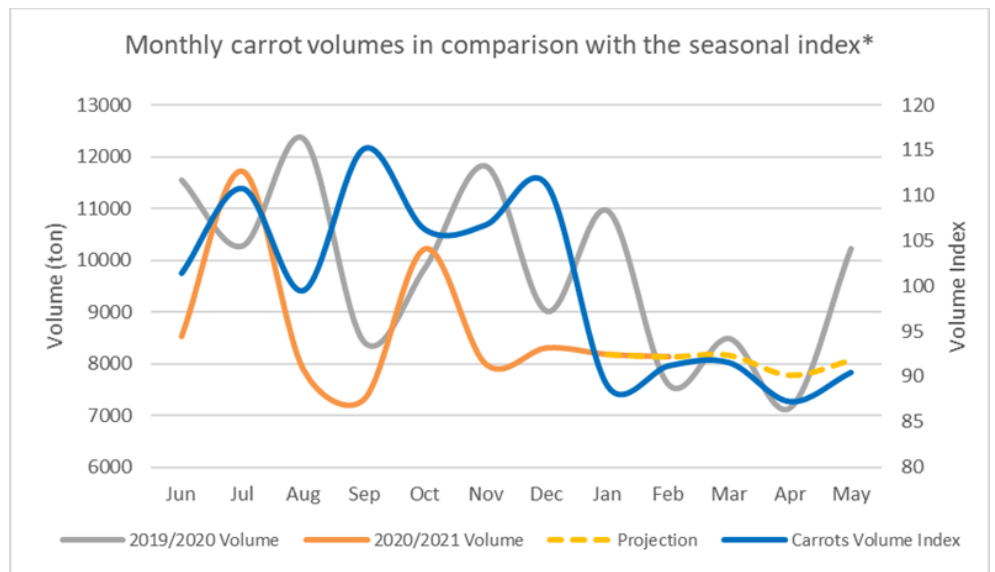
Carrot volumes decreased very slightly by -1.1% week on week against a stronger increase of 31.8% seen the previous week. The month-on-month volume decreased by -3.7% this week, compared to the decrease of -2.9% the previous week. The price saw a very strong increase of 55.9% this week, compared to a weaker increase of 0.7% the previous week. The month-on-month price increased by 20.1% this week, in comparison with the previous week's increase of 4.5%.

Local market

Weekly carrot volumes and prices

	Volume (ton)	Price (R/ton)
Week ended 5 March	1 836	R6 091
w/w	-1.1%	55.9%
m/m	-3.7%	20.1%
y/y	-27.1%	25.1%

Outlook



*Jan 2000 - Jan 2021

Onion: Market trends

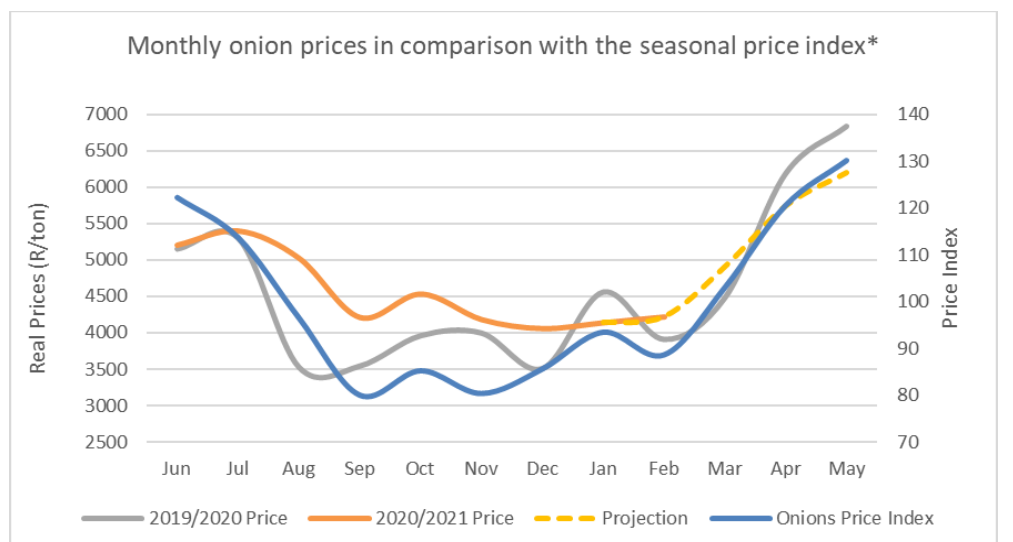
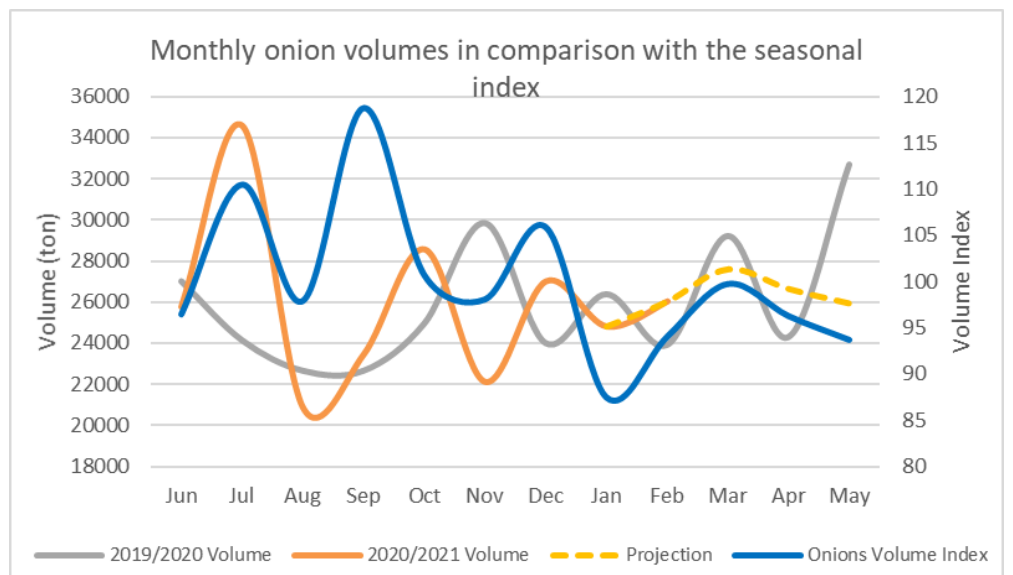
Onion volumes saw an increase of 27.7% week on week, compared to a lower increase of 9.9% the previous week. There is no change in this week's month-on-month volume decrease of -6.2%. This week's price increased by 9.4%, compared to the previous week-on-week decrease of -4.5%. The month-on-month price decreased by -9.7% this week, in comparison with a higher decrease of -22.4% the previous week.

Local market

Weekly onion volumes and prices

	Volume (tn)	Price (/ton)
Week ended 5 March	7 871	R3 239
w/w	27.7%	9.4%
m/m	-6.2%	-9.7%
y/y	-10.8%	-17.4%

Outlook



*Jan 2000 - Jan 2021

Potato: Market trends

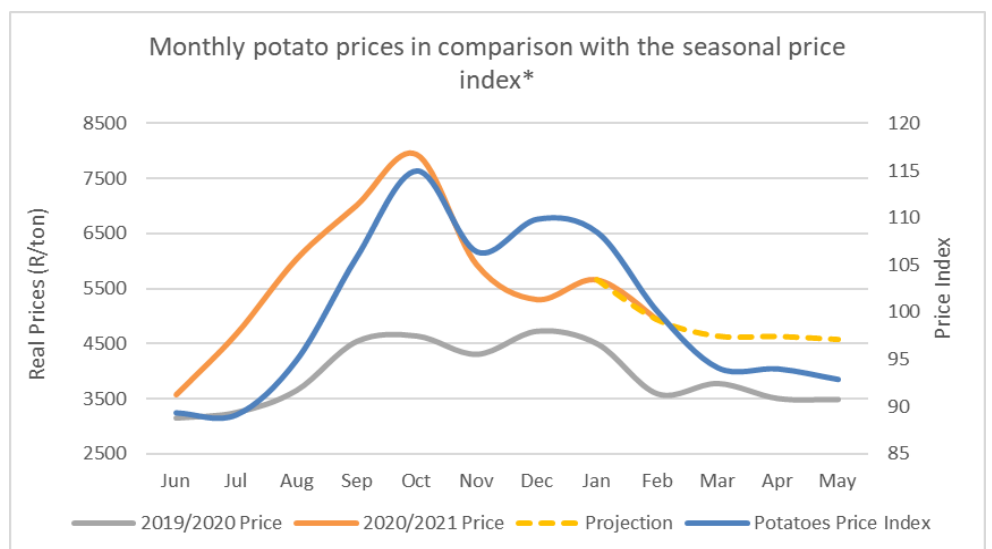
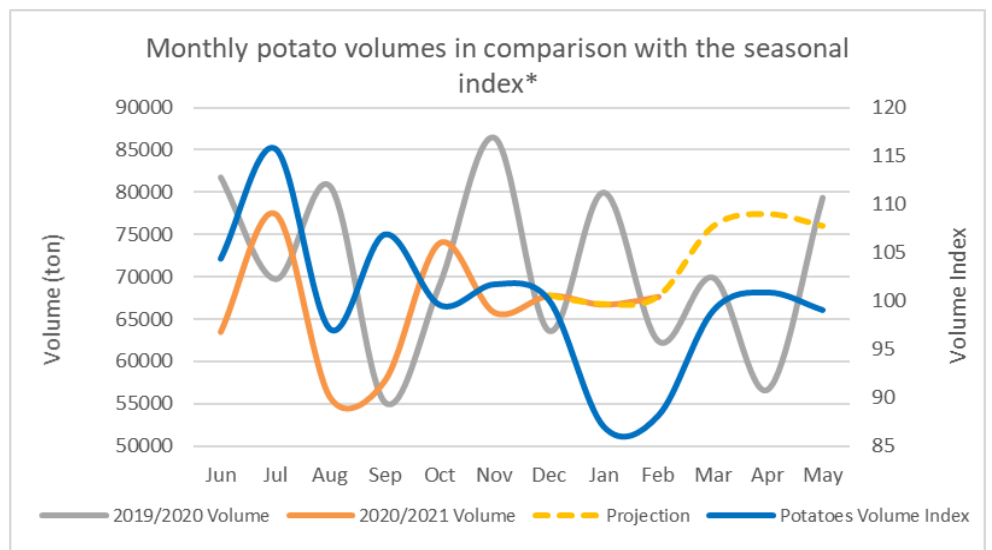
Week-on-week volumes increased by 13.8% this week, compared to a low decrease of -0.2% the previous week. The month-on-month volume increased by 7.6% this week, in comparison with the previous week's decrease of -1.6%. The week-on-week price increased by 16.4%, compared to the previous week's lower increase of 2.2%. The month-on-month price decreased by -16.7% this week, against a lower decrease of -2.6% the previous week.

Local market

Weekly potato volumes and prices

	Volume (ton)	Price (R/ton)
Week ended 5 March	19 489	R3 630
w/w	13.8%	16.4%
m/m	7.6%	-16.7%
y/y	-0.8%	-9.5%

Outlook



*Jan 2000 - Jan 2021

Tomato: Market trends

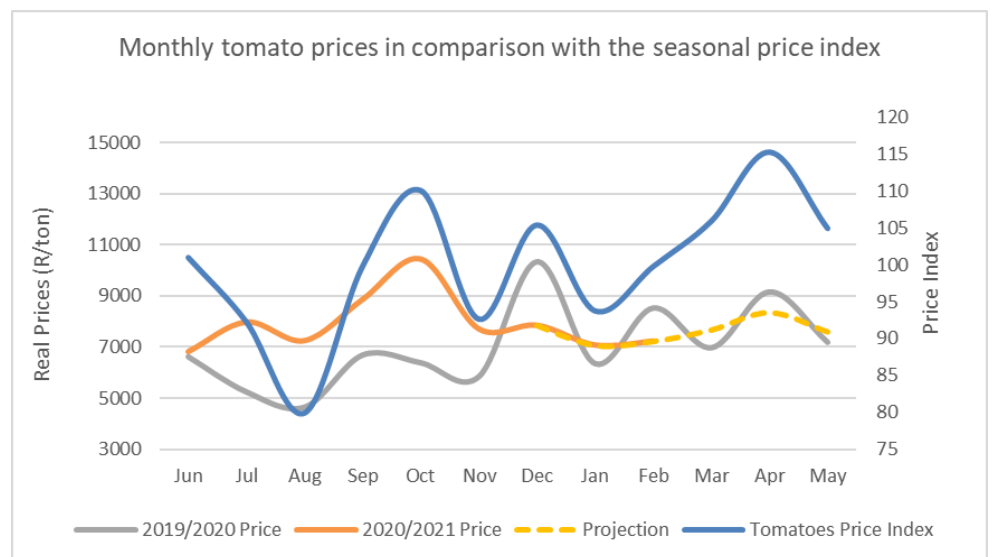
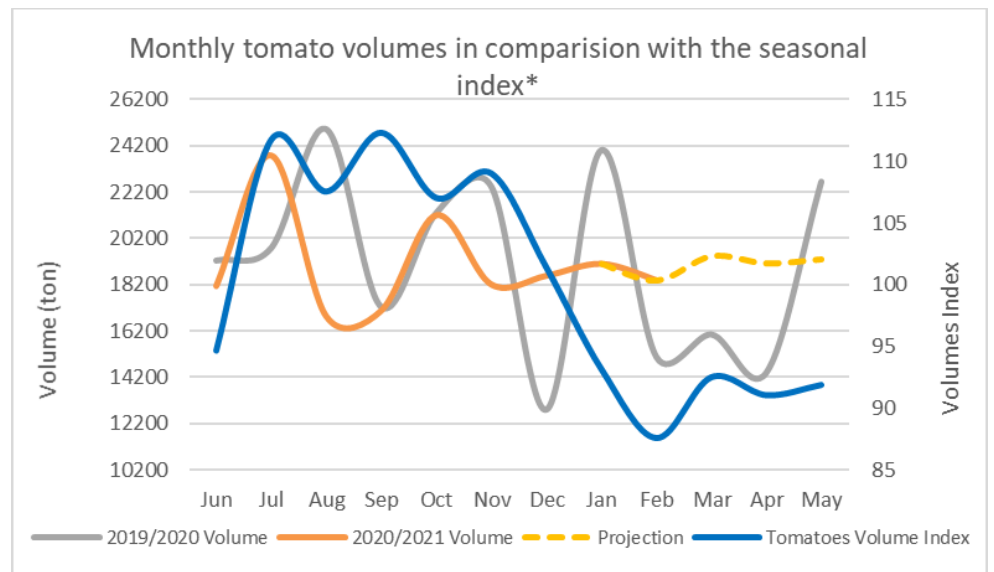
This week's volumes decreased by -13.1%, against a very a low increase of 0.1% seen the previous week. The month-on-month volumes decreased by -19.9% this week, against the previous week's decrease of -12.5%. The price increased by 25.6% this week, compared to a low decrease of -4.8% seen the previous week. The month-on-month price increased strongly by 50.7% this week, in comparison with the previous week's strong increase of 54.8%.

Local market

Weekly tomato volumes and prices

	Volume (ton)	Price (R/ton)
Week ended 5 March	3 330	R11 501
w/w	-13.1%	25.6%
m/m	-19.9%	50.7%
y/y	-22.1%	50.2%

Outlook



*Jan 2000 - Jan 2021