

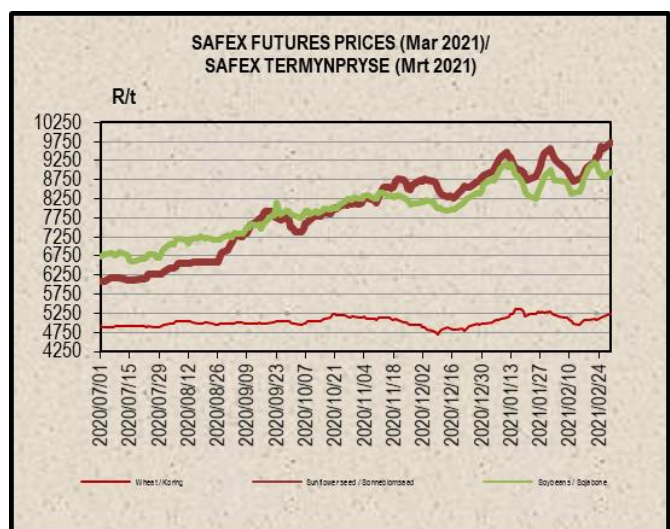
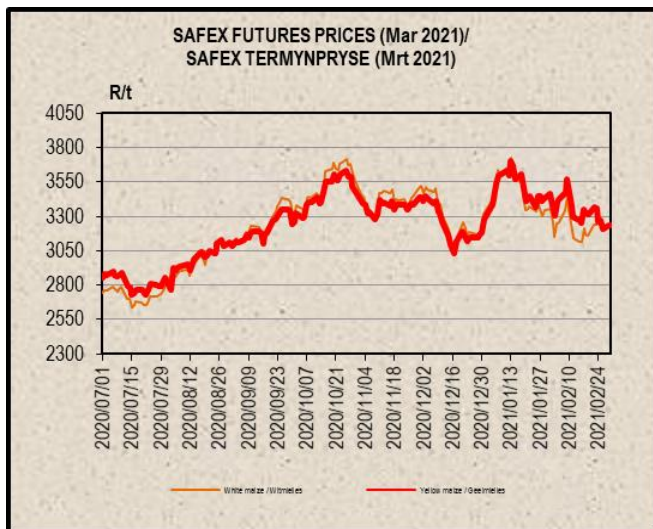
## SAGIS WEEKLY BULLETIN / SAGIS WEEKLIKSE BULLETIN

<b>1. PRODUCER DELIVERIES:</b>	<b>1. PRODUSENTELEWERINGS:</b>
<a href="http://www.sagis.org.za/weekly_prod_deliveries.html">http://www.sagis.org.za/weekly_prod_deliveries.html</a>	
<b>2. IMPORTS, EXPORTS &amp; MAIZE INTENTIONS:</b>	<b>2. INVOERE, UITVOERE &amp; MIELIE INTENSIES:</b>
<a href="http://www.sagis.org.za/weekly_imp-exp.html">http://www.sagis.org.za/weekly_imp-exp.html</a>	

### 3. DOMESTIC PRICES PER SAFEX (R/t)(a)

### 3. PLAASLIKE PRYSE VOLGENS SAFEX (R/t)(a)

Commodity	Future Prices / Termynpryse (2021/03/02) R/ton					Kommoditeit
	Mar-21	May-21	Jul-21	Sep-21	Dec-21	
White maize	3 238.00	3 151.00	3 103.00	3 160.00	3 242.00	Witmielies
Yellow maize	3 330.00	3 263.00	3 215.00	3 272.00	3 341.00	Geelmielies
Wheat	5 227.00	5 286.00	5 323.00	5 060.00	4 933.00	Koring
Sunflower	9 718.00	8 773.00	8 830.00	8 812.00	8 662.00	Sonneblom
Soybeans	8 934.00	7 719.00	7 843.00	7 955.00	8 020.00	Sojabone
Sorghum	4 260.00	3 850.00	3 700.00	n/a	3 838.00	Sorghum



**Directors/Direkteure:**

Boshoff JDW (Mr/Mnr), Briedenhann E (Dr) (Vice-Chairperson /Onder Voorsitter), Make BB (Mr/Mnr), Mohane HT (Mr/Mnr), Nebe AAA (Mr/Mnr), Ngejane Z (Mr/Mnr), Purchase JL (Dr) Chairperson/Voorsitter, Purnell M (Ms/Me) (Vice-Chairperson /Onder Voorsitter)

**Alternate Directors/Alternatiewe Direkteure:  
General Manager/Hoofbestuurder:**

Groothof WJ (Mr/Mnr), Penny GR (Mr/Mnr), Schoonwinkel BC (Mr/Mnr), Van der Merwe JM (Ms/Me)  
Hawkins NJ (Mr/Mnr)

4. IMPORT TARIFF ON MAIZE & WHEAT (b)(c)

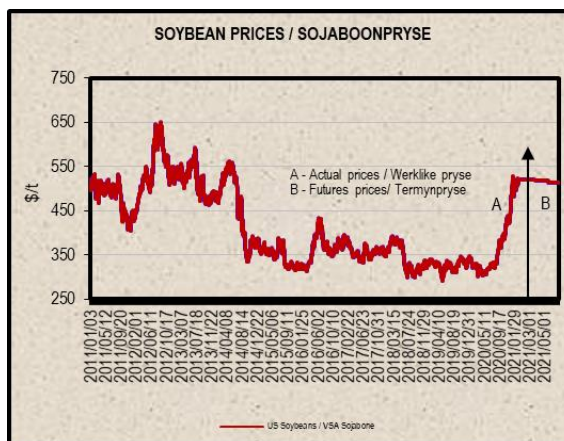
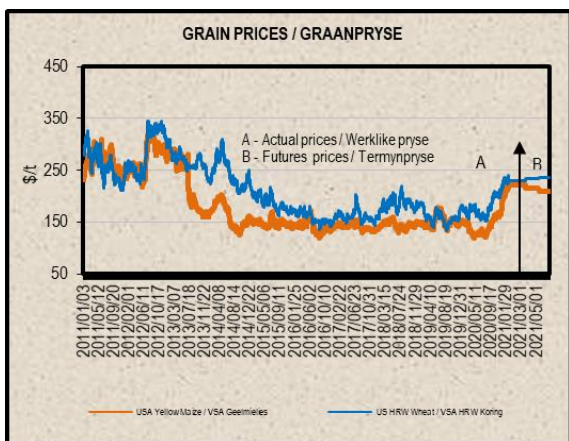
[http://www.sagis.org.za/import\\_tariffs.html](http://www.sagis.org.za/import_tariffs.html)

4. INVOERTARIEF OP MIELIES & KORING (b)(c)\*

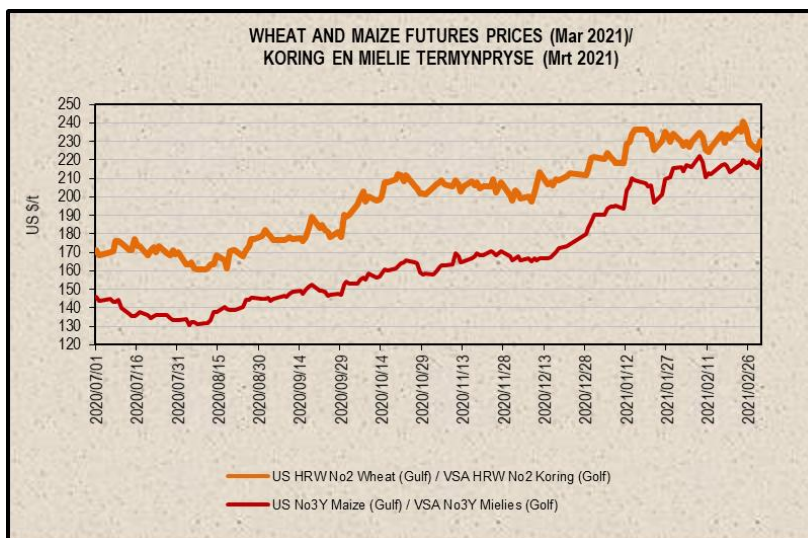
5. PRICES – INTERNATIONAL (US\$/t)

5. PRYSE - INTERNASIONAAL (VSA\$/t)

FOB (US\$/t)	Export Quotations/ Uitvoerkwotasie (b)(f)(g)				VAB (VSA\$/t)
	2021/03/02	2021/02/22	2021/02/16	2021/02/09	
US No 2 HRW Wheat (Gulf)	287.00	292.00	291.00	292.00	VSA No 2 HRW Koring (Golf)
US DNS Wheat 14% PNW	296.00	297.00	291.00	289.00	VSA DNS Koring 14% PNW
Argentine Wheat (Up River)	265.00	268.00	270.00	273.00	Argentynse Koring (Up River)
EC (France) Wheat (grade 1)	246.00	296.00	288.00	281.00	EU (Frankryk) Koring (graad 1)
EC (Germany) B Quality Wheat	296.00	299.00	289.00	283.00	EU (Duitsland) B Kwaliteit Koring
Russia Milling 12.5%	289.00	283.00	280.00	283.00	Swart See Maalkoring
US No 3Y Maize (Gulf)	255.00	252.00	252.00	253.00	VSA No3Y Mielies (Golf)
Argentine Maize (Up River)	237.00	246.00	244.00	252.00	Argentynse Mielies (Up River)
US Sorghum (Gulf)	347.00	344.00	341.00	345.00	VSA Sorghum (Golf)
Argentine Sorghum (Up River)	260.00	255.00	217.00	217.00	Argentynse Sorghum (Up River)
US Soybeans (Gulf)	549.00	546.00	540.00	546.00	VSA Sojabone (Gulf)
Argentine Soybeans (Up River)	532.00	561.00	550.00	562.00	Argentynse Sojabone (Up River)
Canadian Canola	631.00	675.00	618.00	603.00	Kanadese Canola
Argentine Groundnuts Runners 40/50	1470.00	1470.00	1470.00	1470.00	Argentynse Grondbone 40/50 Runners
US Groundnuts Runners 40/50 shelled	1452.00	1455.00	1459.00	1460.00	VSA Grondbone 40/50 Runners uitgedop
Australian Malting Barley (Commander Malt)	250.00	248.00	249.00	246.00	Australiese Moutgars (Commander Mout)



Futures prices (US\$/t) / Termynpryse (VSA\$/t) (d)(e) (2021/03/02)							
Commodity	Mar-21	May-21	Jul-21	Sep-21	Dec-21	Mar-22	Kommoditeit
US No3 Yellow maize	220.70	214.56	209.68	194.09	187.24	190.31	VSA No3 Geelmielies
US No2 HRW wheat	230.38	233.39	235.30	237.07	239.93	241.84	VSA No2 HRW koring
US Soybeans	519.56	518.97	513.90	467.53	n/a	439.64	VSA Sojabone





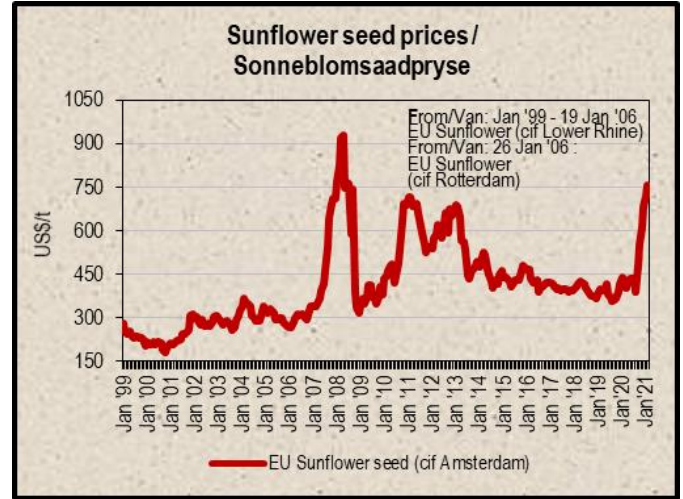
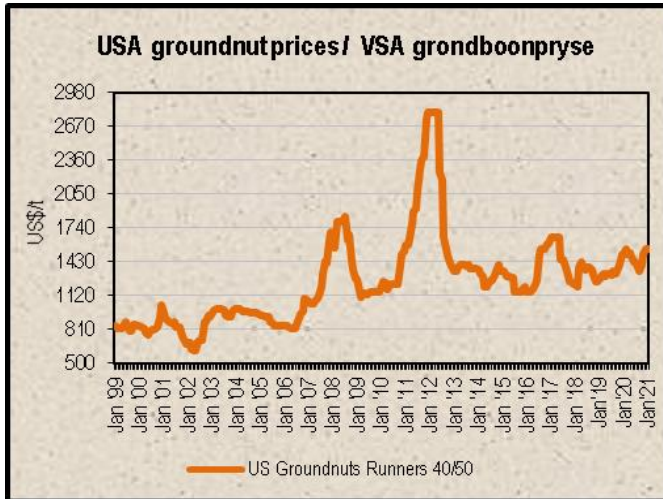
**6. LOWEST REPRESENTATIVE ASKING PRICES**  
(US\$/t)(f)(g)(Prices of previous week)

**6. LAAGSTE VERTEENWOORDIGENDE PRYSE GEVRA**  
(Pryse van vorige week)(VSA\$/t)(f)(g)

US\$/t	2021/02/25	2021/02/18	Change/ Verandering	VSA\$/t
Soybeans, USA, c.i.f. Rotterdam	604	580	4.1%	Sojabone, VSA, k.a.v. Rotterdam
Groundnuts, USA Runners 40/50*	1500	1500	0.0%	Grondbone, VSA Runners 40/50*
Groundnuts, Argentine Runners 40/50*	1550	1550	0.0%	Grondbone, Argentynse Runners 40/50*
Sunflower seed, EU c.i.f. Amsterdam	755	740	2.0%	Sonneblomsaad, EU k.a.v. Amsterdam
Sunflower seed, fob Black Sea	720	710	1.4%	Sonneblomsaad, Swart See
Sunflower-oil, EU (fob) N.W. Europe	1520	1425	6.7%	Sonneblom-olie, EU (vab) N.W. Eur.
Rapeseed, Europe, 00, c.i.f. Hamburg	602	552	9.1%	Raapsaad, Europa, 00, k.a.v. Hamburg

\* Shelled, c.i.f. Rotterdam

\* Uitgedop k a v Rotterdam



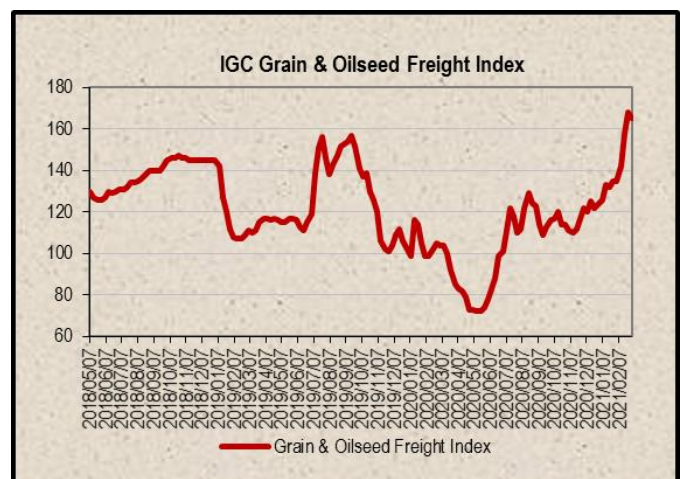
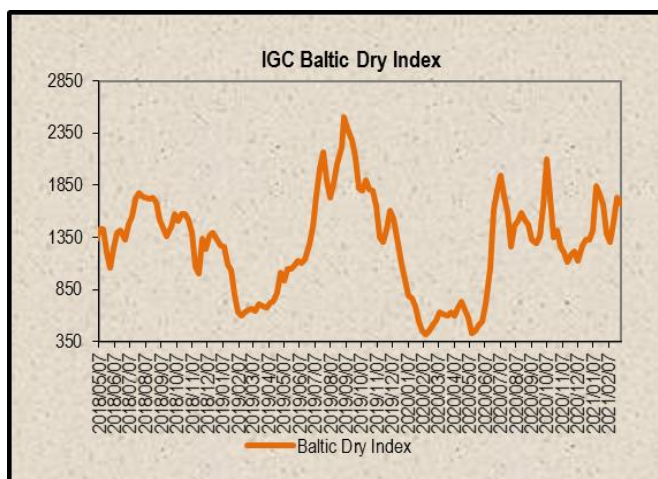
**7. IGC FREIGHT INDICES (b) \***

**7. IGC VRAG INDEKSE (b) \***

IGC FREIGHT INDICES / IGC VRAG INDEKSE							
	2021/01/26	2021/02/02	2021/02/09	2021/02/16	2021/02/23	2021/03/02	
Baltic Dry Index	1659	1380	1306	1495	1727	1673	Graan & Oliesade Vrag Indeks*
Grain & Oilseeds Freight Index*	135	135	142	158	168	165	Baltiese Droë Indeks

\* IGC's Grain & Oilseeds Freight Index (GOFI) - covers 68 routes. The first week of January 2013 is taken as the index base of 100.

\* IGC se Graan & Oliesade Vrag Indeks (GOVI) - verteenwoordig 68 roetes. Die eerste week van Januarie 2013 word gebruik as die indeks basis van 100.



8. IMPORT PARITY PRICES – SUMMER GRAINS (b)(c)

8. INVOERPARITEITPRYSE - SOMERGRANE (b)(c)

INVOERPARITEITPRYSE VAN SOMERGRANE (BTW UITGESLT) SOOS OP			2021/03/02		IMPORT PARITY PRICES OF SUMMER GRAINS (VAT EXCL) AS ON		
ITEM	Nota/ Note	Mielies/Maize	Mielies/Maize	Sorghum	Sorghum	Sorghum	ITEM
		VSA/ USA Golf/Gulf (no.3Y) \$/t	Argentynse/ Argentine Up River \$/t	VSA/ USA Golf/Gulf \$/t	Argentynse/ Argentine Up River \$/t	Australiese/ Australian Brisbane \$/t	
Internasionale VAB pryse	a	255.00	237.00	347.00	260.00	303.00	International FOB prices
Vraggeld	b	48.00	43.00	48.00	43.00	35.00	Freight Rates
Assuransie (0.3% van VAB)		0.77	0.71	1.04	0.78	0.91	Insurance (0.3% of FOB)
1 KOSTE, ASSURANSIE EN VRAG (KAV) \$/T		303.77	280.71	396.04	303.78	338.91	1 COST, INSURANCE AND FREIGHT (CIF) \$/T
<i>Omskakel na R/t</i>							<i>Converted to R/t</i>
R/\$ Wisselkoers op: 2021/03/02	c	15.0343	15.0343	15.0343	15.0343	15.0343	R/\$ Exchange rate on: 2021/03/02
2 KOSTE, ASSURANSIE EN VRAG (KAV) R/t		4566.97	4220.28	5954.18	4567.12	5095.27	2 COST, INSURANCE AND FREIGHT (CIF) R/t
Finansieringskoste	d	26.28	24.28	34.26	26.28	29.32	Financing cost
3 KOSTE, ASSURANSIE, VRAG EN FINANSIERING R/t		4593.25	4244.56	5988.44	4593.40	5124.59	3 COST, INSURANCE, FREIGHT AND FINANCING R/t
Aflaaiikoste:	e, f						Discharging cost:
- Kaapstad		212.55	212.55	n/a	n/a	n/a	- Cape Town
- Durban		202.93	202.93	202.93	202.93	202.93	- Durban
Invoertarif	g	0.00	0.00	156.51	117.27	136.66	Import Tariff
4 VRY OP SPOOR (VOS) R/t							4 FREE ON RAIL (FOR) R/t
- Kaapstad		4805.80	4457.11	n/a	n/a	n/a	- Cape Town
- Durban		4796.18	4447.49	6144.95	4710.67	5261.25	- Durban
Spoornragkoste	h						Railage cost
- Durban na Randfontein		517.52	517.52	517.52	517.52	517.52	- Durban to Randfontein
<b>5 GELEWER:</b>							<b>5 DELIVERED:</b>
<b>- Durban na Randfontein R/ton</b>		<b>5313.70</b>	<b>4965.01</b>	<b>6662.47</b>	<b>5228.19</b>	<b>5778.77</b>	<b>- Durban to Randfontein R/ton</b>

Notas/Notes:

a Bron van pryse en vraggeld : IGC GMI  
Source of prices and freight rates: IGC GMI

2021/03/02

Termyn / Term	US\$/ton (VAB/FOB)	Vraggeld/Freight Rate:	US\$/ton
Mrt/Mar 2021	255.00	US Golf / Gulf	48.00
Mrt/Mar 2021	237.00	Argentinië / Argentina	43.00
Mrt/Mar 2021	347.00	Australië/Australia (Fremantle)	35.00
Mrt/Mar 2021	260.00		
Mrt/Mar 2021	303.00		

b Vraggeld: bereken vir vragte van +/- 20 000 - 30 000t. / Freight rates: calculated for freights of +/- 20 000 - 30 000t.

c Reserwebank / Reserve Bank

d Finansieringskoste: 30 000t @ KAV @ primakoers vir 30 dae. Bron/Source: SARB 7.00% 2020/07/24  
Financing cost: 30 000t @ CIF @ prime rate for 30 days.

	Mielies/Maize:	Sorghum
Kaapstad / Cape Town:	212.55	n/a
Durban:	202.93	202.93

e Aflaaiikoste / Discharging costs (R/ton):

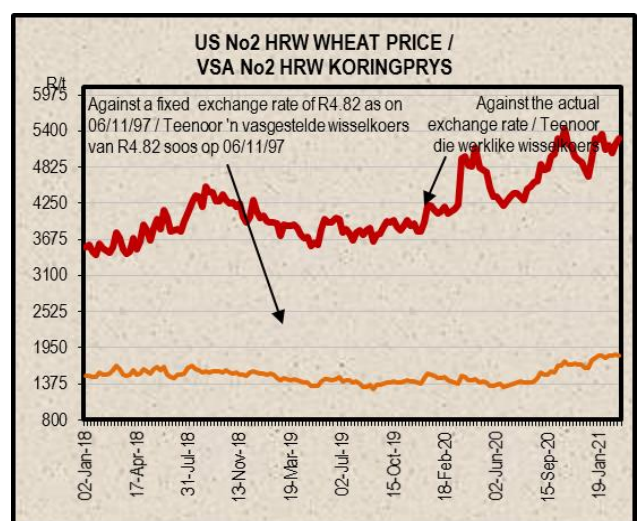
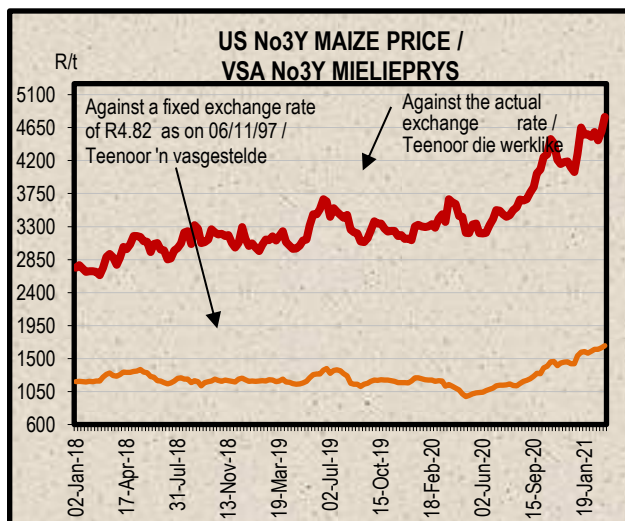
Bron / Source: Mainport Africa Shipping

f Ingesluit: Kaaigelde, hantering, kaaibesig, agente/dokumentasie, logistiek & opnames (inspeksie van skeepsvrag) / Included: Wharfage, handling, wharf supervision, agent/documentation, logistic & survey (inspection of shipload).  
Uitgesluit: Gesondheidsinspeksie-, skeepagentskapfooi, strooktoetsingsfooi vir GMO, opbergingskoste asook BTW en invoerbelasting / Excluded: Health inspection fee, Ship agency fee, strip testing fees for GMO, storage costs as well as VAT and import duty.  
N.B: Slegs 'n aanduiding, agensies koste van opname beding kan word / N.B: Indication only, as cost of survey can be negotiated.

g Invoertarif / Import Tariff

Mielies/Maize = Vry / Free  
Sorghum = 3% op VAB / on FOB

h Neem asb. kennis van die verandering in Spoornet se standaard spoorvrag op 1 April 2019, na R517.52.  
Please note the change in Spoornet's standard railage cost on 1 April 2019 to R517.52.



9. IMPORT PARITY PRICES – WINTER CEREALS (b)(c)

9. INVOERPARITEITPRYSSE - WINTERGRANE (b)(c)

INVOERPARITEITPRYSSE VAN WINTERGRANE (BTW UITGESLT) SOOS OP		2021/03/02				IMPORT PARITY PRICES OF WINTER CEREALS (VAT EXCL) AS ON		
ITEM	Nota / Note	Koring/Wheat	Koring/Wheat	Koring/Wheat	Koring/Wheat	Koring/Wheat	Gars/Barley	ITEM
		VSA/ USA Golf/Gulf  HRW	VSA/ USA PNW  DNS	Argentynse/ Argentine Up River  Trigo Pan	EU Duitsland/ Germany Hamburg B kwaliteit/ quality	Russies/ Russian Black Sea  12.50%	Australiese/ Australian Adelaide  Mout/Malting	
		\$/t	\$/t	\$/t	\$/t	\$/t	\$/t	
Internasionale VAB pryse	a	287.00	296.00	265.00	296.00	289.00	242.00	International FOB prices
Vraggeld	b	48.00	48.00	43.00	43.00	53.00	36.00	Freight Rates
Assuransie (0.3% van VAB)		0.86	0.89	0.80	0.89	0.87	0.73	Insurance (0.3% of FOB)
1 KOSTE, ASSURANSIE EN VRAG (KAV) \$/T <i>Omskakel na R/t</i>		335.86	344.89	308.80	339.89	342.87	278.73	1 COST, INSURANCE AND FREIGHT (CIF) \$/T <i>Converted to R/t</i>
R/\$ Wisselkoers op: 2021/03/02	c	15.0343	15.0343	15.0343	15.0343	15.0343	15.0343	R/\$ Exchange rate on: 2021/03/02
2 KOSTE, ASSURANSIE EN VRAG (KAV) R/t		5049.42	5185.18	4642.59	5110.01	5154.81	4190.51	2 COST, INSURANCE AND FREIGHT (CIF) R/t
Finansieringskoste	d	29.05	29.83	26.71	29.40	29.66	24.11	Financing cost
3 KOSTE, ASSURANSIE, VRAG EN FINANSIERING R/t		5078.47	5215.01	4669.30	5139.41	5184.47	4214.62	3 COST, INSURANCE, FREIGHT AND FINANCING R/t
Aflaaikoste	e, f							Discharging cost
3.1 Kaapstad (Hoofsaaklik kaaihyskraan metode)		212.55	212.55	212.55	212.55	212.55	212.55	3.1 Cape Town (Mainly shore cranes method)
3.2 Durban (Hoofsaaklik suig-in-silo metode)		202.93	202.93	202.93	202.93	202.93	202.93	3.2 Durban (Mainly suction into silo method)
Invoertarif op koring	g	102.70	102.70	102.70	102.70	102.70	0.00	Import Tariff on wheat
4 VRY OP SPOOR (VOS) R/t								4 FREE ON RAIL (FOR) R/t
4.1 Kaapstadhawe		5393.72	5530.26	4984.55	5454.66	5499.72	4427.17	4.1 Cape Town Harbour
4.2 Durbanhawe		5384.10	5520.64	4974.93	5445.04	5490.10	4417.55	4.2 Durban Harbour
Spoorvragkoste	h							Railage cost
- Kaapstad na Paarl		134.04	134.04	134.04	134.04	134.04	n/a	- Cape Town to Paarl
- Durban na Randfontein		517.52	517.52	517.52	517.52	517.52	517.52	- Durban to Randfontein
<b>5 GELEWER:</b>								<b>5 DELIVERED:</b>
- Kaapstad na Paarl R/ton		5527.76	5664.30	5118.59	5588.70	5633.76	n/a	- Cape Town to Paarl R/ton
- Durban na Randfontein R/ton		5901.62	6038.16	5492.45	5962.56	6007.62	4935.07	- Durban to Randfontein R/ton

Notas/Notes:

2021/03/02

a Bron van pryse en vraggeld : IGC GMI  
Source of prices and freight rates: IGC GMI

Termyn / Term	VAB/FOB US\$/ton	Vraggeld / Freight Rate: US\$/ton	Gars/Barley = US\$ + 1
Koring/Wheat HRW No 2 (Hard Red Winter) Golf / Gulf	Mr/Mar 2021 287.00	VSA/USA (Golf / Gulf) 48.00	
Koring/Wheat DNS 14% No 2 (Dark Northern Spring) PNW	Apr 2021 296.00	Argentinië / Argentina (Upriver) 43.00	
Koring/Wheat Argentinië / Argentine (Up River) Trigo Pan	Mr/Mar 2021 265.00	EU (Rouen) 43.00	44.00
Koring/Wheat EU (Duitsland / Germany) B kwaliteit / quality	Mr/Mar 2021 296.00	Australië / Australia (Kwinana) 35.00	36.00
Koring/Wheat Russian Milling 12.5%	Mr/Mar 2021 289.00	Rusland/Russia (Novorossiysk) 53.00	
Gars/Barley: Australiese moutgars/Australian malting barley (Adelaide)	Mr/Mar 2021 242.00		

b Vraggeld: bereken vir vragte van +/- 20 000 - 30 000t. / Freight rates: calculated for freights of +/- 20 000 - 30 000t.

c Reserwebank / Reserve Bank

d Finansieringskoste: 30 000t @ KAV @ primakoers vir 30 dae. Bron/Source: SARB 7.00% 2020/07/24  
Financing cost: 30 000t @ CIF @ prime rate for 30 days.

e Aflaaikoste / Discharging cost (R/ton):  
Bron / Source: Mainport Africa Shipping

	Koring/Wheat	Gars/Barley:
Kaapstad /	212.55	212.55
Durban:	202.93	202.93

f Ingesluit: Kaaigelde, hantering, kaaibesig, agente/dokumentasie, logistiek & opnames (inspeksie van skeepsvrag).

Included: Wharfage, handling, wharf supervision, agent/documentation, logistic & survey (inspection of shipload).

Uitgesluit: Gesondheidsinspeksie-, skeepagentskapfoel, strooktoetsingsfoel vir GMO, opbergingskoste asook BTW en invoerbelasting.

Excluded: Health inspection fee, Ship agency fee, strip testing fees for GMO, storage costs as well as VAT and import duty.

N.B: Slegs 'n aanduiding, aangesien koste van opname beding kan word / N.B: Indication only, as cost of survey can be negotiated.

g Invoertarif / Import Tariff:  
Koring/Wheat = R102.70 p/ton  
Gars/Barley = Vry/Free

h Neem asb. kennis van verandering in Spoornet se standaard spoorvrag op 1 April 2019 soos volg:  
Kaapstad na Paarl R134.04 en Durban na Randfontein R517.52  
Please note the change on 1 April 2019, in Spoornet's standard railage cost as follows:  
Cape Town to Paarl R134.04 and Durban to Randfontein R517.52

10. IMPORT PARITY PRICES – OIL SEEDS (b)(c)(f)(g)

10. INVOERPARITEITPRYSE - OLIESADE (b)(c)(f)(g)

INVOERPARITEITPRYSE VAN OLIESADE (BTW UITGESLT) SOOS OP											2021/03/02											IMPORT PARITY PRICES OF OIL SEEDS (VAT EXCL) AS ON										
ITEM	Nota/ Note	Sojabone/ Soybeans	Sojabone/ Soybeans	Sojabone/ Soybeans	Sonneblom/ Sunflower	Sonneblom/ Sunflower	Canola	Grondbone/ Groundnuts	Grondbone/ Groundnuts	ITEM																						
		VSA/ USA Golf/Gulf	Argentynse/ Argentine Up River	Brazilië/ Brazil Paranagua	EU France/ French Bordeaux	Swart See / Black Sea	Kanadese/ Canadian Vancouver	Argentynse/ Argentine Raw Runners 40/50	VSA/ USA Raw Runners 40/50																							
Internasionale VAB pryse	a	\$/t	\$/t	\$/t	\$/t						International FOB prices																					
Vraggeld	b	549.00	532.00	523.00	678.00	720.00	631.00	1470.00	1452.00		Freight Rates																					
Assuransie (0.3% van VAB)		48.00	43.00	35.00	43.00	53.00	52.00	80.00	48.00		Insurance (0.3% of FOB)																					
1 KOSTE, ASSURANSIE EN VRAG (KAV) \$/T		1.65	1.60	1.57	2.03	2.16	1.89	4.41	4.36		1 COST, INSURANCE AND FREIGHT (CIF) \$/T																					
Omskakel na R/t											Converted to R/t																					
R/\$ Wisselkoers op: 2021/03/02	c	598.65	576.60	559.57	723.03	775.16	684.89	1554.41	1504.36		R/\$ Exchange rate on: 2021/03/02																					
2 KOSTE, ASSURANSIE EN VRAG (KAV) R/t		15.0343	15.0343	15.0343	15.0343	15.0343	15.0343	15.0343	15.0343		2 COST, INSURANCE AND FREIGHT (CIF) R/t																					
Finansieringskoste	d	R/t	R/t	R/t	R/t			R/t	R/t		Financing cost																					
3 KOSTE, ASSURANSIE, VRAG EN FINANSIERING R/t		9000.28	8668.78	8412.74	10870.25	11653.99	10296.84	23369.47	22617.00		3 COST, INSURANCE AND FREIGHT (CIF) R/t																					
Aflaaikoste: Durban	e, f	51.78	49.88	48.40	62.54	67.05	59.24	134.45	130.13		Discharging cost: Durban																					
Invoertarif:	g	9052.06	8718.66	8461.14	10932.79	11721.04	10356.08	23503.92	22747.13		Import Tariff:																					
4 VRY OP SPOOR (VOS) R/t Durban		202.93	202.93	202.93	202.93	202.93	202.93	447.84	447.84		4 FREE ON RAIL (FOR) R/t Durban																					
Spoorvragkoste	h	660.31	639.86	629.04	0.00	0.00	948.66	2210.04	2182.98		Railage cost																					
- Durban na Randfontein		9915.30	9561.45	9293.11	11135.72	11923.97	11507.67	26161.80	25377.95		- Durban to Randfontein																					
5 GELEWER:											5 DELIVERED:																					
- Durban na Randfontein R/ton		517.52	517.52	517.52	517.52	517.52	517.52	-	-		- Durban to Randfontein R/ton																					
		10432.82	10078.97	9810.63	11653.24	12441.49	12025.19	-	-																							

Notas/Notes:

a Bron van pryse en vraggeld / Source of prices and freight rates : IGC (GMI), Geogalios Peanut World & Oilworld

2021/03/02

Termyn / Term	US\$/ton (VAB/FOB)	Vraggeld/Freight Rate:	US\$/ton	
Sojabone/Soybeans: VSA/USA (Golf/Gulf)	Mrt/Mar 2021	549.00	US Golf / Gulf	48.00
Sojabone/Soybeans: Argentinië/Argentina (Up River)	Mrt/Mar 2021	532.00	Argentinië / Argentina	43.00
Sojabone/Soybeans: Brazilië/Brazil (Paranagua)	Mrt/Mar 2021	523.00	Brazilië/Brazil (Santos)	35.00
Sonneblom/Sunflower: EU Frankryk/France (Bordeaux)	Mrt/Mar 2021	678.00	EU (Rouen)	43.00
Sonneblom/Sunflower: Swart See/Black Sea	Mrt/Mar 2021	720.00	Kanada/Canada (St Lawrence)	52.00
Canola: Kanada/Canada (Vancouver)	Mrt/Mar 2021	631.00	Rusland / Russia (Novorossiysk)	53.00
Grondbone/Groundnuts: Argentinië/Argentina (Raw Runner 40/50)	Jun 2021	1470.00	Grondbone/Groundnuts (ARG)	80.00
Grondbone/Groundnuts: VSA/USA (Runners 40/50)	Mrt/Mar 2021	1452.00		

b Vraggeld: bereken vir vragte van +/- 20 000 - 30 000t / Freight rates: calculated for freights of +/- 20 000 - 30 000t.

c Reserwebank / Reservebank

d Finansieringskoste: 30 000t @ KAV @ primakoers vir 30 dae. Bron/Source: SARB 7.00% 2020/07/24

Financing cost 30 000t @ CIF @ prime rate for 30 days.

e Aflaaikoste / Discharging costs (R/ton):

	Sojabone/ Soybeans	Sonneblom/ Sunflower	Canola	Grondbone/ Groundnuts
Durban:	202.93	202.93	202.93	447.84

f Aflaaikoste / Discharging fees:

Ingesluit: Kaai gelde, hantering, kaaitoebesig, agente/dokumentasie, logistiek & opnames (inspeksie van skeepsvrag) /

Included: Wharfage, handling, wharf supervision, agent/documentation, logistic & survey (inspection of shipload).

Uitgesluit: Gesondheidsinspeksie-, skeepagentskapfooi, strooktoetsingsfooi vir GMO, opbergingskoste asook BTW en invoerbelasting /

Excluded: Health inspection fee, Ship agency fee, strip testing fees for GMO, storage costs as well as VAT and import duty.

N.B: Slegs 'n aanduiding, aangesien koste van opname beding kan word / N.B: Indication only, as cost of survey can be negotiated.

g Invoertarif / Import Tariff:

Sojabone/Soybeans = 8% op VAB / on FOB

Sonneblom/Sunflower = Vry / Free

Canola = 10% op VAB / on FOB

Grondbone/Groundnuts = 10% op VAB / on FOB

h Neem asb. kennis van die verandering in Spoorwet se standaard spoorvrag op 1 April 2019, na R517.52

Please note the change on 1 April 2019 in Spoorwet's standard railage cost to R517.52

i Kwotasies is k.a.v. pryse. VAB pryse dus berekende pryse (kav minus vraggeld) / Quotes are c.i.f. prices. FOB prices are therefore calculated prices (cif minus freight rates).

\*\* Last price received on 30-12-2020 / Laaste prys ontvang op 30-12-2020



11. EXPORT PARITY PRICES (b)(c)

11. UITVOERPARITEITPRYSE (b)(c)

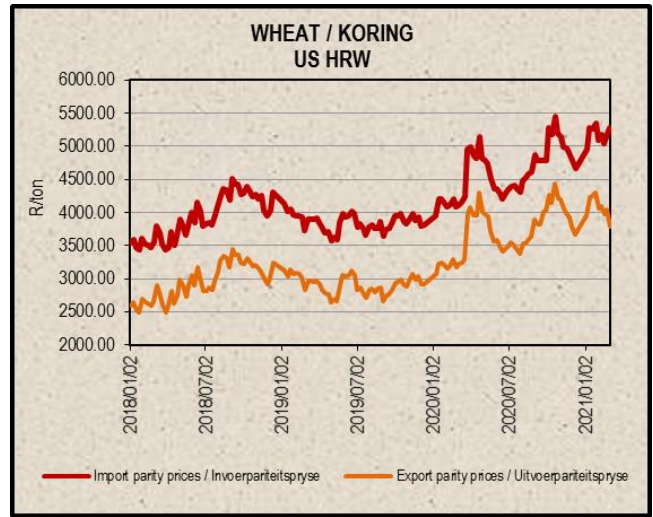
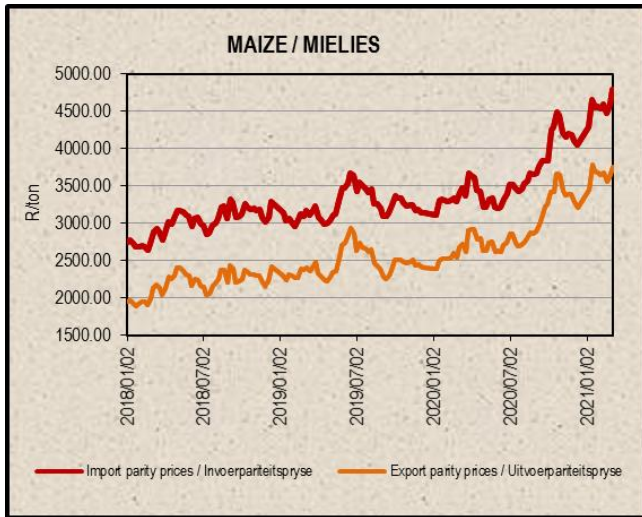
INDICATIVE EXPORT PARITY PRICES AS ON 2021/03/02 AANDUIDENDE UITVOERPARITEITSPRYSE SOOS OP

This is <b>only an example</b> of how an export parity price can be calculated - it can vary according to need	US No3Y Maize/ Mielies Gulf/Golf (b) Mar/Mrt 2021	US HRW Wheat/Koring Gulf/Golf (b) Mar/Mrt 2021	US DNS 14% Wheat/Koring PNW (b) Apr 2021	Argentine Raw Runner 40/50 Groundnuts/ Grondbone (f) Jun 2021	Hierdie is <b>slegs 'n voorbeeld</b> van hoe 'n uitvoerpariteitsprys bereken kan word - dit kan varieer volgens behoefte
FOB Gulf value (\$/t)	255.00	287.00	296.00	1470.00	VAB Golfwaarde (\$/t)
Difference in quality and locality of SA <sup>1</sup> Maize: Plus US\$10 (\$/t) Groundnuts: Less 3,5% of fob value	\$10.00			96,5%	<sup>1</sup> Kwaliteits- en liggingsverskil van SA Mielies: Plus VSA\$10 (\$/t) Grondbone: Min 3,5% van vab waarde
SA fob price (\$/t)	265.00	287.00	296.00	1418.55	SA vab prys (\$/t)
Exchange rate (1\$=): (2021/03/02) <sup>2</sup>	15.0343	15.0343	15.0343	15.0343	<sup>2</sup> Wisselkoers (1\$=): (2021/03/02)
FOB Gulf value (R/t)	3984.09	4314.84	4450.15	21326.91	VAB Golfwaarde (R/t)
<b>Marketing costs:</b>					<b>Bemerkings koste:</b>
Financing (Prime rate 7.00% - 30 days) (R/t)	22.92	24.83	25.60	122.70	Finansieringskoste (Primakoers 7.00% - 30 dae) (R/t)
Railage: <sup>3</sup> Randfontein – Durban harbour	517.52	517.52	517.52	-	<sup>3</sup> Spoorvrag: Randfontein – Durbanhawe
Loading costs: (R/t) <sup>4</sup> Durban Harbour (Mainly spout method)	207.60	213.20	213.20	552.71	<sup>4</sup> Oplaaikoste: (R/t) Durbanhawe (Hoofsaaklik tregter metode)
<b>EXPORT REALISATION (R/t):</b> <b>Randfontein</b>	<b>3236.05</b>	<b>3559.29</b>	<b>3693.83</b>	<b>20651.50</b>	<b>UITVOER REALISASIE (R/t):</b> <b>Randfontein</b>

Difference in quality and locality of SA  
As from 14 June 2012, the discount/rebate will no longer be used to calculate Reserve Bank  
Railage costs:  
Loading costs, received from Mainport Africa Shipping:  
Included: Cargo dues, handling, wharf supervision, agency/documentation,

1  
2  
3  
4

Kwaliteits- en liggingsverskil van SA  
Vanaf 14 Junie 2012 sal die diskonto/premie nie meer gebruik word by die Reserwebank  
Spoorvrag koste:  
Oplaaikoste, ontvang van Mainport Africa Shipping:  
Ingesluit: Kaaigelde, hantering, kaaitoesig, agente/dokumentasie, logistiek &



## 12. WEATHER

For local weather, please follow the link below:

<https://www.accuweather.com/en/za/south-africa-weather>

## 12. WEER

Vir plaaslike weer, volg asseblief die onderstaande skakel:

<https://www.accuweather.com/en/za/south-africa-weather>

### **Sources / Bronne:**

(a) = Safex; (b) = International Grains Council; (c) = SAGIS;

(d) = CBOT; (e) = KCBT; (f) = Oil World; (g) = Georganos Peanut World.

\* Formula according to ITAC (International Trade Administration Commission of South Africa)/  
Formule volgens ITAC (International Trade Administration Commission of South Africa)

SAGIS

Nico Hawkins

General Manager / Hoofbestuurder

**Indemnity/Vrywaring:** Although everything has been done to ensure the accuracy of the information, neither SAGIS nor any of its directors or employees takes any responsibility for actions or losses that might occur as a result of the usage of this information. / Alhoewel alles gedoen is om te verseker dat die inligting korrek is, aanvaar nie SAGIS of enige van sy direkteure of werknemers verantwoordelikheid vir enige aksies of verliese as gevolg van die inligting wat gebruik is nie.