



Fresh produce market trends

Retail Business Banking



Tomato prices orbit with cabbage reaching some price highs

Cabbage reached a high of R120 per bag. The quality was good, and it continues to improve on the back of drier weather. Demand is still strong, with bordering countries buying cabbage supplies from the South African market. The tomato market volumes were low due to the side effects of the rain and are expected to improve soon. Pricing is currently at R30 per kg and is expected to drop slightly in the coming weeks. In terms of potatoes, historical price trends suggest that the price could trend lower over the next three months. Negative week-on-week price changes for potatoes, combined with lower volumes, suggest that quality could still be a problem because of wet weather in March. Positive yearly growth in potato prices and volumes, however, point to firm demand.

Retail and Business Banking
AgriBusiness
12 April 2021

Abrie Rautenbach
+27 11 350 3327
Abrie.Rautenbach@absa.africa

Olga de Freitas
+27 11 846 1569
Olga.defreitas@absa.co.za

<https://www.absa.co.za/business/sector-solutions/agribusiness/agri-smart-insights/>

Accessor

Fresh Produce Market Report

Cabbage: Market trends

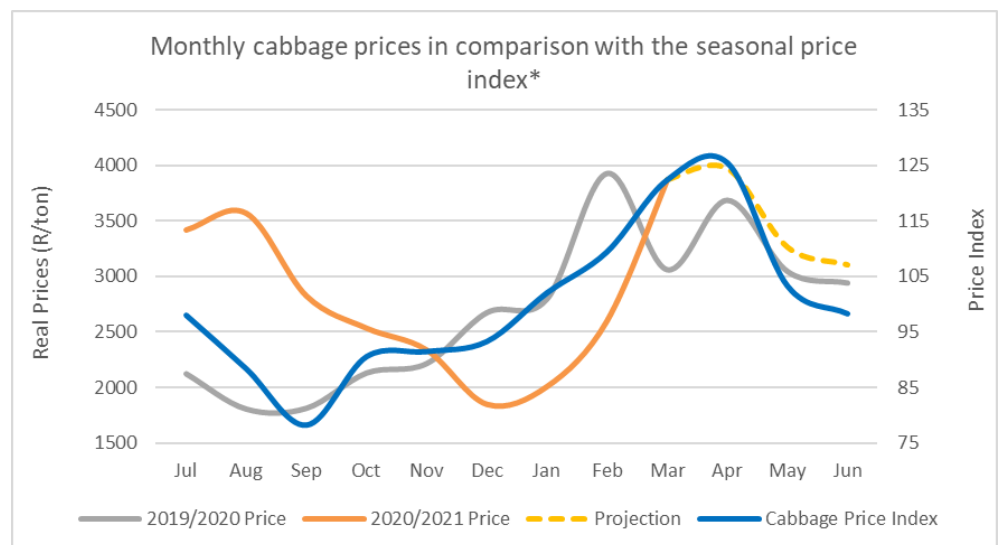
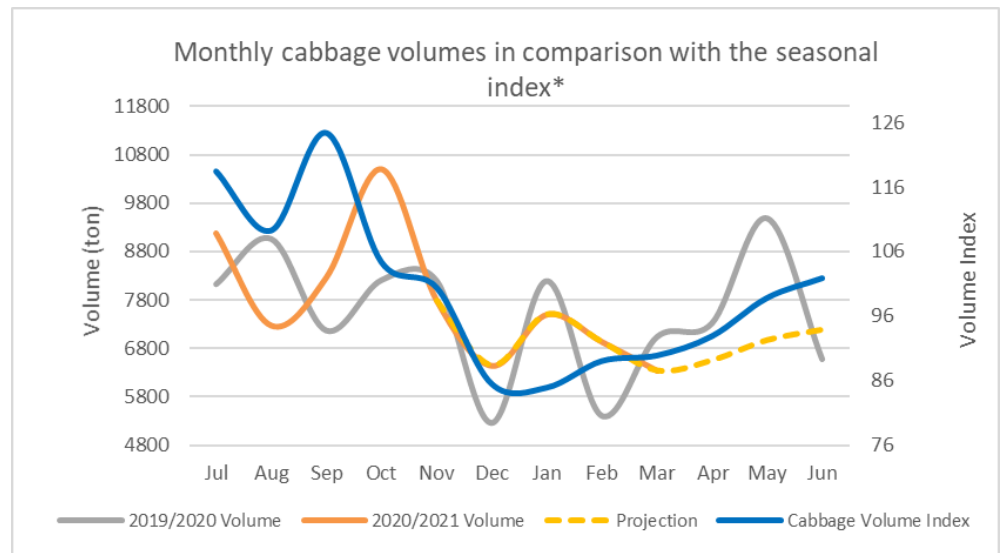
The volumes decreased by -1.9% this week, compared to the previous week's decrease of 5.5%. The month-on-month volume decreased by -16.6% this week, in comparison with the previous week's decrease of -17.4%. The cabbage price decreased by -3.5% this week against the previous week's increase of 7.4%. The month-on-month price increased by 25% this week, compared to the previous week's slightly higher increase of 26.8%.

Local market

Weekly cabbage volumes and prices

	Volume (ton)	Price (R/ton)
Week ended 9 April	1 333	R4,254
w/w	-1.9%	-3.5%
m/m	-16.6%	25.0%
y/y	-25.5%	17.4%

Outlook



*Jan 2000 to Mar 2021

Carrot: Market trends

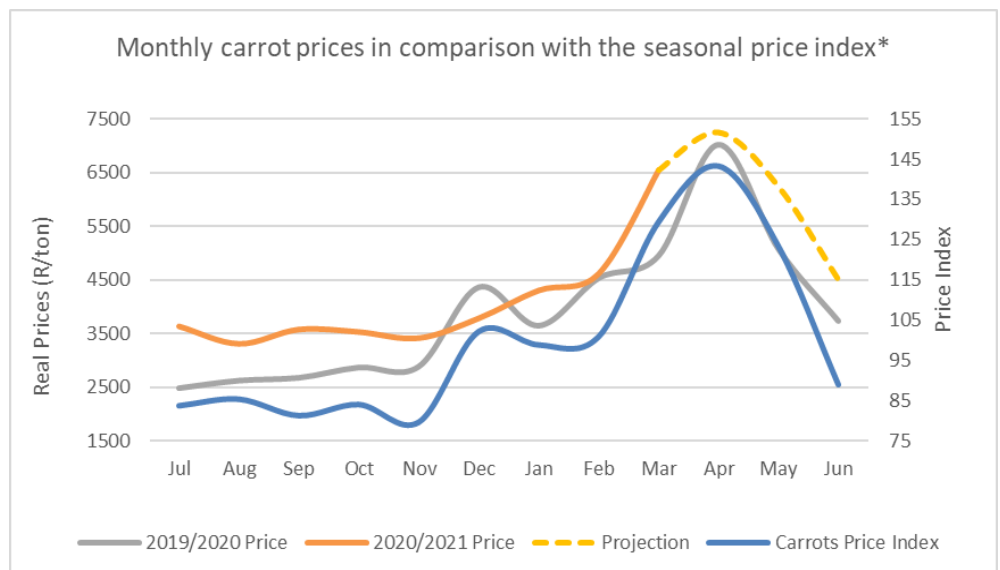
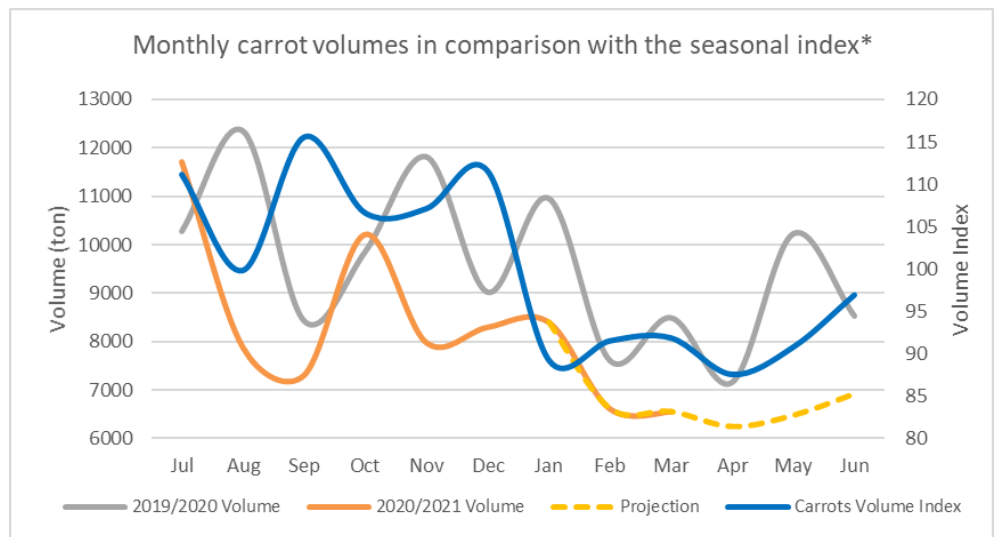
The carrot volume decreased by -21.6% this week, in comparison with a strong increase of 58.4% the previous week. This week's month-on-month volume increased by 44.2%, compared to the previous week's lower increase of 30.5%. The price dropped by -3.9% this week against the previous week's increase of 12.1%. The month-on-month price decreased by -9.5% this week, in comparison with the slight increase of 2.9% the previous week.

Local market

Weekly carrot volumes and prices

	Volume (ton)	Price (R/ton)
Week ended 9 April	1 877	R6,023
w/w	-21.6%	-3.9%
m/m	44.2%	-9.5%
y/y	1.2%	-25.6%

Outlook



*Jan 2000 to Mar 2021

Onion: Market trends

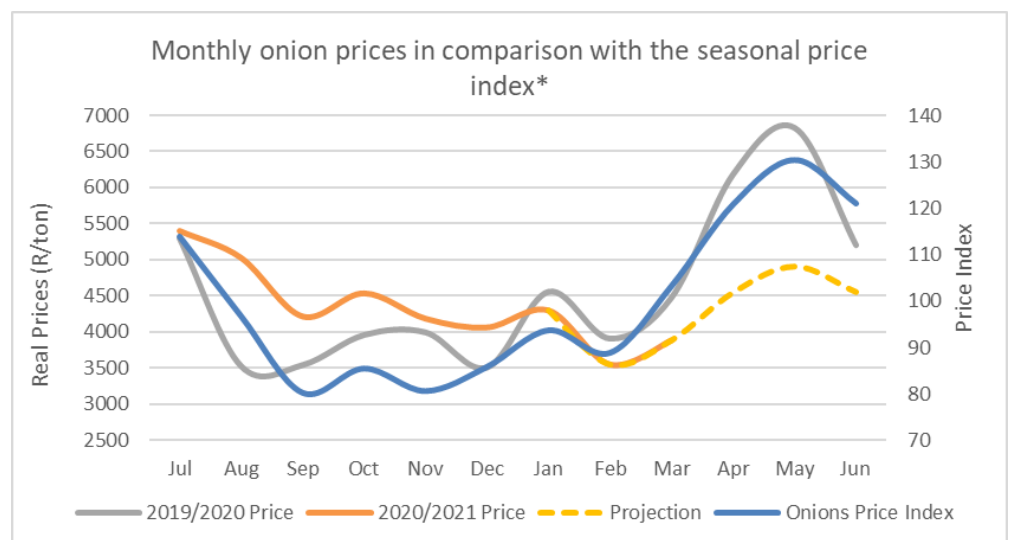
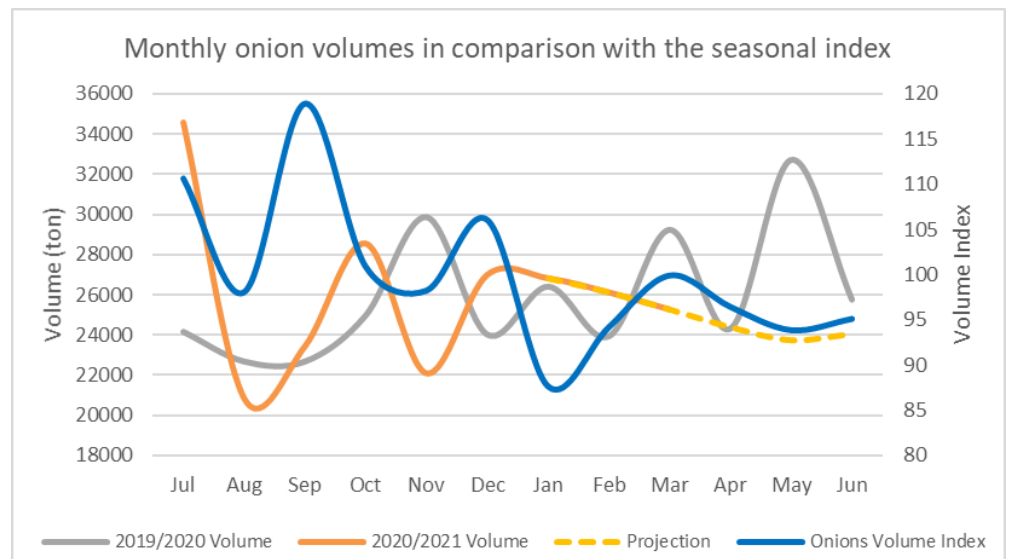
The volume decreased by -18.6% this week against the previous week's increase of 24.2%. The month-on-month volume increased by 15.4% this week on the previous week's unchanged number. The price increased by 8.9% this week, compared to the previous week's 8% increase. The month-on-month price increased by 23.4% this week, which barely changed from the previous week's increase of 23.3%.

Local market

Weekly onion volumes and prices

	Volume (ton)	Price (/ton)
Week ended 9 April	6 411	R4,350
w/w	-18.6%	8.9%
m/m	15.4%	23.4%
y/y	-1.2%	-31.1%

Outlook



*Jan 2000 to Mar 2021

Potato: Market trends

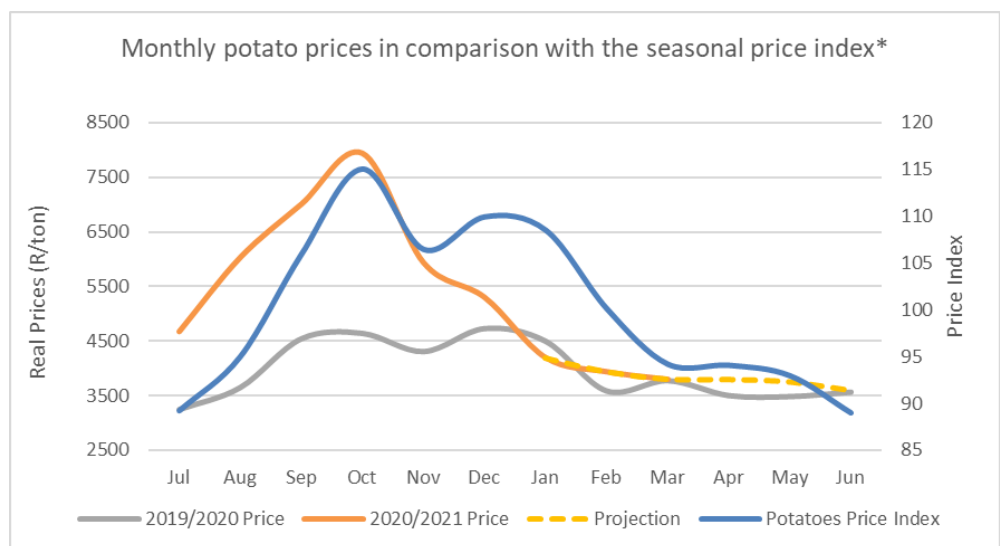
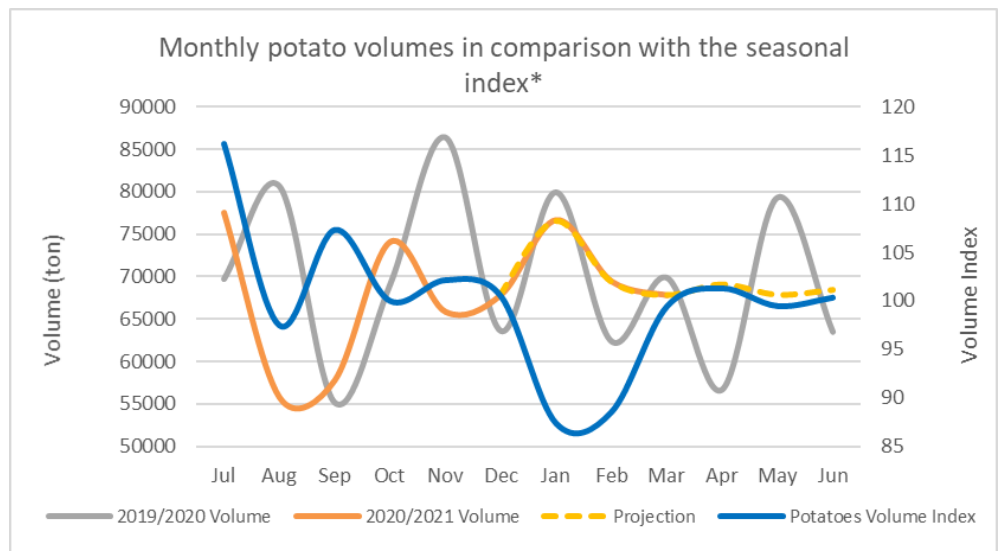
The volume decreased by -10.6% this week, compared to a stronger increase of 13.4%. This week's month-on-month volume decreased by 6% against the previous week's 11%. The price decreased very slightly by -1.1% this week, compared to a strong increase of 30.7% the previous week. The month-on-month price increased by 34.8% this week, against the previous week's increase of 29.7%.

Local market

Weekly potato volumes and prices

	Volume (ton)	Price (R/ton)
Week ended 9 April	15 496	R4,655
w/w	-10.6%	-1.1%
m/m	-6.0%	34.8%
y/y	14.5%	30.1%

Outlook



*Jan 2000 to Mar 2021

Tomato: Market trends

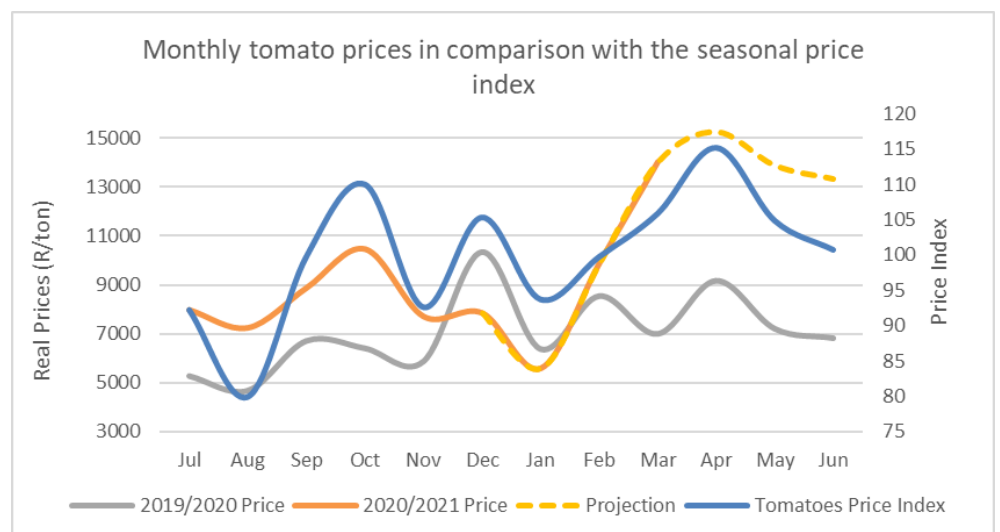
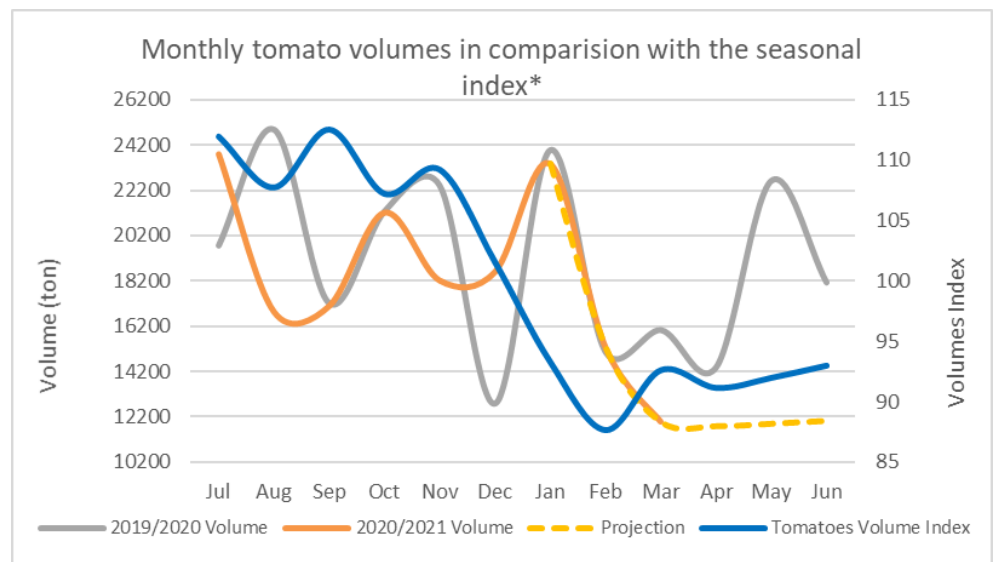
The volumes decreased by -16.3% this week, compared to the previous week's decrease of -12.6%. The month-on-month volume decreased by -5.6% this week against a stronger decrease of -20% the previous week. The price increased by 19.1% this week, in comparison with the previous week's increase of 26.2%. The month-on-month price increased by 33.1% this week, compared to a strong increase of 42% the previous week.

Local market

Weekly tomato volumes and prices

	Volume (ton)	Price (R/ton)
Week ended 9 April	2 230	R19,440
w/w	-16.3%	19.1%
m/m	-5.6%	33.1%
y/y	-33.0%	92.5%

Outlook



*Jan 2000 to Mar 2021