



Fresh produce market trends

Retail Business Banking



Fresh produce demand expected to drop

Cabbage prices dipped to between R40 and R60 per bag. Lower prices was as a result of poorer quality, combined with weak mid-month demand. Broken carrots sold at R20 to R30 per 10kg bag, medium carrots at R30 to R40 per 10kg bag and large carrots at R40 to R50 for a 10kg bag. Carrot market stakeholders are also reporting that volumes are moving slow. Potato prices have dropped slightly on the back of increased volumes. It is also reported that the quality of potatoes have improved. At this time of the year, potatoes are sourced from the Eastern and Western Free State. Onions have come from the Western and Northern Cape and market stakeholders noted steady demand and good quality. Tomato prices are still strong on the back of firm demand and constrained volumes. The upcoming school holidays may also affect and bring about lower demand over the next couple of weeks.

Retail and Business Banking
AgriBusiness
19 April 2021

Abrie Rautenbach
+27 11 350 3327
Abrie.Rautenbach@absa.africa

Olga de Freitas
+27 11 846 1569
Olga.defreitas@absa.co.za

<https://www.absa.co.za/business/sector-solutions/agribusiness/agri-smart-insights/>

Accessor

Fresh Produce Market Report

Cabbage: Market trends

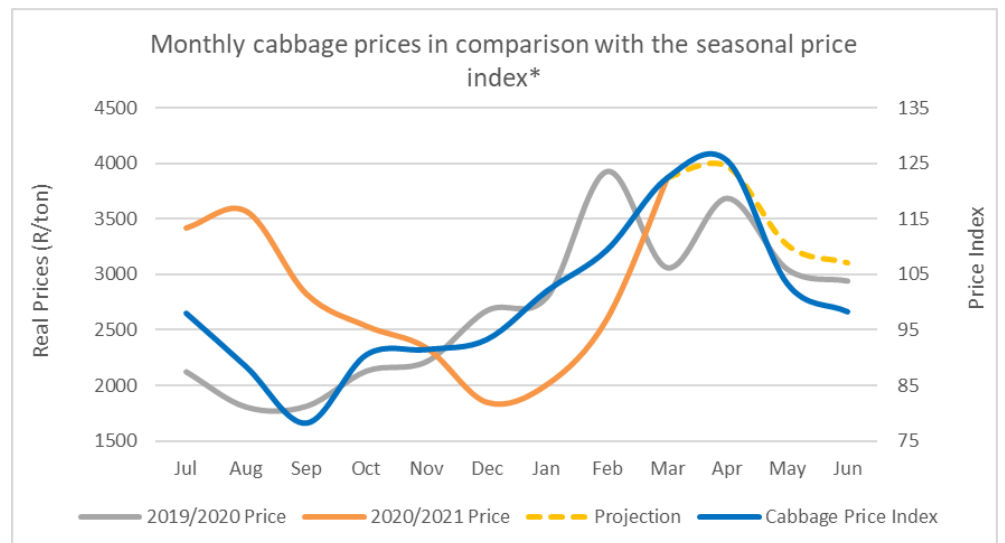
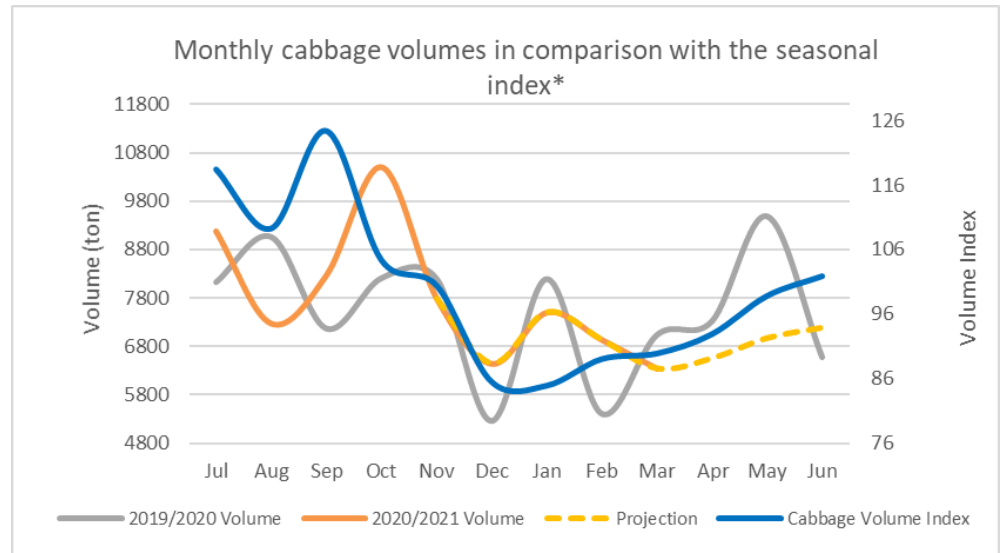
The cabbage volumes have increased by 12.1% this week, compared to the previous week's slight decrease of -1.9%. The month-on-month volume dropped by -17.2% this week against the previous week's decrease of -16.6%. The price decreased by -15% this week, in comparison with the previous week's decrease of -3.5%. The month-on-month price increased by 13.4% this week against a 25% increase the previous week.

Local market

Weekly cabbage volumes and prices

	Volume (ton)	Price (R/ton)
Week ended 16 April	1 495	R3,614
w/w	12.1%	-15.0%
m/m	-17.2%	13.4%
y/y	-14.5%	2.0%

Outlook



*Jan 2000 to Mar 2021

Carrot: Market trends

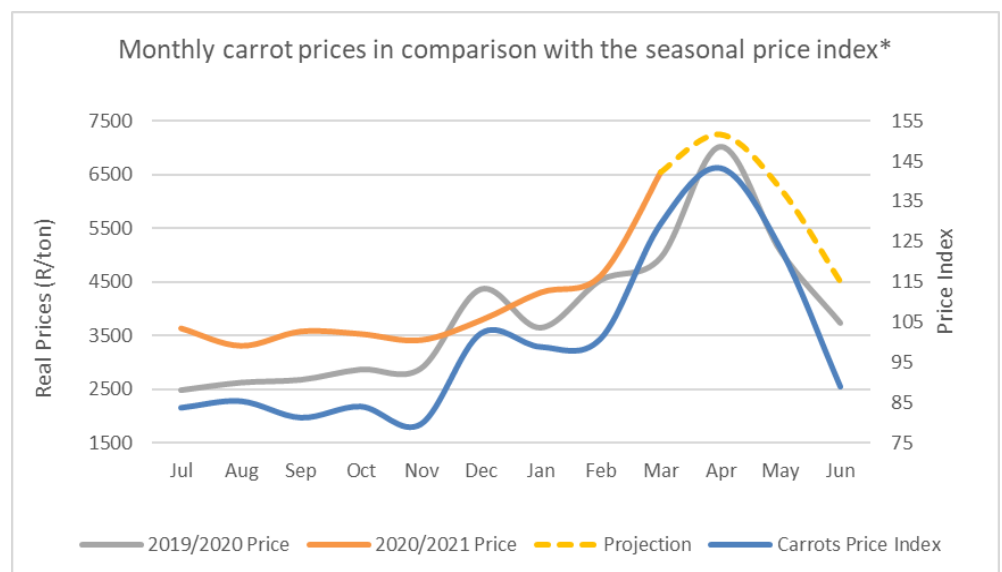
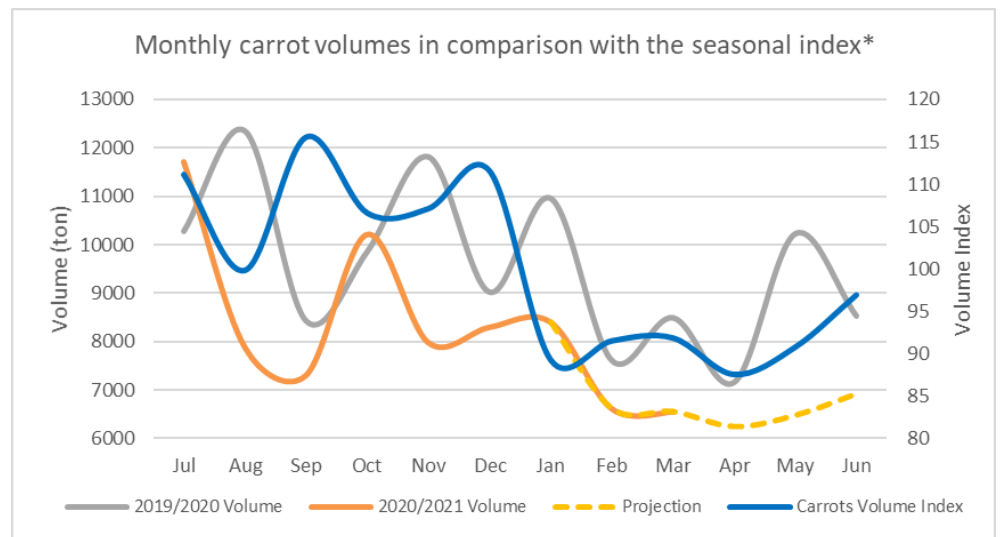
The carrot volume increased by 5.3% this week, compared to the previous week's decrease of -21.6%. The month-on-month volume increased by 3.6% this week against a strong increase of 44.2% the previous week. The price decreased by -16.4% this week, in comparison with the previous week's lower decrease of -3.9%. The month-on-month price decreased by -10.5% this week, compared to the previous week's decrease of -9.5%.

Local market

Weekly carrot volumes and prices

	Volume (ton)	Price (R/ton)
Week ended 16 April	1 977	R5,037
w/w	5.3%	-16.4%
m/m	3.6%	-10.5%
y/y	40.4%	-25.1%

Outlook



*Jan 2000 to Mar 2021

Onion: Market trends

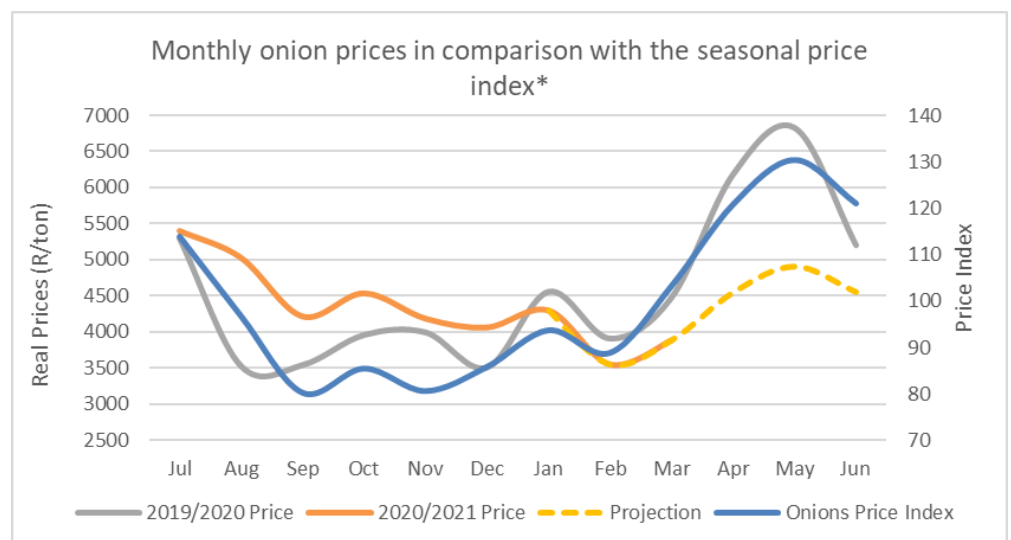
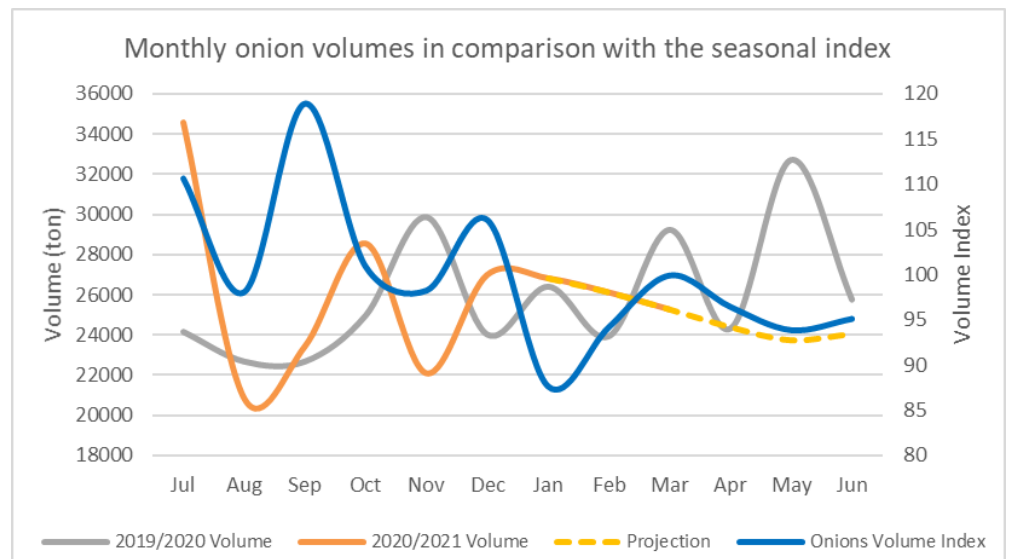
The volume decreased by -4.5% this week, compared to the previous week's higher decrease of -18.6%. The month-on-month volume increased by 11% this week against the previous week's increase of 15.4%. The price dropped very slightly by -0.6% this week, in comparison with the previous week's increase of 8.9%. The month-on-month price increased by 14.9% this week, compared to the previous week's increase of 23.4%.

Local market

Weekly onion volumes and prices

	Volume (ton)	Price (/ton)
Week ended 16 April	6 123	R4,325
w/w	-4.5%	-0.6%
m/m	11.0%	14.9%
y/y	29.6%	-27.4%

Outlook



*Jan 2000 to Mar 2021

Potato: Market trends

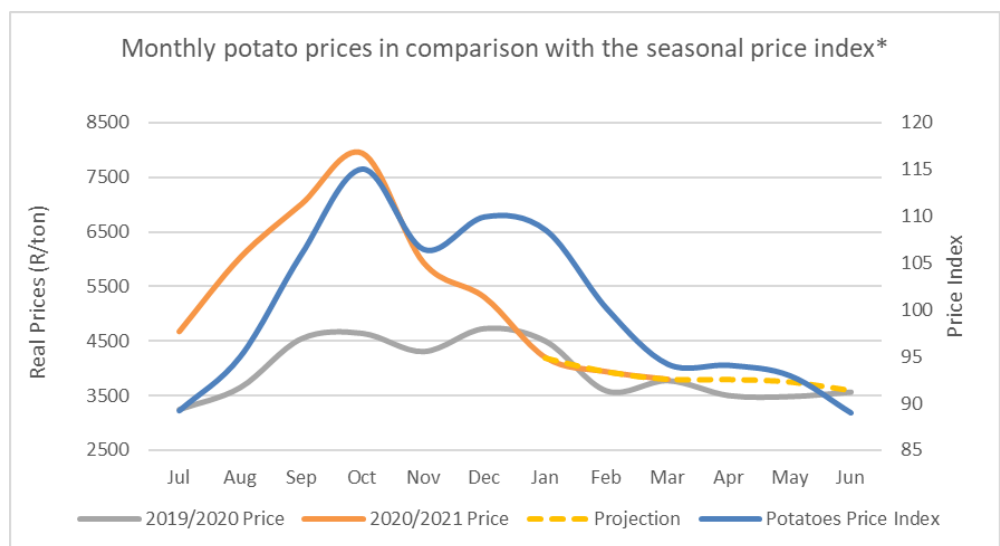
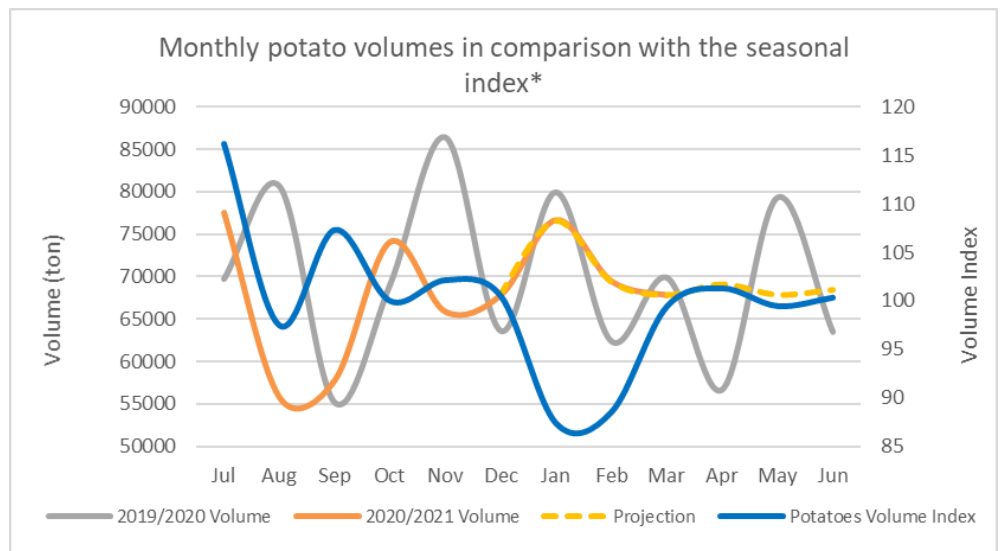
The potato volumes increased by 6% this week, compared to the previous week's decrease of -10.6%. The month-on-month volume decreased very slightly by -0.4% this week, in comparison with the previous week's decrease of -6%. The price dropped by -10.5% this week against a lower -1.1% decrease the previous week. The month-on-month price increased by 29.7% this week, compared to the previous week's increase of 34.8%.

Local market

Weekly potato volumes and prices

	Volume (ton)	Price (R/ton)
Week ended 16 April	16 420	R4,168
w/w	6.0%	-10.5%
m/m	-0.4%	29.7%
y/y	45.8%	35.4%

Outlook



*Jan 2000 to Mar 2021

Tomato: Market trends

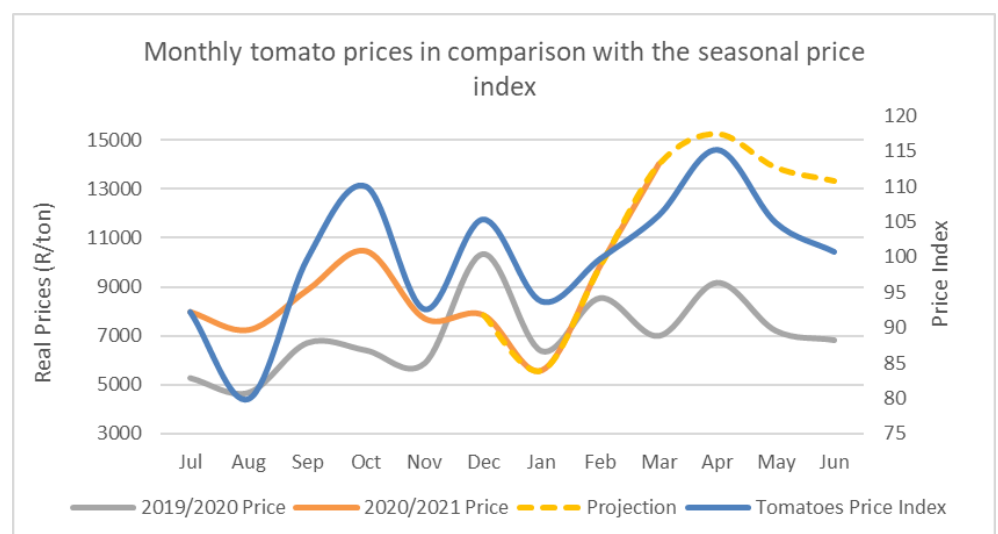
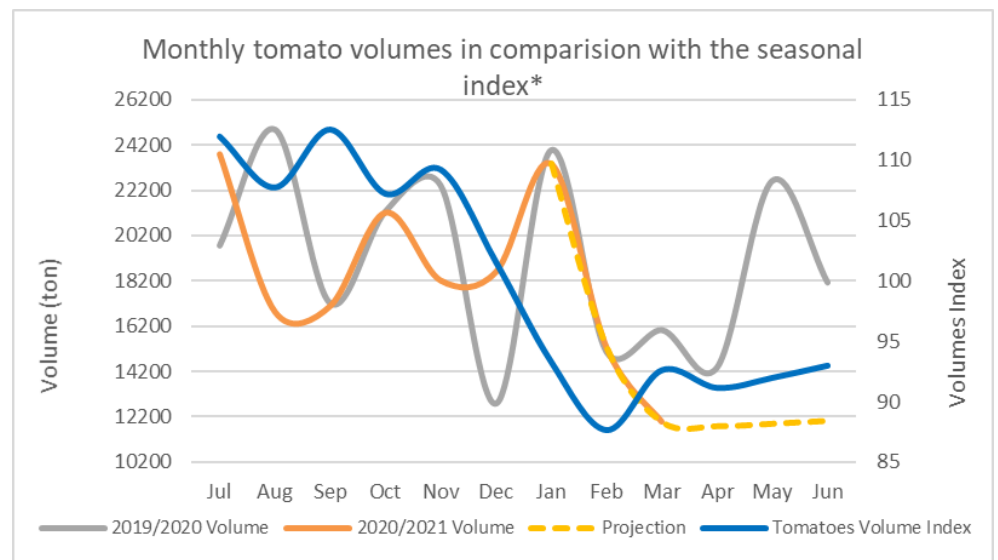
The tomato volumes increased by 12.4% this week, compared to the previous week's decrease of -16.3%. The month-on-month volume decreased by -22.2% this week against a decrease of -5.6% the previous week. The price increased very slightly by 0.3% this week, compared to the previous week's increase of 19.1%. The month-on-month price increased strongly by 58.5% this week, in comparison with the previous week's increase of 33.1%.

Local market

Weekly tomato volumes and prices

	Volume (ton)	Price (R/ton)
Week ended 16 April	2 507	R19,491
w/w	12.4%	0.3%
m/m	-22.2%	58.5%
y/y	-20.5%	114.3%

Outlook



*Jan 2000 to Mar 2021