



Fresh produce market trends

Retail Business Banking



Demand across fresh produce was unexpectedly strong

Cabbage prices were at R70 to R80 a bag, with market stakeholders reporting poor quality, especially at the Tshwane market. The better-quality cabbage sold at R90 a bag. Carrots sold between R60 to R70 per 10kg. The potato volumes and pricing have remained steady, quality has been good and consumer demand has been positive. Western Cape onion quality has been good, and the demand strong. Tomato volumes have increased, and prices have dropped substantially compared to last week. Tomato prices are however still around 103% higher compared to the corresponding time last year. There is currently a mix of good and poorer quality of tomatoes from various areas. The middle month demand was unexpectedly good.

Retail and Business Banking
AgriBusiness
26 April 2021

Abrie Rautenbach
+27 11 350 3327
Abrie.Rautenbach@absa.africa

Olga de Freitas
+27 11 846 1569
Olga.defreitas@absa.co.za

<https://www.absa.co.za/business/sector-solutions/agribusiness/agri-smart-insights/>

Accessor

Fresh Produce Market Report

Cabbage: Market trends

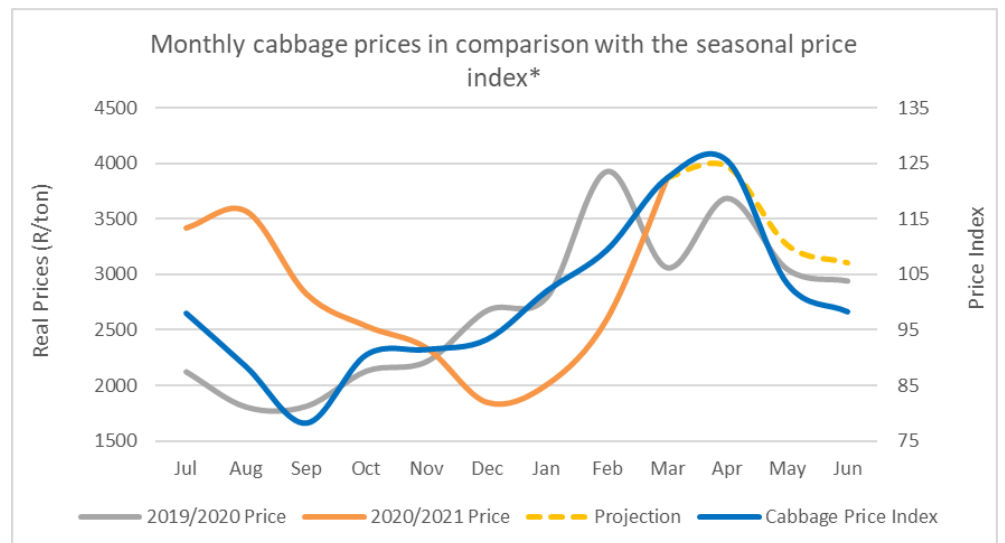
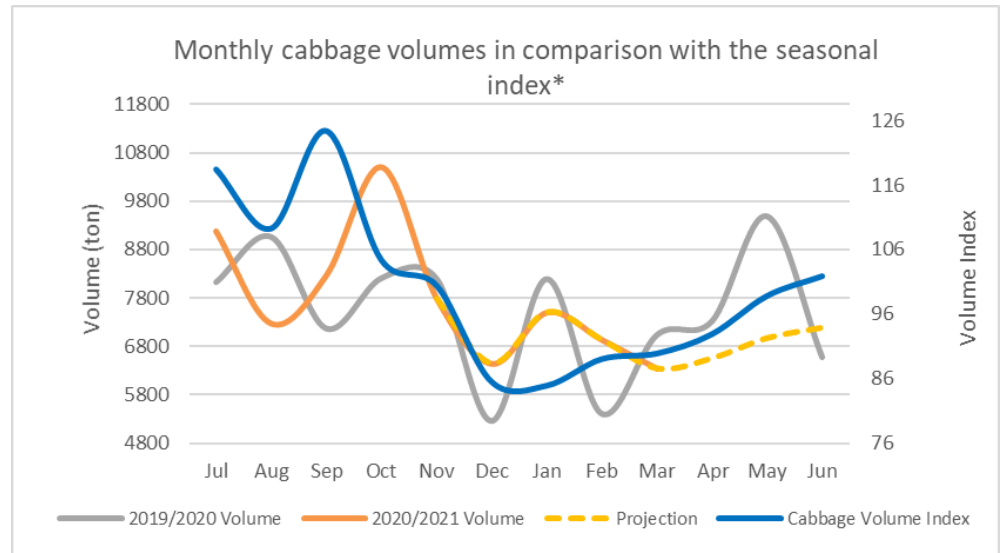
Cabbage volumes increased by 10.8% this week, compared to an increase of 12.1% the previous week. The month on month volume this week increased by 28.6% in comparison to the previous weeks decrease of -17.2%. The price this week decreased by -12.3%, compared to the previous weeks decrease of -15%. The month on month price this week decreased by -22.7%, against the previous weeks increase of 13.4%.

Local market

Weekly cabbage volumes and prices

	Volume (ton)	Price (R/ton)
Week ended 23 April	1 656	R3,171
w/w	10.8%	-12.3%
m/m	28.6%	-22.7%
y/y	-19.3%	1.3%

Outlook



*Jan 2000 to Mar 2021

Carrot: Market trends

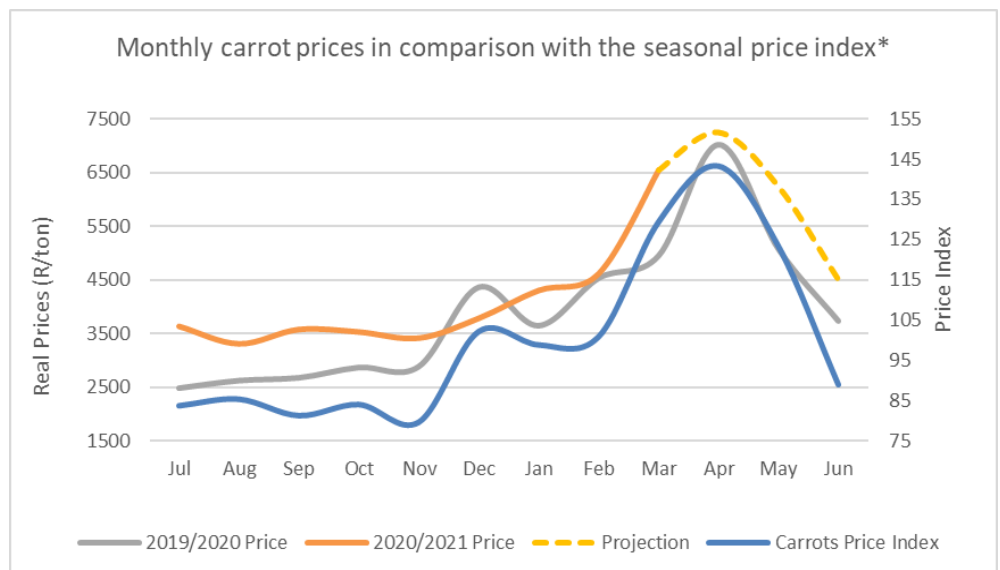
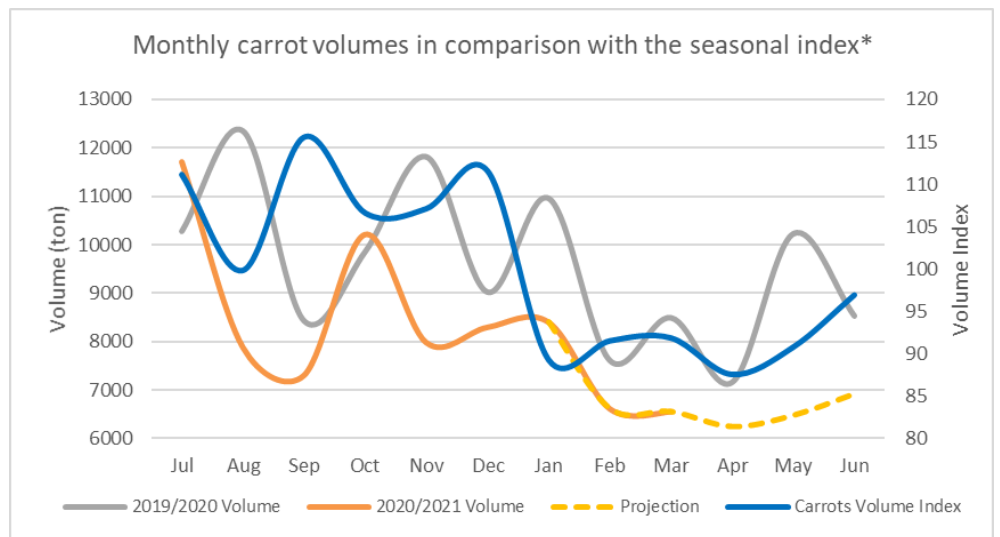
The carrot volumes this week increased very slightly by 0.5%, compared to the previous weeks low increase of 5.3%. The volumes month on month this week increased strongly by 31.3% against a lower increase of 3.6% the previous week. The price this week decreased by -13.4%, compared to the previous weeks -16.4% decrease. The price month on month this week decreased by 22%, in comparison to the -10.5% decrease the previous week.

Local market

Weekly carrot volumes and prices

	Volume (ton)	Price (R/ton)
Week ended 23 April	1 986	R4,361
w/w	0.5%	-13.4%
m/m	31.3%	-22.0%
y/y	3.4%	-20.6%

Outlook



*Jan 2000 to Mar 2021

Onion: Market trends

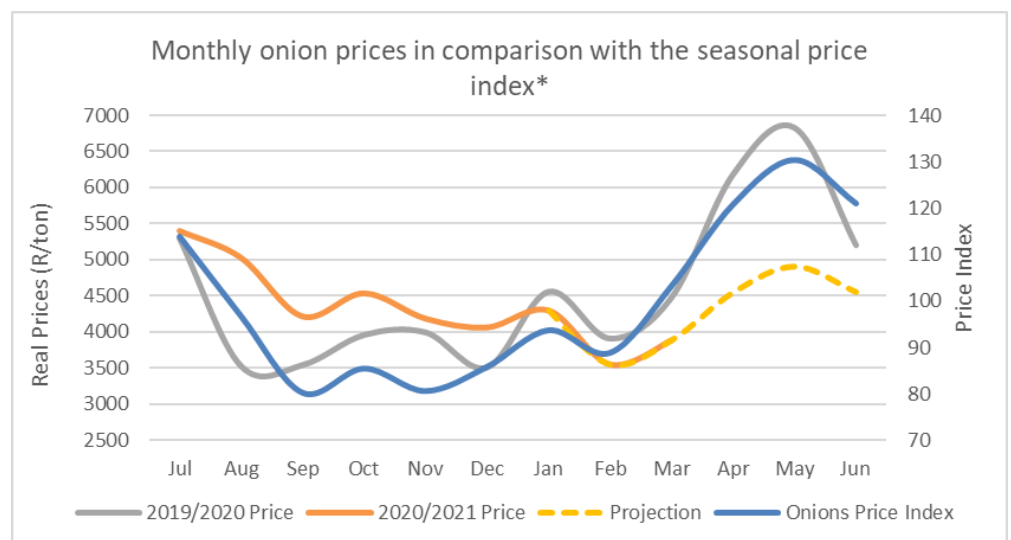
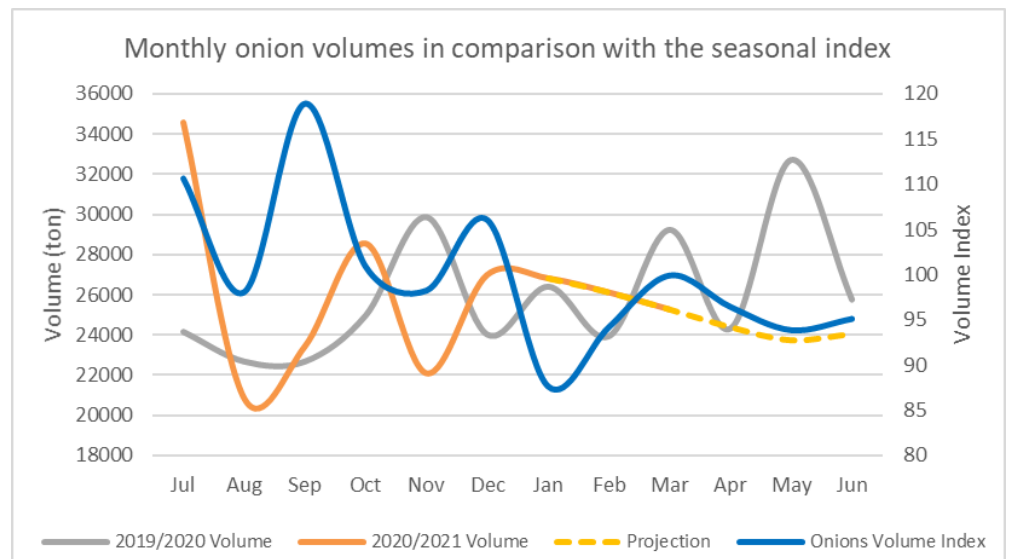
Onion volumes this week decreased very slightly by -0.2%, compared to the previous weeks low decrease of -4.5%. The volume month on month this week decreased by -3.6% against the previous weeks increase of 11%. The price this week decreased by -6.7%, in comparison to the previous weeks lower decrease of -0.6%. The month on month price this week increased by 9.1%, compared to the previous weeks increase of 14.9%

Local market

Weekly onion volumes and prices

	Volume (ton)	Price (/ton)
Week ended 23 April	6 110	R4,034
w/w	-0.2%	-6.7%
m/m	-3.6%	9.1%
y/y	-6.9%	-29.3%

Outlook



*Jan 2000 to Mar 2021

Potato: Market trends

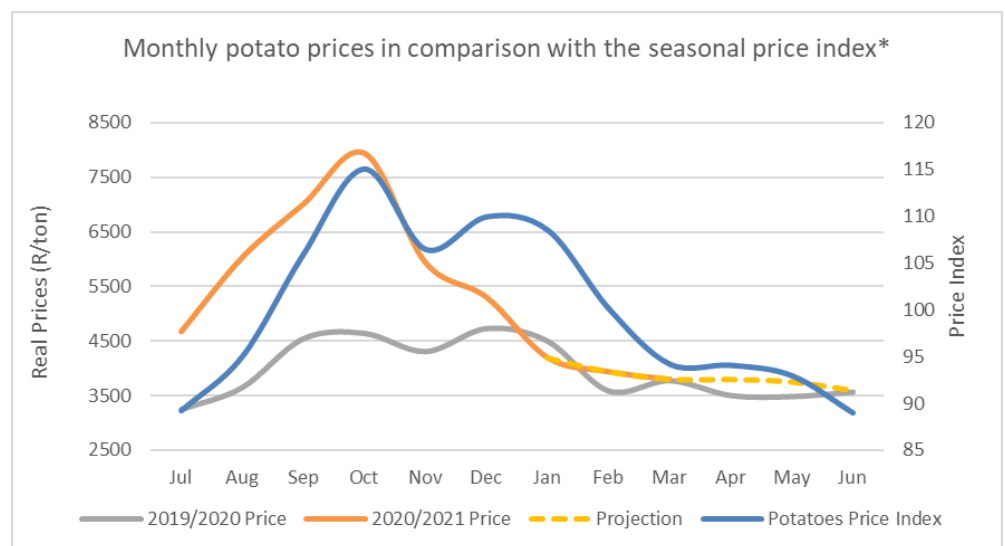
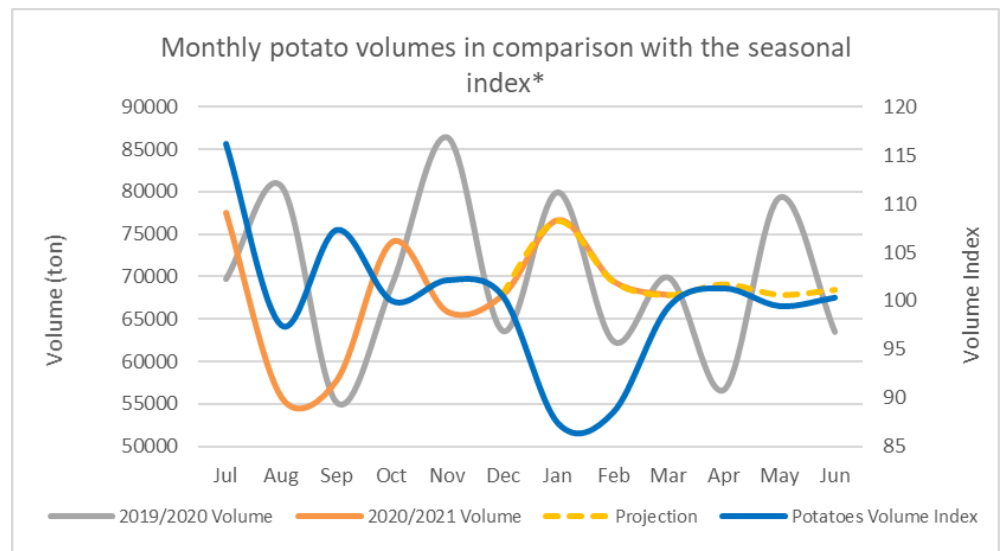
The volume this week decreased very slightly by -0.4%, compared to the previous weeks increase of 6%. The month on month volume this week increased by 6.9%, against a low decrease of -0.4% the previous week. The price this week decreased by -7%, in comparison to the previous weeks decrease of -10.5%. The price month on month increased this week by 7.6%, against a stronger increase of 29.7% the previous week.

Local market

Weekly potato volumes and prices

	Volume (ton)	Price (R/ton)
Week ended 23 April	16 352	R3,877
w/w	-0.4%	-7.0%
m/m	6.9%	7.6%
y/y	9.4%	28.4%

Outlook



*Jan 2000 to Mar 2021

Tomato: Market trends

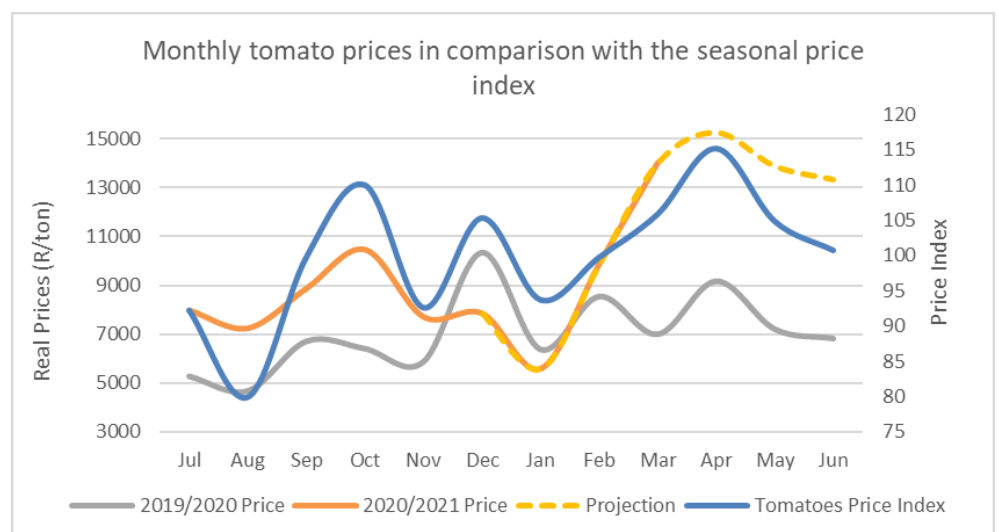
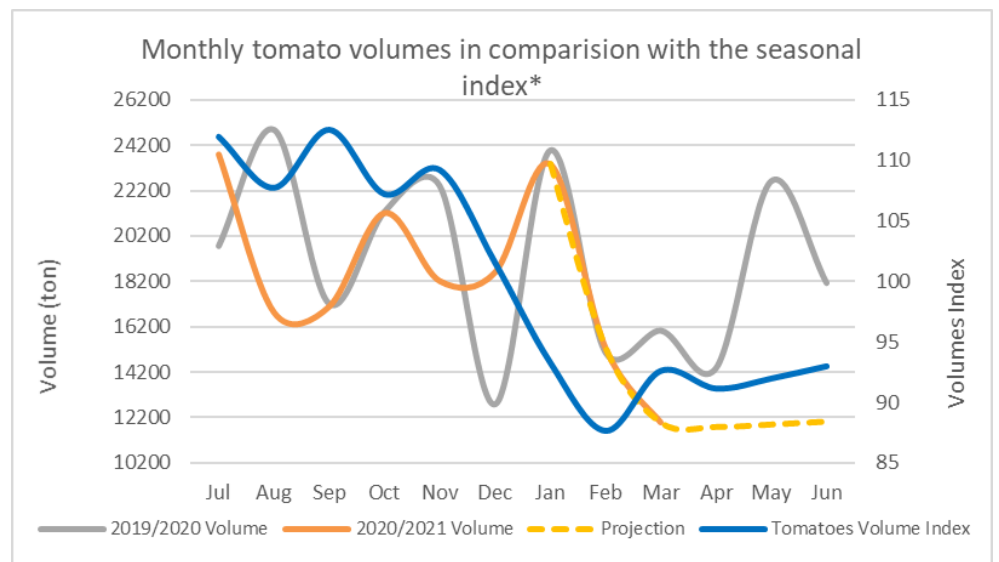
The volume this week increased stronger by 38.5%, compared to a lower increase the previous week of 12.4%. The month on month volume this week increased by 14%, in comparison to the previous weeks decrease of -22.2%. The price this week decreased by -34.2%, compared to the previous weeks low increase of 0.3%. The price month on month this week decreased very slightly by -0.8% against a very strong increase of 58.5% the previous week.

Local market

Weekly tomato volumes and prices

	Volume (ton)	Price (R/ton)
Week ended 23 April	3 472	R12,832
w/w	38.5%	-34.2%
m/m	14.0%	-0.8%
y/y	-21.0%	102.7%

Outlook



*Jan 2000 to Mar 2021