



Fresh produce market trends

Retail Business Banking



Tomatoes reigned supreme this Easter

Carrot demand was strong with prices around R10 per kg and good volumes coming in from the Christiana area. Easter demand for carrots this year was, however, lower than the previous year. Consumer demand for red and coloured tomatoes was strong, but volumes have been low with a mix of good and poor-quality produce. Prices were high, ranging between R20 and R30 per kg and R180 per box. This amounts to an estimated R6 per tomato. The potato price increased slightly, with bigger demand before the Easter weekend. Potatoes are currently being sourced from the Eastern and Western Free State. A shortage of cabbage is being experienced, with prices estimated at R70 to R90 per bag with good quality. Quality improved across all vegetables on the back of drier conditions and prices are high.

Retail and Business Banking
AgriBusiness
6 April 2021

Abrie Rautenbach
+27 11 350 3327
Abrie.Rautenbach@absa.africa

Olga de Freitas
+27 11 846 1569
Olga.defreitas@absa.co.za

<https://www.absa.co.za/business/sector-solutions/agribusiness/agri-smart-insights/>

Accessor

Fresh Produce Market Report

Cabbage: Market trends

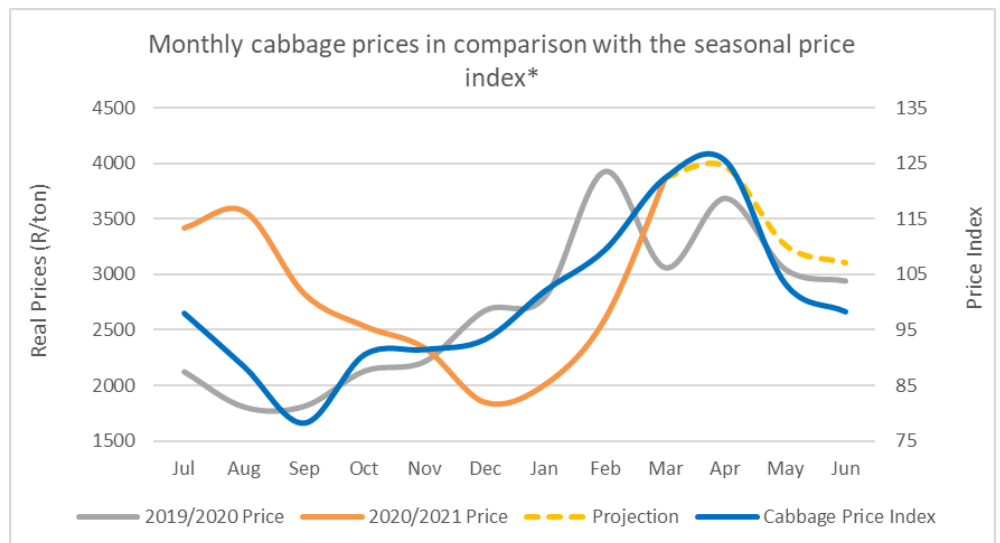
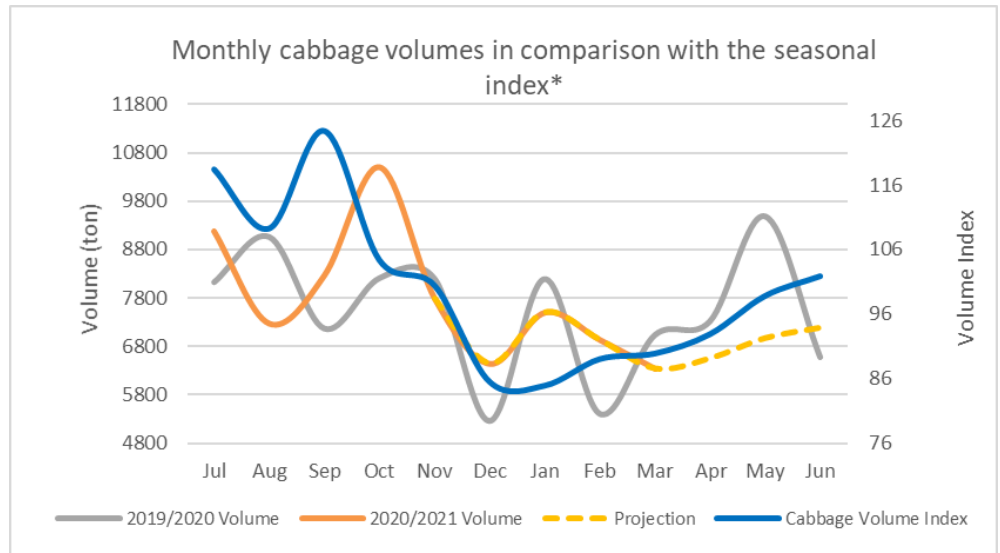
The cabbage volume increased by 5.5% this week, compared to the previous week's drop of -28.7%. This week's month on month volume decreased by -17.4%, in comparison with a similar drop of -16.2% the previous week. The price increased by 7.4% this week against a stronger increase of 28.7% the previous week. The month-on-month price increased by 26.8% this week, compared to a higher price increase of 58% the previous week.

Local market

Weekly cabbage volumes and prices

	Volume (ton)	Price (R/ton)
Week ended 2 April	1 359	R4 407
w/w	5.5%	7.4%
m/m	-17.4%	26.8%
y/y	-20.9%	15.7%

Outlook



*Jan 2000 to Mar 2021

Carrot: Market trends

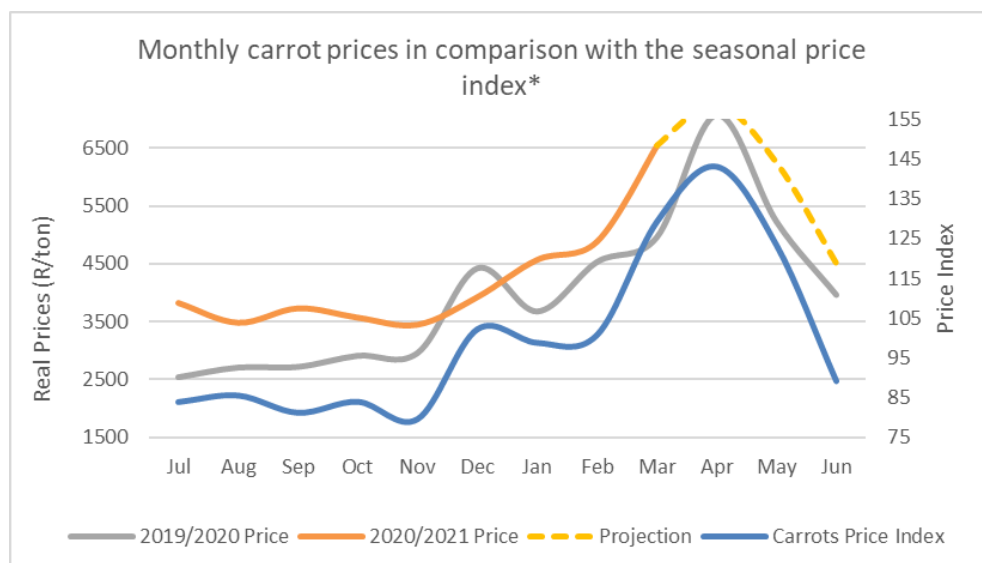
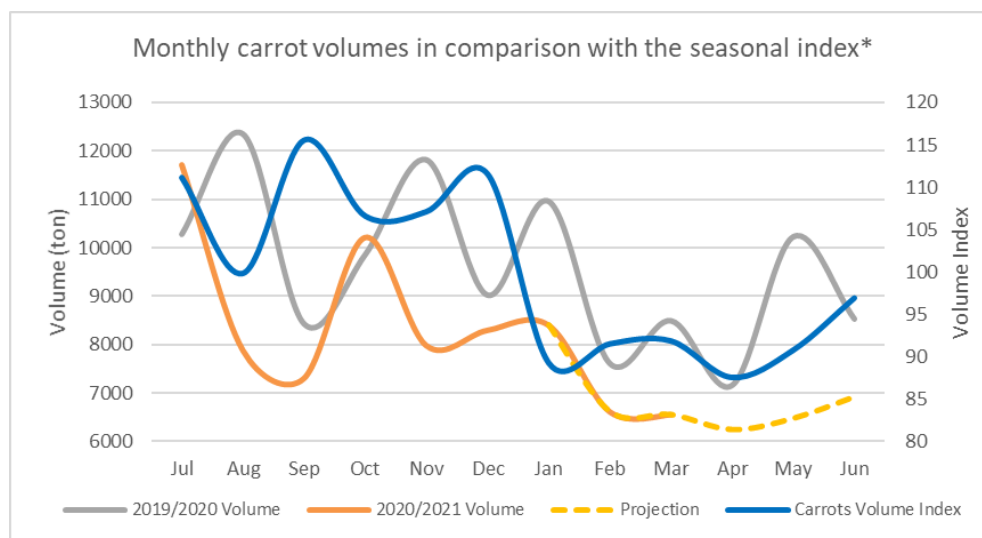
The volumes increased by a strong 58.4% this week, compared to a decrease of -20.7% the previous week. The month-on-month volume increased by 30.5% this week and decreased by -18.6% the previous week. The price increased by 12.1% this week, compared to a low decrease of 0.7% the previous week. The month-on-month price increased slightly by 2.9% this week against a stronger increase of 43.1% the previous week.

Local market

Weekly carrot volumes and prices

	Volume (ton)	Price (R/ton)
Week ended 2 April	2 396	R6 271
w/w	58.4%	12.1%
m/m	30.5%	2.9%
y/y	21.8%	-8.1%

Outlook



*Jan 2000 to Mar 2021

Onion: Market trends

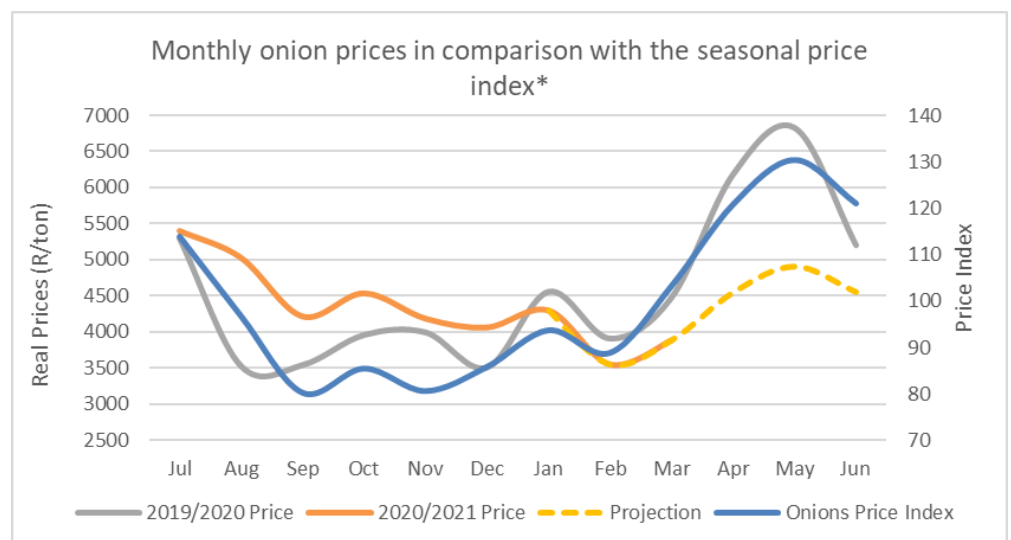
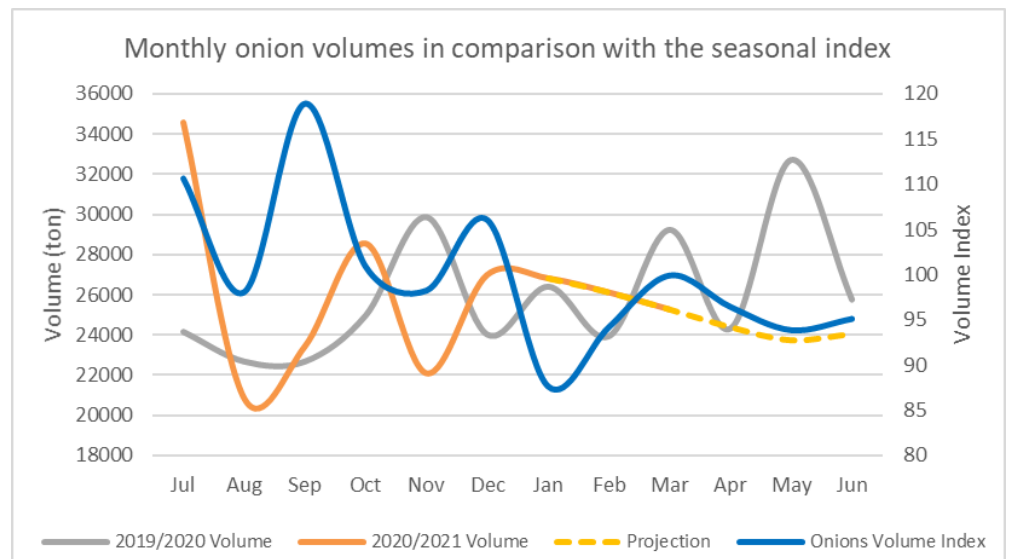
The onion volume increased by 24.2% this week, compared to the previous week's increase of 15%. This week's month-on-month volume remains unchanged, compared to the previous week's increase of 2.9%. The price increased by 8% this week, in comparison with the slight decrease of -1.8% the previous week. The month-on-month price increased by 23.3% this week against the previous week's increase of 24.9%

Local market

Weekly onion volumes and prices

	Volume (ton)	Price (/ton)
Week ended 2 April	7 874	R3 993
w/w	24.2%	8.0%
m/m	0.0%	23.3%
y/y	20.5%	-29.9%

Outlook



*Jan 2000 to Mar 2021

Potato: Market trends

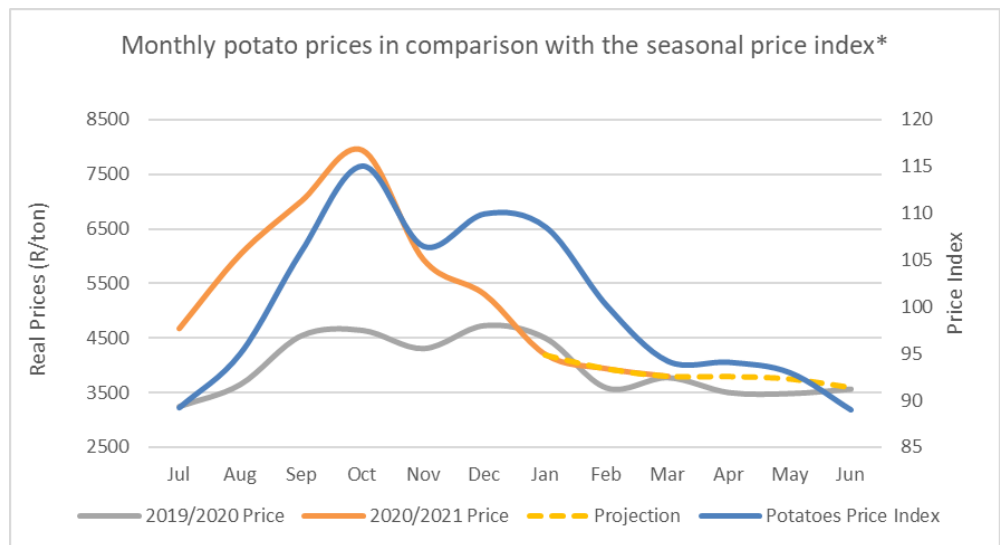
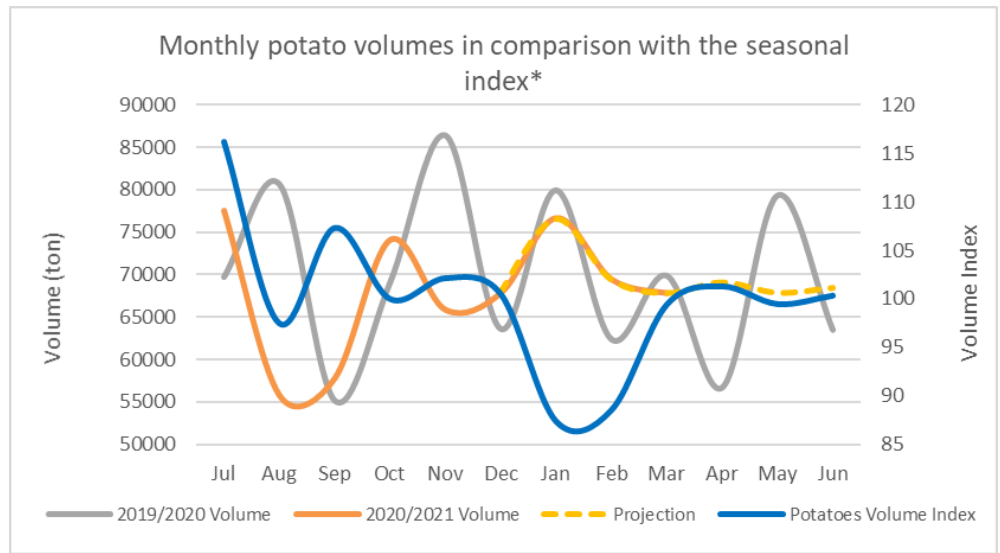
The potato volume increased by 13.4% this week, compared to the previous week's decrease of -7.2%. The month-on-month volume decreased by -11% this week, in comparison with a -10.7% decrease the previous week. The week-on-week price increased by 30.7% against the previous week's increase of 12.1%. The month-on-month price increased by 29.7% this week, in comparison with the previous week's increase of 15.5%.

Local market

Weekly potato volumes and prices

	Volume (ton)	Price (R/ton)
Week ended 2 April	17 341	R4 708
w/w	13.4%	30.7%
m/m	-11.0%	29.7%
y/y	2.2%	25.9%

Outlook



*Jan 2000 to Mar 2021

Tomato: Market trends

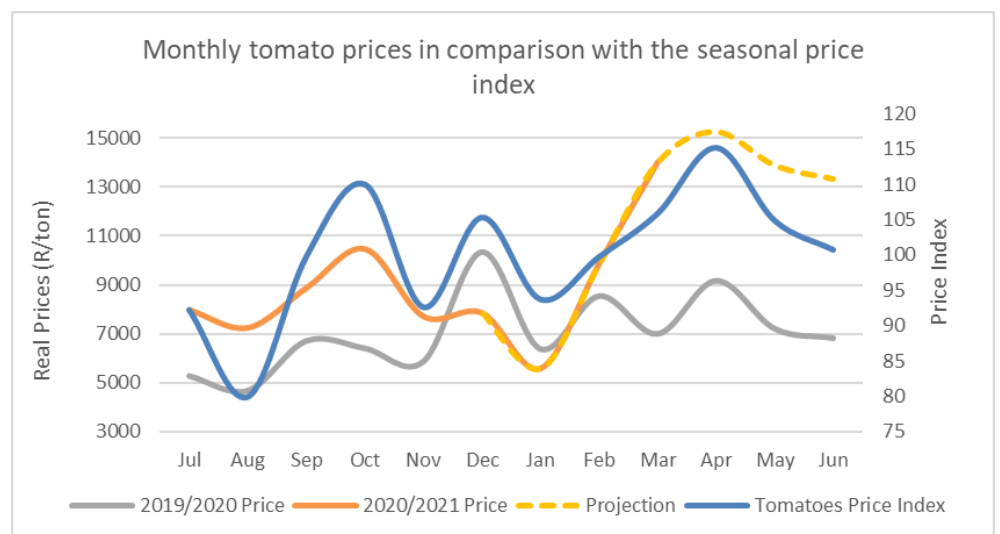
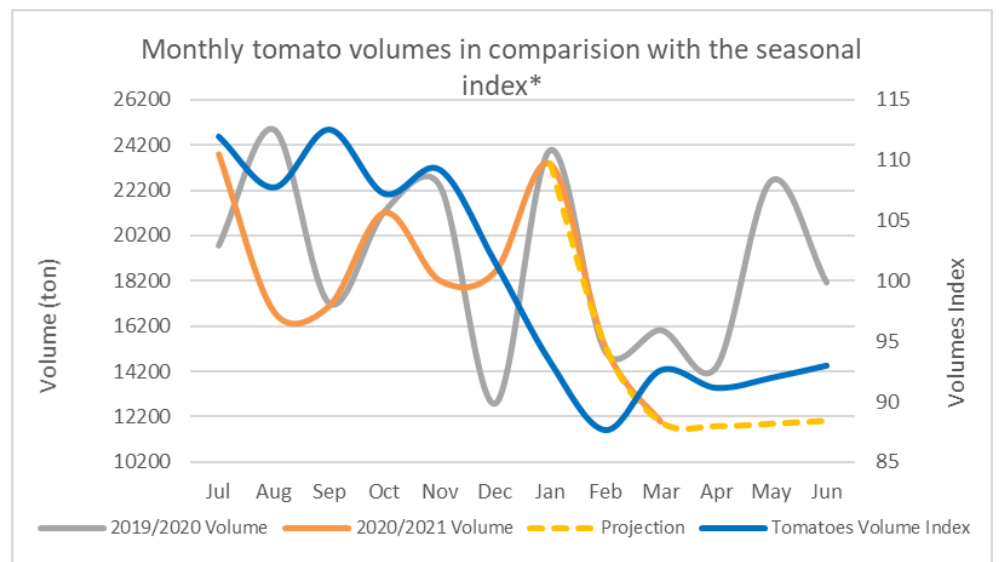
The volume decreased by -12.6% this week, compared to the previous week's decrease of -5.4%. The month-on-month volume decreased by -20% this week, in comparison with the previous week's decrease of 20.5%. The price increased by 26.2% this week, compared to the previous week's 5.2%. The month-on-month price increased strongly by 42% this week against the previous week's increase of 41.2%.

Local market

Weekly tomato volumes and prices

	Volume (ton)	Price (R/ton)
Week ended 2 April	2 663	R16 326
w/w	-12.6%	26.2%
m/m	-20.0%	42.0%
y/y	-24.2%	70.6%

Outlook



*Jan 2000 to Mar 2021