



Fresh produce market trends

Retail and Business Banking



Good supply and good quality, but low demand

Cabbage supply is strong, with prices trading around R120 to R130 per bag on markets in Gauteng. Prices, however dropped as low as R40 a bag by Friday on the back of weak demand. Broken carrots sold between R15 and R20 per 10kg bag. Better quality carrots sold for R60 per 10kg bag. Local onions in the Gauteng region sold at R38 per 10kg, whereas the Cape onion sold for R50 per 10kg, with all regions displaying good quality. The year on year price shows a strong decrease of 45%. Price for potatoes sold at an average of R45 per 10kg bag with quality being good due to cooler weather which assists with shelf life. Demand for the fresh produce has slowed overall which is a typical mid-month occurrence.

Retail and Business Banking
AgriBusiness
10 May 2021

Abrie Rautenbach
+27 11 350 3327
Abrie.Rautenbach@absa.africa

Olga de Freitas
+27 11 846 1569
Olga.defreitas@absa.co.za

<https://www.absa.co.za/business/sector-solutions/agribusiness/agri-smart-insights/>

Accessor

Fresh Produce Market Report

Cabbage: Market Trends

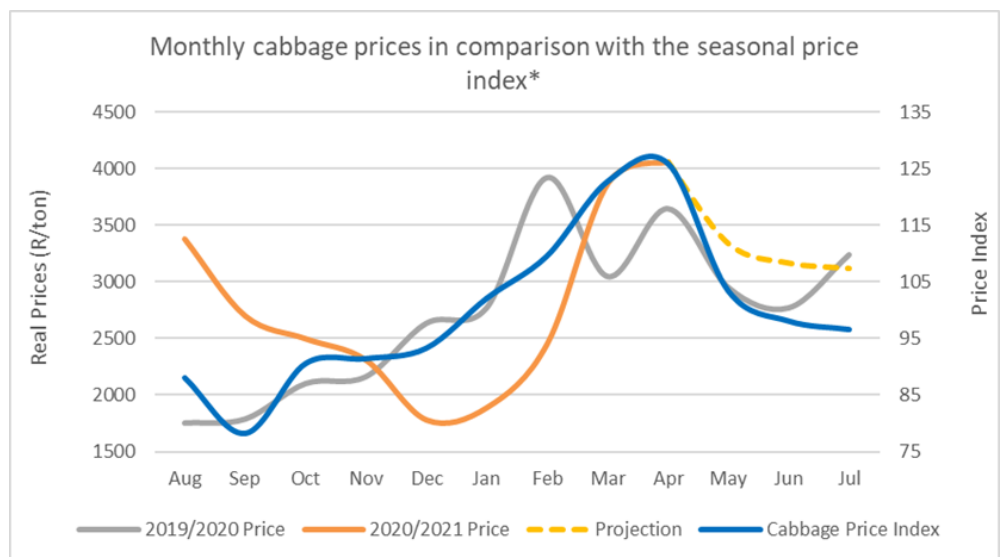
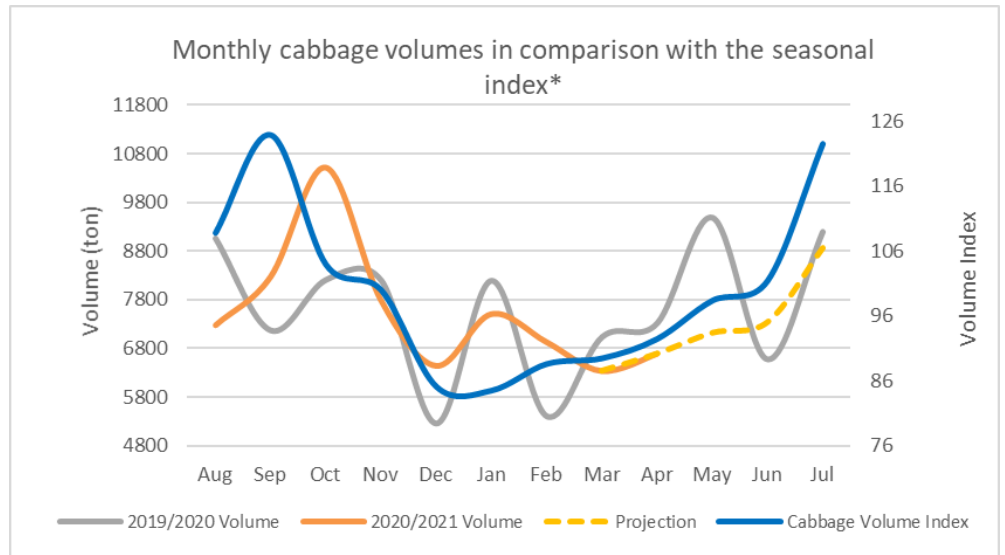
The cabbage volumes this week increased by 17.4%, against a decrease of -17.2% the previous week. The month on month volume this week increased by 20.8%, compared to a very low increase the previous week of 0.9%. The price this week increased by 16.3%, in comparison to the previous weeks increase of 14.3%. The month on month price dropped very slightly by -0.9%, against the previous weeks decrease of -17.8%.

Local Market

Weekly Cabbage Volumes and Prices

	Volume (ton)	Price (R/ton)
Week ended 7 May	1 610	R4,216
w/w	17.4%	16.3%
m/m	20.8%	-0.9%
y/y	-31.4%	30.6%

Outlook



*Jan 2000 - April 2021

Carrot: Market Trends

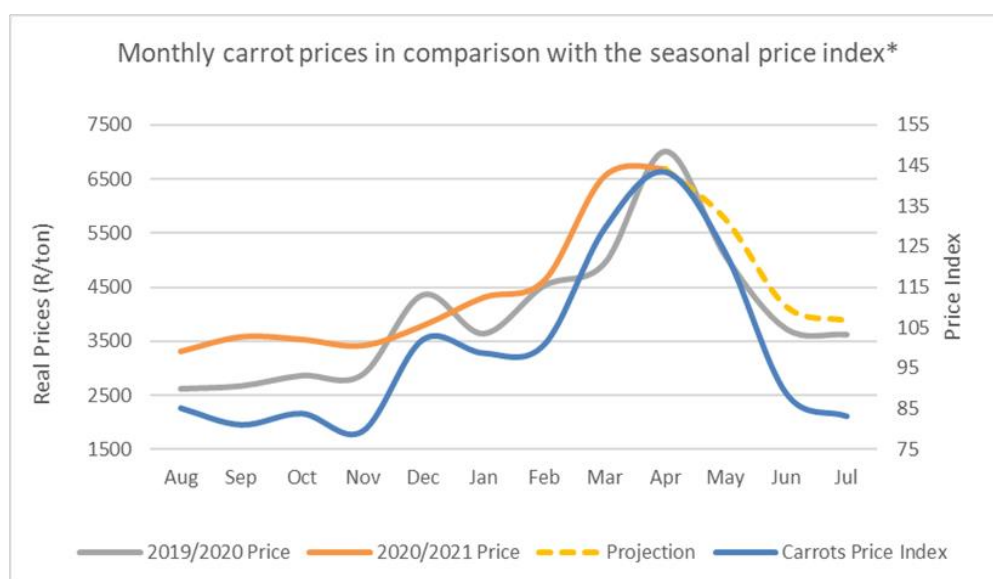
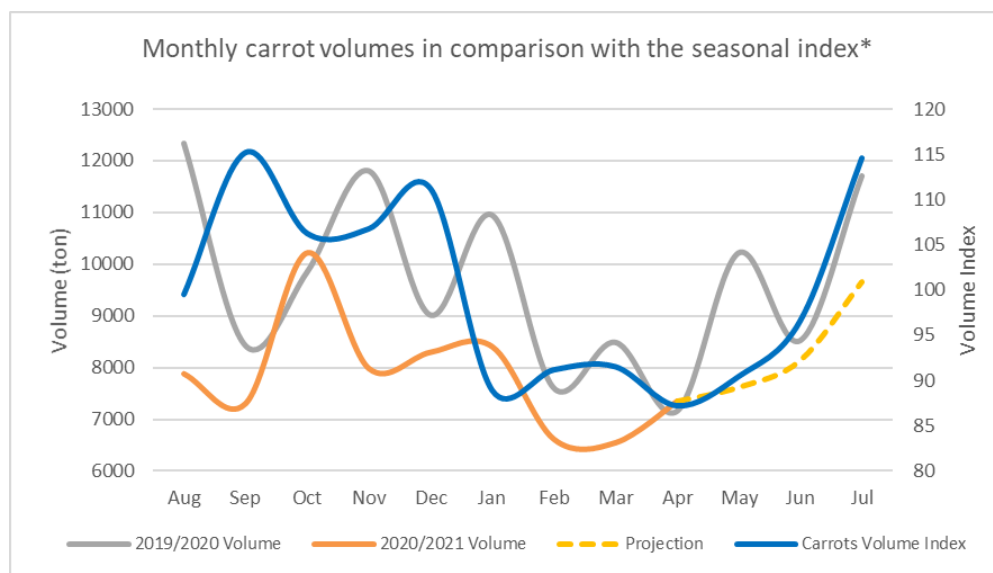
The carrot volumes this week dropped slightly by -3.5%, compared to the previous week's volume increase of 14.1%. The month on month volume this week increased by 16.5%, against the previous weeks decrease of -5.5%. The price this week decreased very slightly by -1.6%, compared to 13% increased the previous week. The price month on month decreased by -19.5%, compared to the decrease of -21.4 the previous week.

Local Market

Weekly Carrot Volumes and Prices

	Volume (ton)	Price (R/ton)
Week ended 7 May	2 186	R4,848
w/w	-3.5%	-1.6%
m/m	16.5%	-19.5%
y/y	7.0%	-18.6%

Outlook



*Jan 2000 - April 2021

Onion: Market Trends

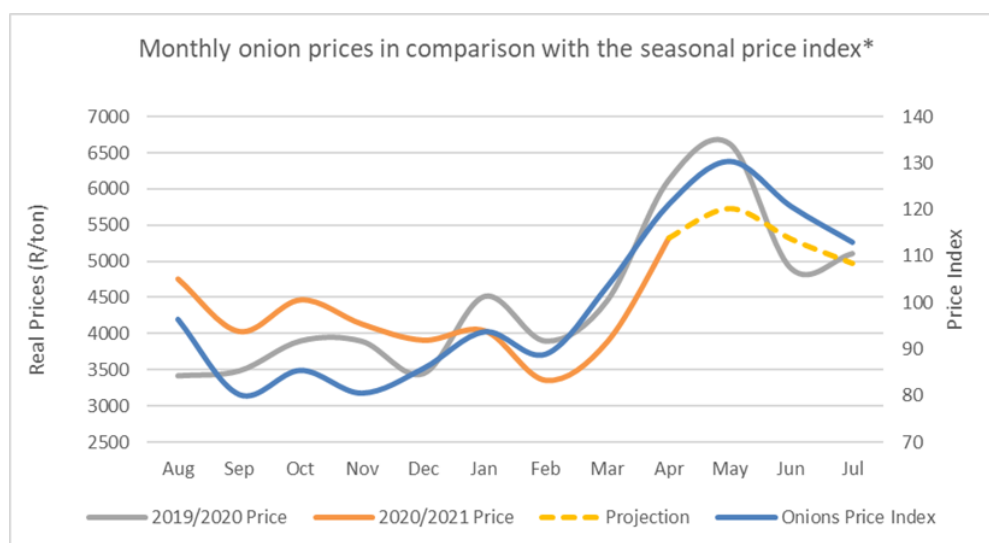
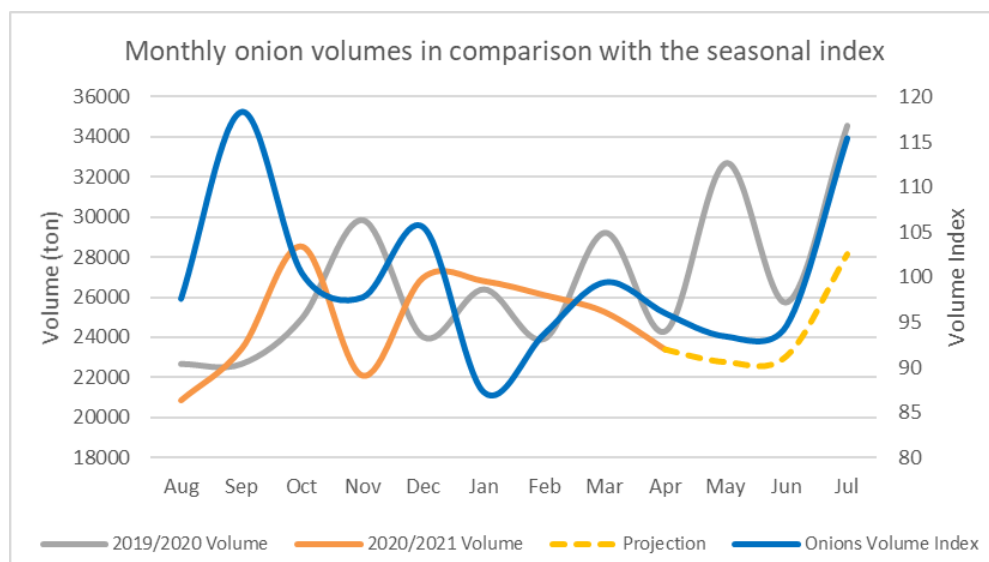
The volume this week decreased slightly by -3.1%, compared to the previous weeks increase of 18.8%. The month on month volume this week increased by 9.8%, against the previous weeks decrease of -7.8%. The price this week increased very slightly by 0.2%, in comparison to the previous weeks price decrease of -5.3%. The month on month price this week decreased by -12%, compared to the previous weeks decrease of -4.3%.

Local Market

Weekly Onion Volumes and Prices

	Volume (ton)	Price (/ton)
Week ended 7 May	7 040	R3,827
w/w	-3.1%	0.2%
m/m	9.8%	-12.0%
y/y	-2.1%	-45.2%

Outlook



*Jan 2000 - April 2021

Potato: Market Trends

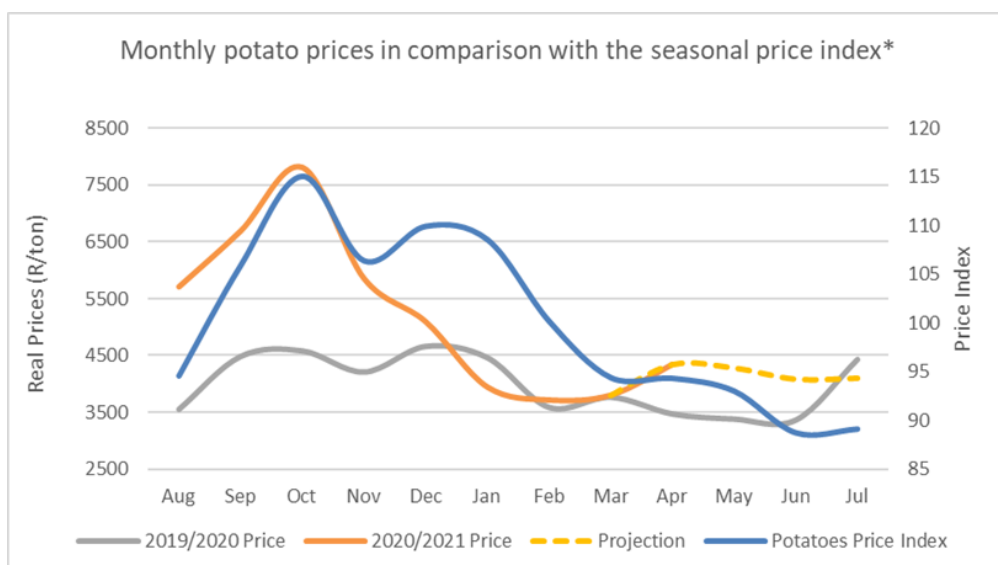
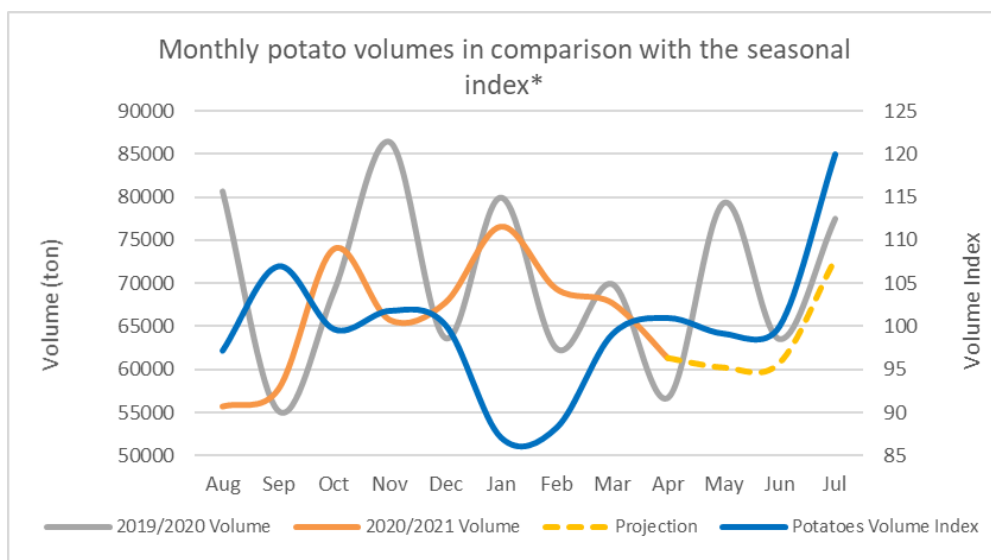
The volume this week decreased by -9.4%, compared to the previous weeks 9.4% increase. The weeks month on month volume increased by 4.6%, in comparison to the previous weeks increase of 3.1%. This week's price increased by 11%, against the previous weeks increase of 5%. This week's month on month price decreased by -2.9%, compared to the previous weeks decrease of -13.5%.

Local Market

Weekly Potato Volumes and Prices

	Volume (ton)	Price (R/ton)
Week ended 7 May	16 206	R4,518
w/w	-9.4%	11.0%
m/m	4.6%	-2.9%
y/y	-3.7%	20.4%

Outlook



*Jan 2000 - April 2021

Tomato: Market Trends

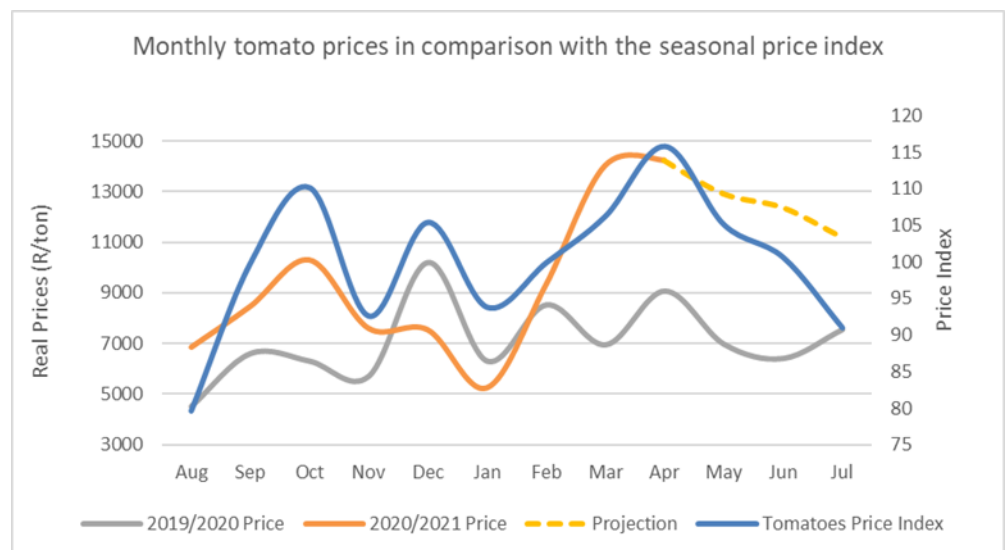
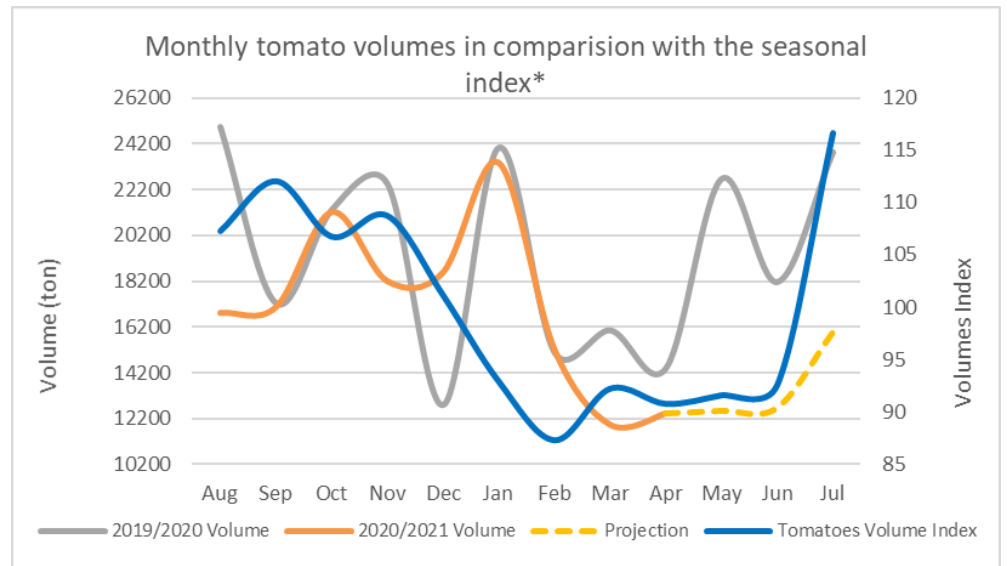
The tomato volume this week decreased by -4.2%, compared to the previous weeks increase of 5.7%. This week's month on month volume increased strongly by 57.6%, against the previous weeks increase of 37.8%. The price this week increased by 9.4%, compared to the previous weeks decrease of -19.7%. The price month on month dropped strongly by -42%, in comparison with the previous weeks decrease of -36.9%.

Local Market

Weekly Tomato Volumes and Prices

	Volume (ton)	Price (R/ton)
Week ended 7 May	3 514	R11,278
w/w	-4.2%	9.4%
m/m	57.6%	-42.0%
y/y	-22.8%	43.7%

Outlook



*Jan 2000 - April 2021