



Fresh produce market trends

Retail and Business Banking



Mid-month demand slump weigh prices down despite good quality

During the cooler season, the quality of the fresh produce delivered to the market is generally good. Last week, cabbage sold at R50 to R70 a bag with stakeholders in Gauteng noting that demand is firm. Despite this, price decreased 31% week on week which is a typical tendency during the middle of the month. Carrots sold between R30 and R60 per 10kg. Broken carrots sold between R10 to R30 and large carrots sold at R60 per kg. Carrot demand was generally weaker due to mid-month income constraints. Onion volumes have dropped slightly with prices increasing marginally. The year on year price change in onions however reflects a strong price decrease of almost 45%. Potato volumes increased slightly, with prices dropping by 5%. Demand for tomatoes has trended lower which is also typical during this time of the month. Tomato volumes have picked up and the price has dropped, selling at R10 and R12 per kg. New season tomatoes are of good quality.

Retail and Business Banking
AgriBusiness
17 May 2021

Abrie Rautenbach
+27 11 350 3327
Abrie.Rautenbach@absa.africa

Olga de Freitas
+27 11 846 1569
Olga.defreitas@absa.co.za

<https://www.absa.co.za/business/sector-solutions/agribusiness/agri-smart-insights/>

Accessor

Fresh Produce Market Report

Cabbage: Market Trends

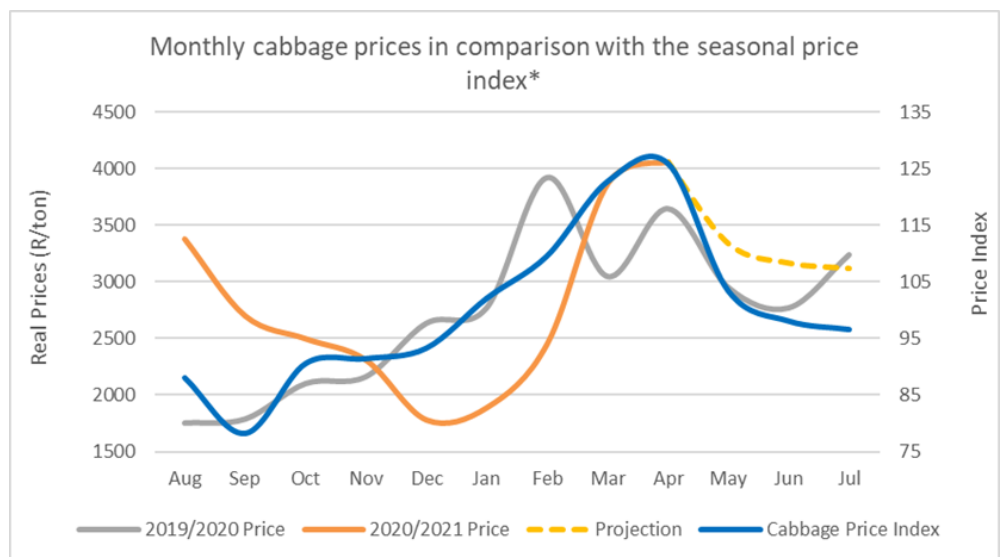
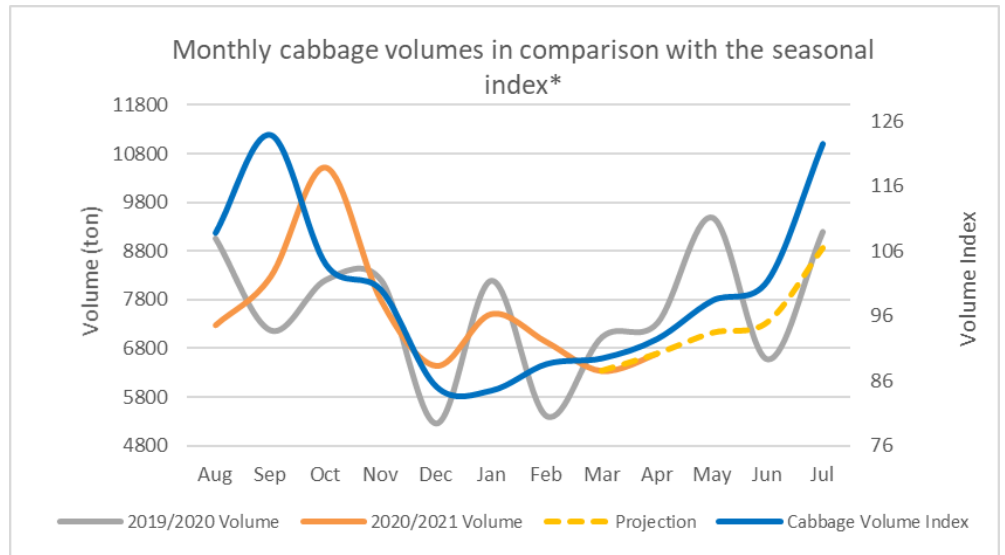
The volume this week increased by 14.9%, compared to the previous weeks increase of 17.4%. The month on month volume this week increased by 23.7%, against the previous weeks increase of 20.8%. The price this week decreased by -31%, in comparison to the previous weeks increase of 16.3%. The month on month price this week decreased by 19.5%, compared to a very slight decrease of -0.9% the previous week.

Local Market

Weekly Cabbage Volumes and Prices

	Volume (ton)	Price (R/ton)
Week ended 14 May	1 850	R2,909
w/w	14.9%	-31.0%
m/m	23.7%	-19.5%
y/y	-2.8%	-2.9%

Outlook



*Jan 2000 - April 2021

Carrot: Market Trends

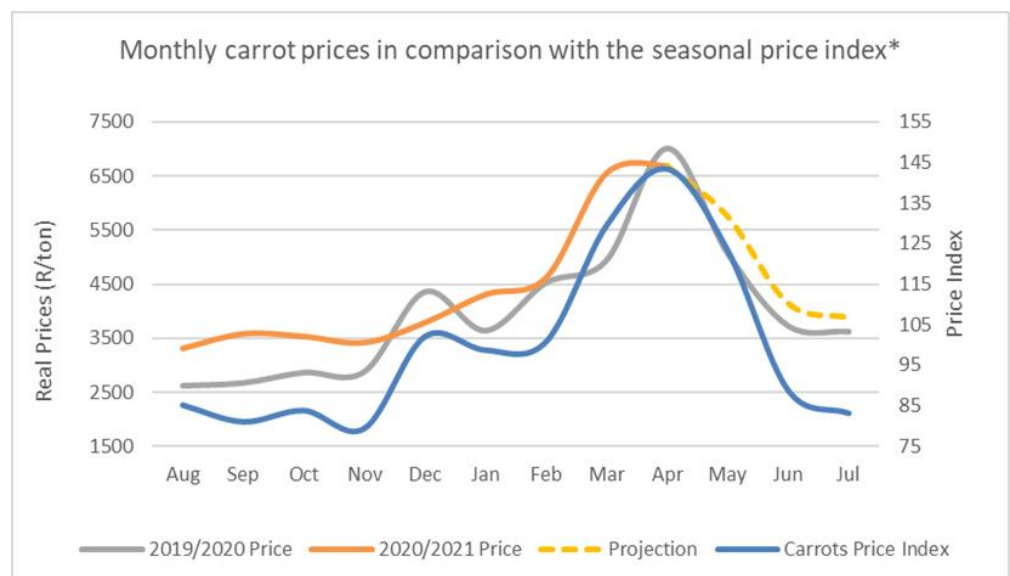
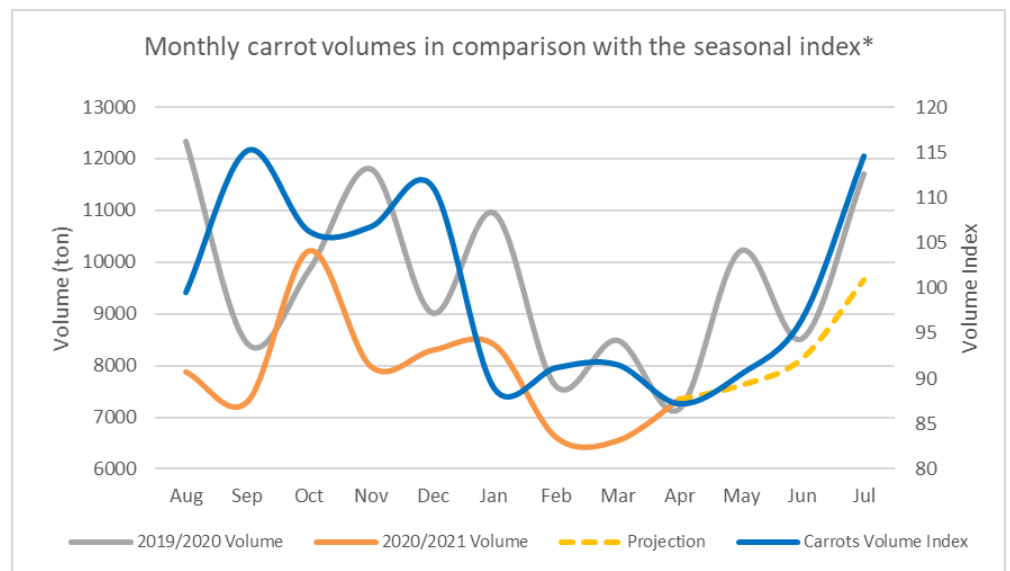
The carrot volume this week increased slightly by 2.9%, compared to the low decrease of 3.5% the previous week. The month on month volume this week increased by 13.8%, in comparison to the previous weeks increase of 16.5%. The carrot price this week decreased by -8.5%, compared to the previous weeks slight decrease of -1.6%. The month on month price this week decreased by -12%, against the previous weeks decrease of -19.5%.

Local Market

Weekly Carrot Volumes and Prices

	Volume (ton)	Price (R/ton)
Week ended 14 May	2 250	R4,434
w/w	2.9%	-8.5%
m/m	13.8%	-12.0%
y/y	7.5%	-10.8%

Outlook



*Jan 2000 - April 2021

Onion: Market Trends

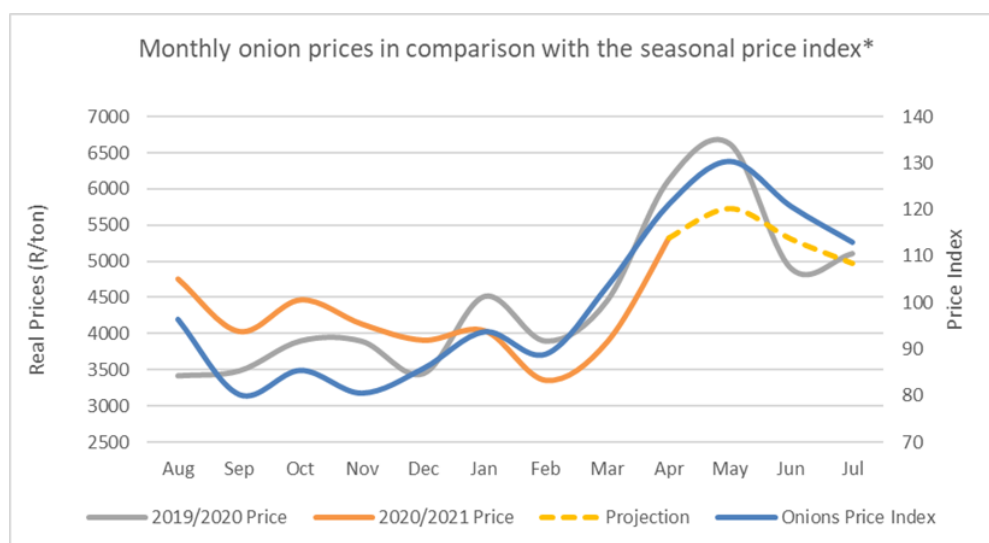
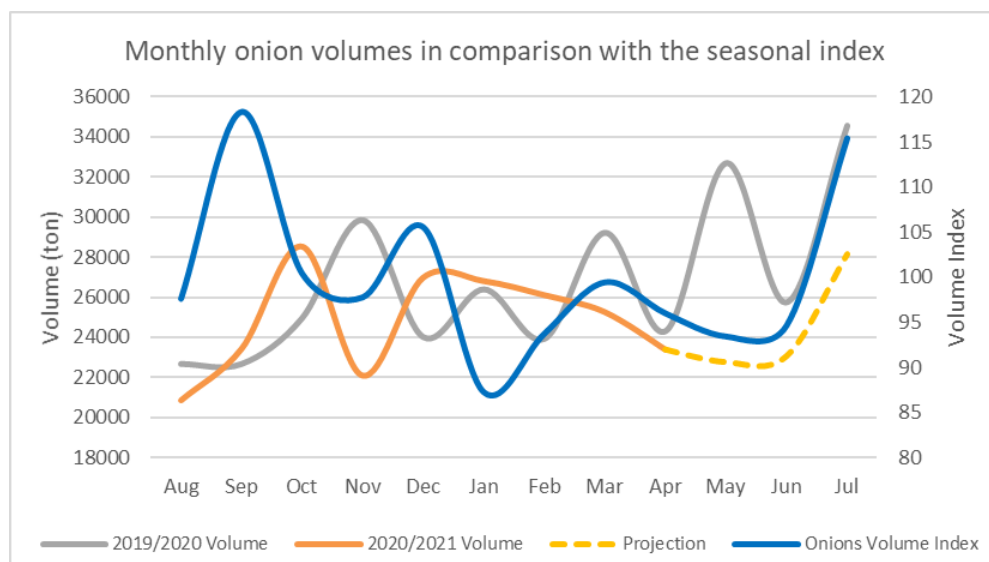
The volume this week decreased by -15.9%, compared to the previous weeks lower decrease of -3.1%. The month on month volume this week dropped by -3.3%, in comparison to the previous weeks increase of 9.8%. The onion price this week increased very slightly by 0.5%, against a very low increase the previous week of 0.2%. The month on month price this week decreased by -11.1%, compared to the previous weeks decrease of -12%.

Local Market

Weekly Onion Volumes and Prices

	Volume (ton)	Price (/ton)
Week ended 14 May	5 921	R3,845
w/w	-15.9%	0.5%
m/m	-3.3%	-11.1%
y/y	-1.9%	-44.8%

Outlook



*Jan 2000 - April 2021

Potato: Market Trends

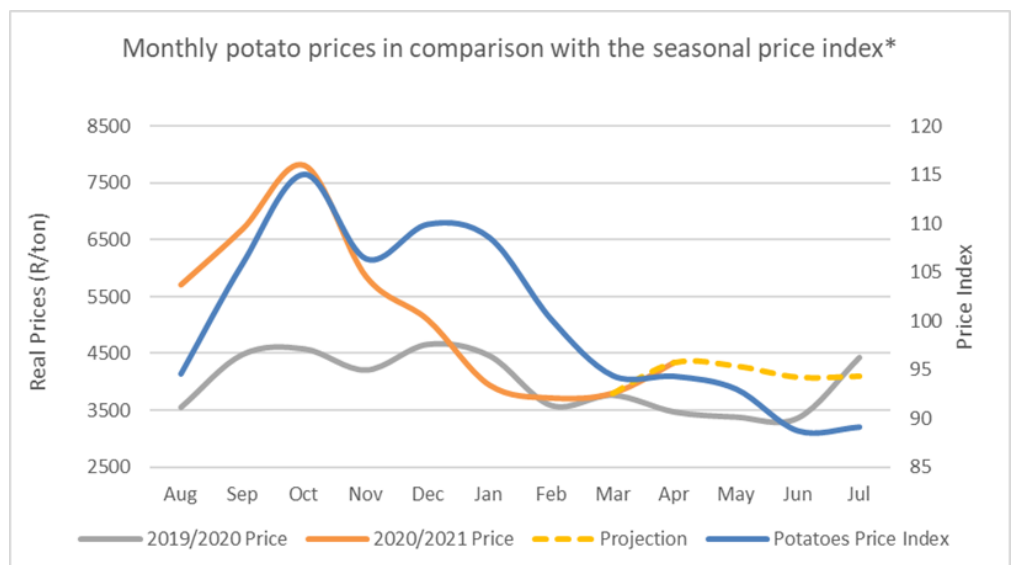
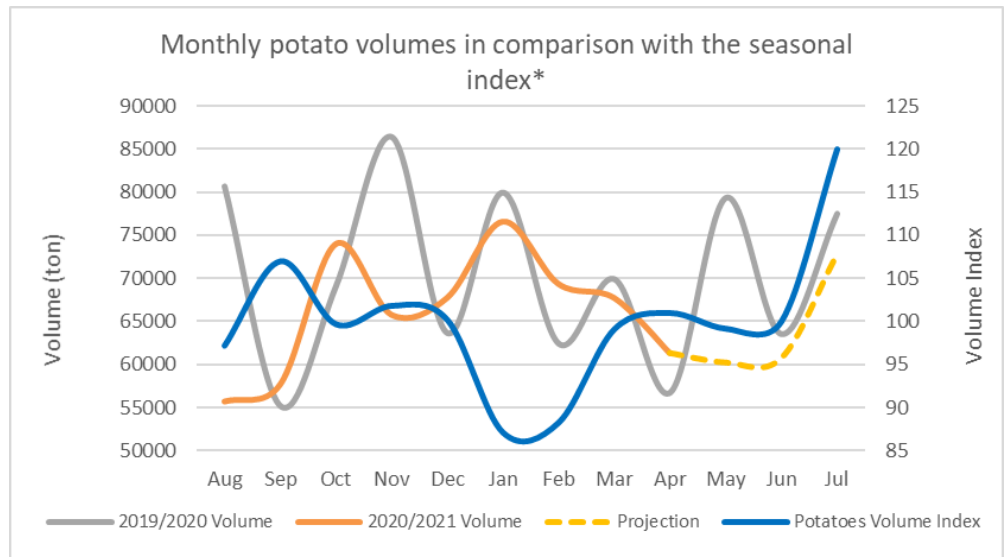
The potato volumes this week increased by 3.6%, against the previous weeks decrease of -9.4%. The volume month on month this week increased slightly by 2.3%, compared to the previous weeks increase of 4.6%. The price this week decreased by -5.6%, in comparison to the previous weeks increase of 11%. The price month on month this week increased slightly by 2.4%, against the previous weeks slight drop of -2.9%.

Local Market

Weekly Potato Volumes and Prices

	Volume (ton)	Price (R/ton)
Week ended 14 May	16 795	R4,267
w/w	3.6%	-5.6%
m/m	2.3%	2.4%
y/y	2.6%	35.8%

Outlook



*Jan 2000 - April 2021

Tomato: Market Trends

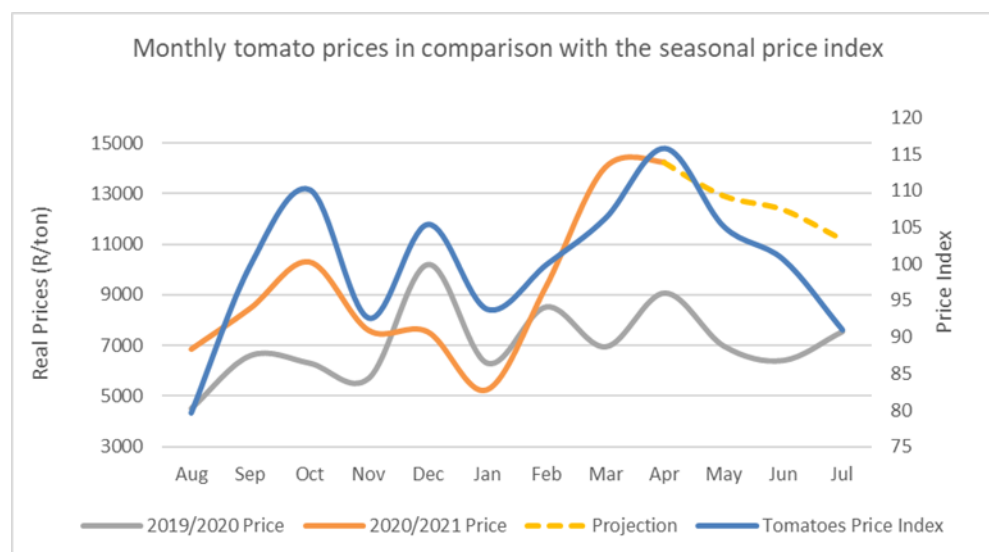
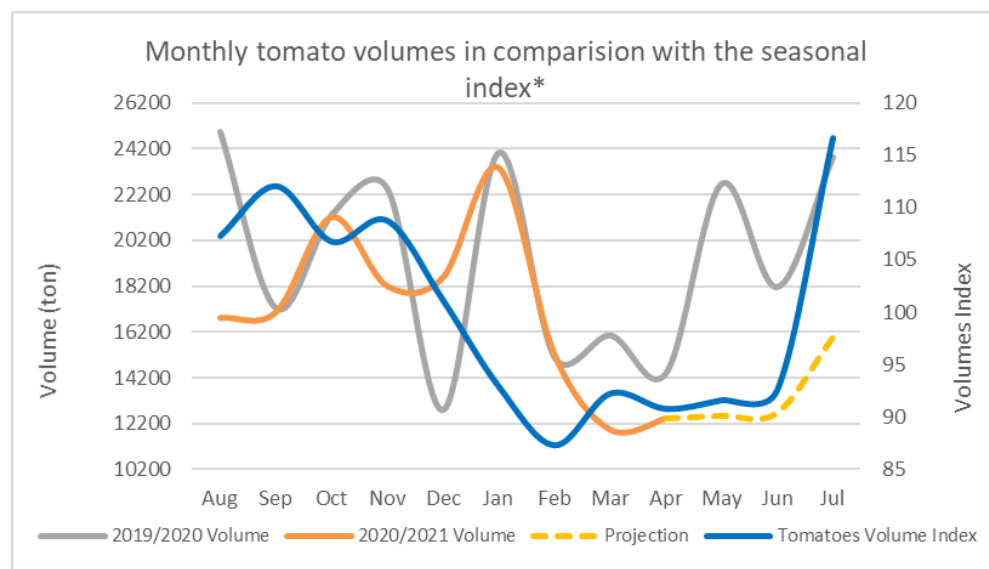
The week on week tomato volumes have increased by 6.6%, compared to the previous weeks decrease of -4.2%. The month on month volume increased strongly by 49.4% this week, in comparison to the previous weeks stronger increase of 57.6%. The price this week dropped by -19.4%, compared to the previous weeks increase of 9.4%. The month on month price this week dropped significantly by -53.5%, against a strong decrease of -42 the previous week.

Local Market

Weekly Tomato Volumes and Prices

	Volume (ton)	Price (R/ton)
Week ended 14 May	3 745	R9,086
w/w	6.6%	-19.4%
m/m	49.4%	-53.4%
y/y	-15.3%	28.8%

Outlook



*Jan 2000 - April 2021