



Fresh produce market trends

Retail and Business Banking



Stable weekly prices for potatoes, onions and tomatoes

Good quality of cabbage and carrot produce was slightly short. Cabbage sold at an average of R3.15 per kg or R3150 per ton, with Northern markets sourcing from the Free State and Klipriver areas. Good quality carrots coming from the Northern Cape sold at R40 to R50 per 10 kg, but average price amounted to R3 837 per ton. Onions came in from the West Coast and Limpopo, with slightly poorer quality seen in those sourced from the Limpopo area. This can be attributed to the excessive rain and cooler summer temperatures experienced earlier the year. Potatoes sold for an average of R46 for a 10kg pocket. Potatoes continue to maintain quality and are being sourced from the Northern Cape, Eastern and Western Free State. Tomato volumes have increased, and prices have dropped but is still trading just under R10/kg. The tomatoes are currently sourced from the Limpopo valley and Komatipoort area, with a good balance between small and larger tomatoes being produced. New season tomatoes have improved quality compared to the tomatoes sold earlier in the year. Market stakeholders reported that demand remained firm during the week.

Retail and Business Banking
AgriBusiness
24 May 2021

Abrie Rautenbach
+27 11 350 3327
Abrie.Rautenbach@absa.africa

Olga de Freitas
+27 11 846 1569
Olga.defreitas@absa.co.za

<https://www.absa.co.za/business/sector-solutions/agribusiness/agri-smart-insights/>

Accessor

Fresh Produce Market Report

Cabbage: Market Trends

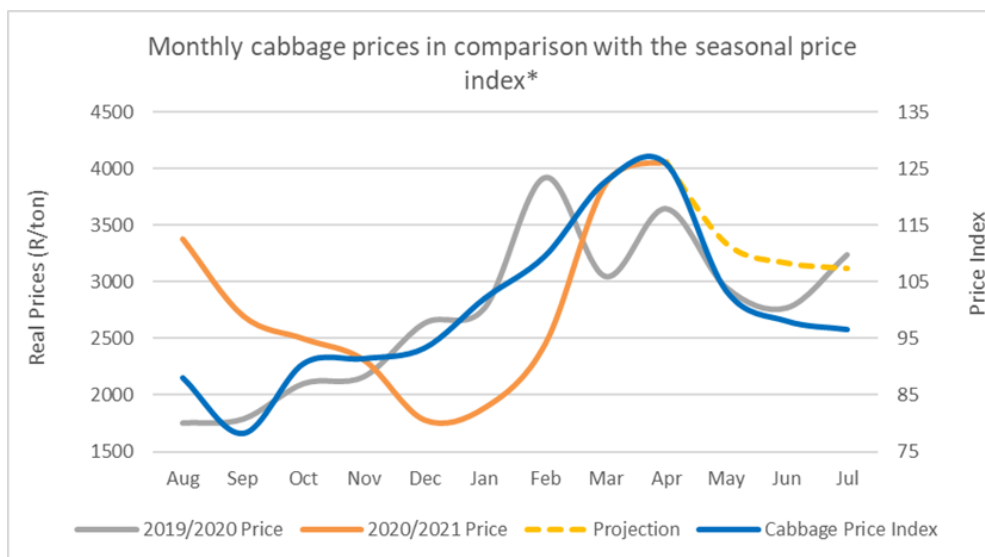
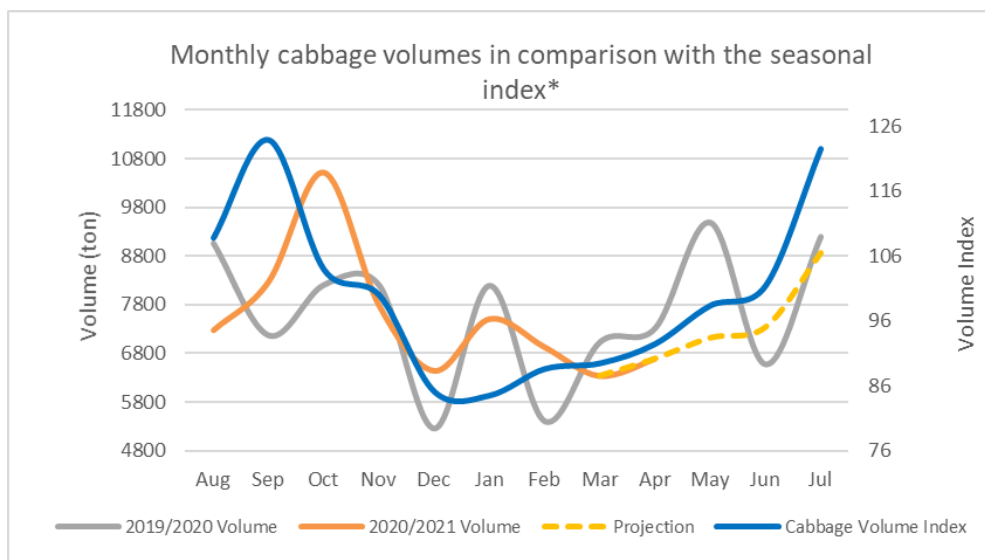
The volumes of cabbage this week dropped by -12.4%, compared to an increase seen the previous week of 14.9%. The month on month volume this week decreased slightly by -2.1%, in comparison to the previous weeks increase of 23.7%. The price this week increased by 8.3%, against a high decrease of -31% the previous week. The month on month price this week decreased very slightly by -0.7%, compared to the previous weeks decrease of -19.5%.

Local Market

Weekly Cabbage Volumes and Prices

	Volume (ton)	Price (R/ton)
Week ended 21 May	1 621	R3,150
w/w	-12.4%	8.3%
m/m	-2.1%	-0.7%
y/y	0.0%	26.9%

Outlook



*Jan 2000 - April 2021

Carrot: Market Trends

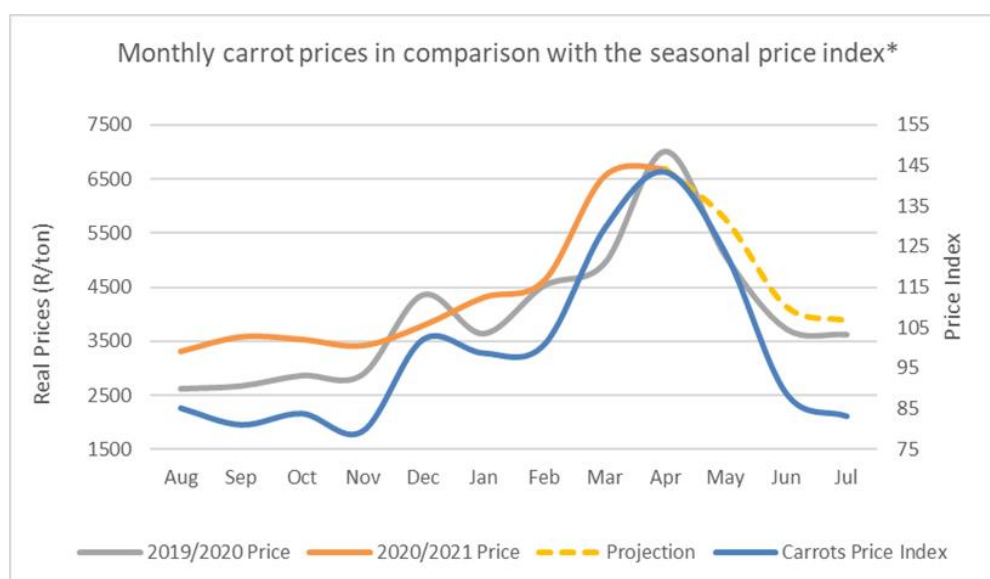
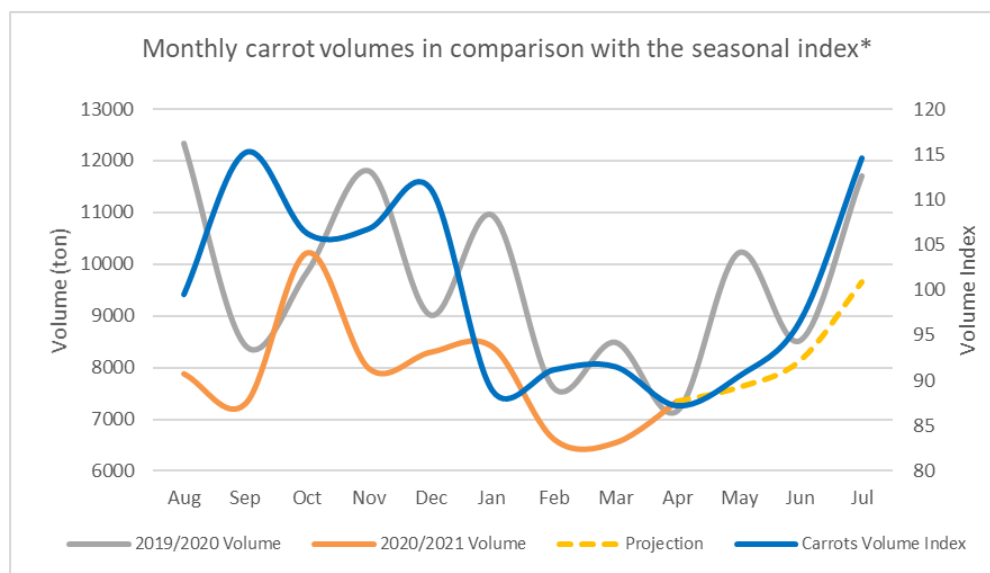
The carrot volume this week decreased by -3.6%, compared to the previous weeks slight increase of 2.9%. The month on month volume this week increased by 9.3%, in comparison to the previous weeks increase of 13.8%. The price this week decreased by -13.5%, against the previous weeks decrease of -8.5%. The month on month price this week decreased by -12%, which coincidentally is the same drop of -12% seen the previous week.

Local Market

Weekly Carrot Volumes and Prices

	Volume (ton)	Price (R/ton)
Week ended 21 May	2 170	R3,837
w/w	-3.6%	-13.5%
m/m	9.3%	-12.0%
y/y	9.9%	-8.7%

Outlook



*Jan 2000 - April 2021

Onion: Market Trends

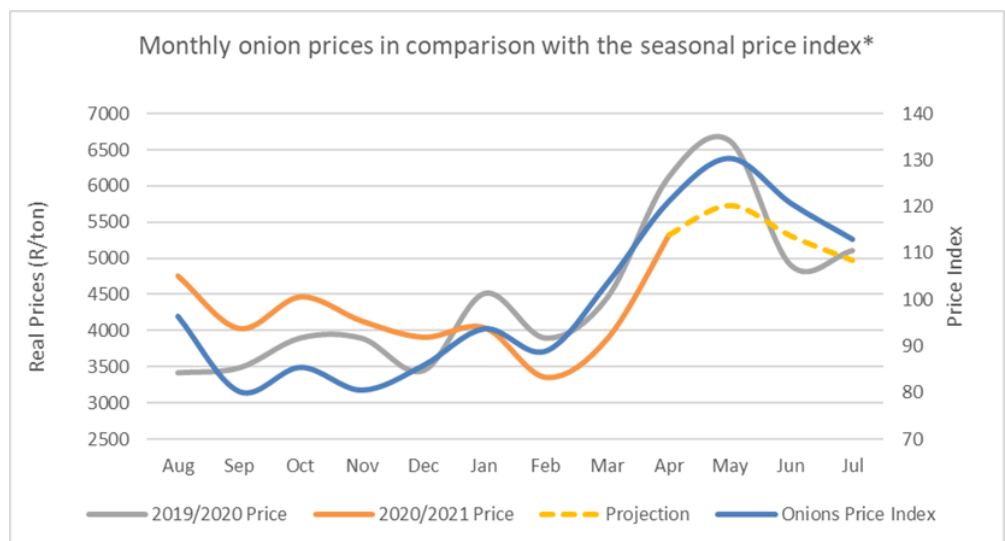
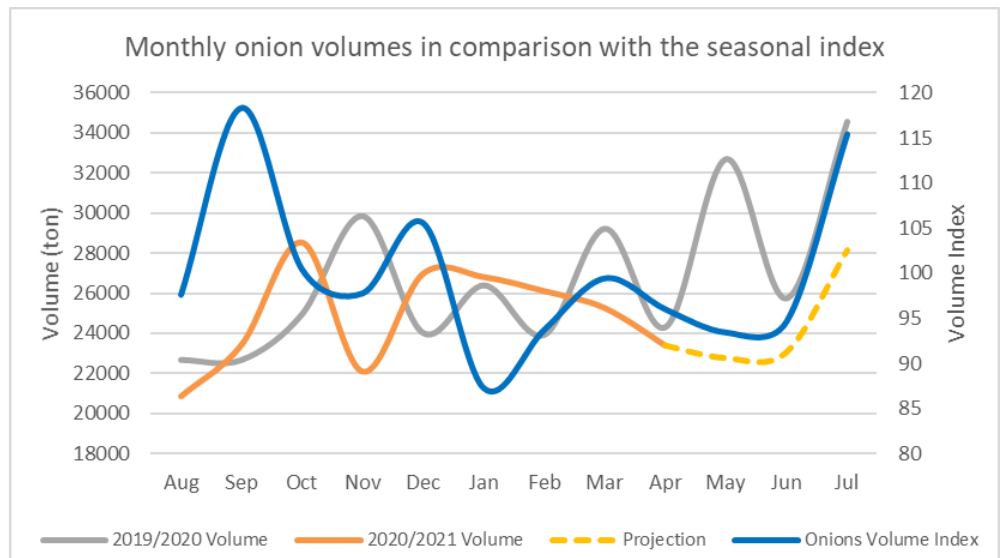
The onion volumes this week decreased very slightly by -1.9%, compared to the previous weeks decrease of -15.9%. The month on month volume this week decreased by -4.9%, in comparison to the previous weeks low decrease of -3.3%. The price this week increased very slightly by 0.7%, against the previous weeks also slight increase of 0.5%. The month on month price this week decreased by -4%, compared to the previous weeks decrease of -11.1%.

Local Market

Weekly Onion Volumes and Prices

	Volume (ton)	Price (/ton)
Week ended 21 May	5 811	R3,873
w/w	-1.9%	0.7%
m/m	-4.9%	-4.0%
y/y	3.3%	-39.6%

Outlook



*Jan 2000 - April 2021

Potato: Market Trends

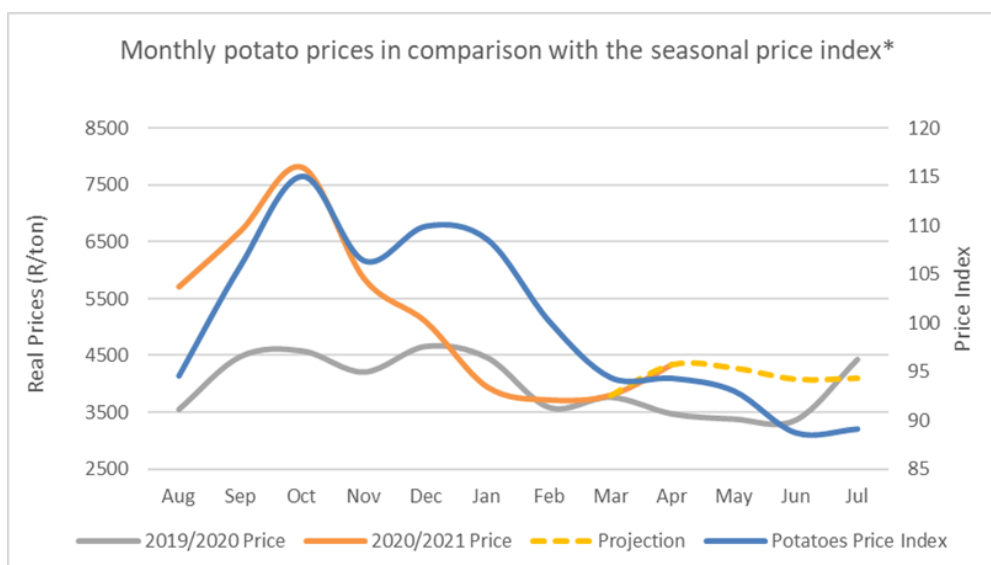
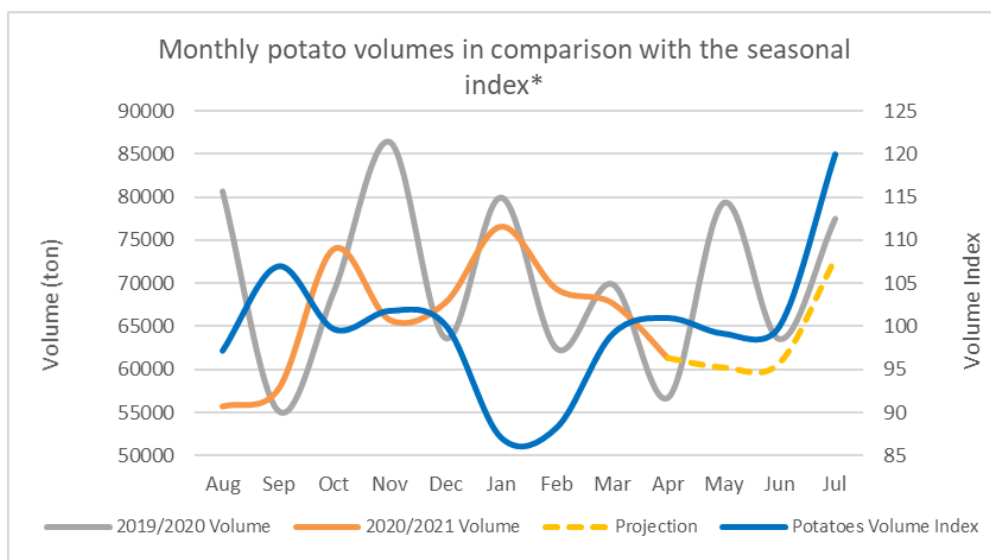
The potato volume this week decreased by -14.8%, against a low increase of 3.6% the previous week. The month on month volume this week decreased by -12.5%, compared to a low increase of 2.3%. The price this week dropped slightly by -1.1%, in comparison to the previous weeks decrease of -5.6%. The month on month price this week increased by 8.8%, compared to the previous weeks slight increase of 2.4%.

Local Market

Weekly Potato Volumes and Prices

	Volume (ton)	Price (R/ton)
Week ended 21 May	14 312	R4,220
w/w	-14.8%	-1.1%
m/m	-12.5%	8.8%
y/y	-6.0%	46.7%

Outlook



*Jan 2000 - April 2021

Tomato: Market Trends

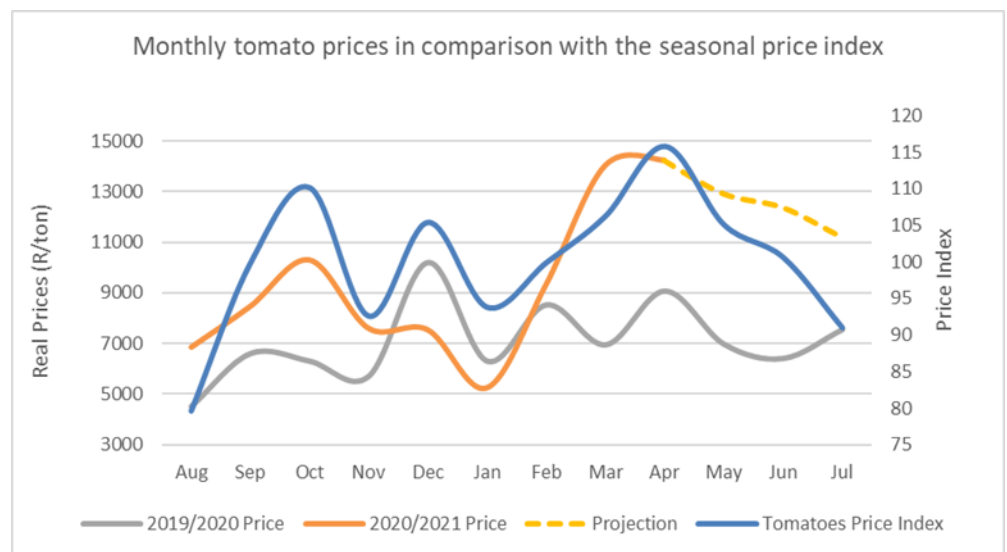
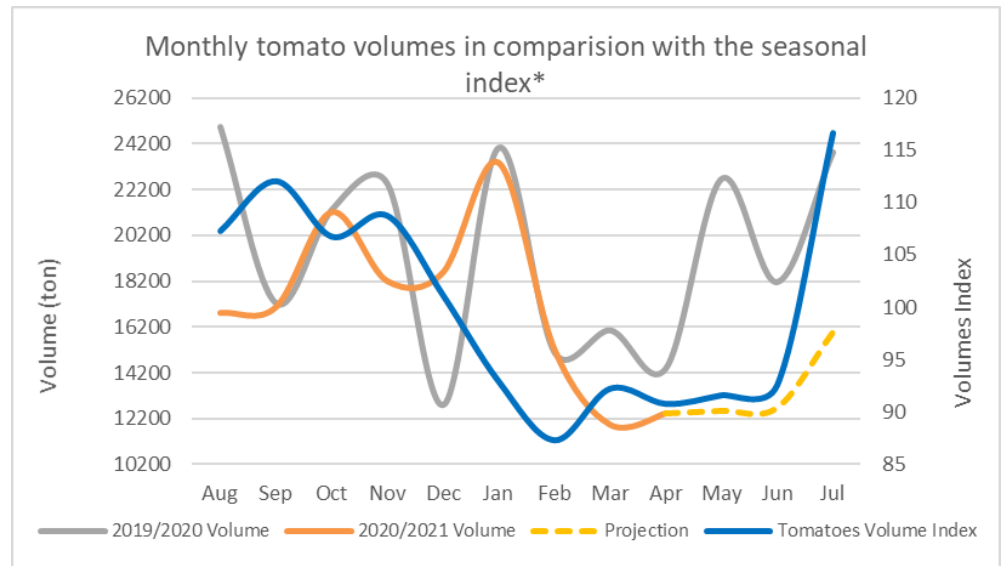
The volume this week decreased by -11.5%, compared to the previous weeks increase of 6.6%. The month on month volume this week decreased by -4.5%, against a strong increase of 49.4%. The price this week increased by 3.8%, compared to the previous weeks decrease of -19.4%. The month on month price this week decreased by -26.5%, in comparison to the previous weeks strong decrease of -53.4%.

Local Market

Weekly Tomato Volumes and Prices

	Volume (ton)	Price (R/ton)
Week ended 21 May	3 315	R9,429
w/w	-11.5%	3.8%
m/m	-4.5%	-26.5%
y/y	-27.5%	57.9%

Outlook



*Jan 2000 - April 2021