



Fresh produce market trends

Retail and Business Banking



Fresh produce quality is tops

Prices of cabbage and carrots have increased, and volumes have dropped slightly with quality reported to be good. Carrots sold between R4 to R8 per kg, and cabbage sold at R100 per bag (R4 to R5 a kg). Onion volumes have increased, which speaks to the slight decrease in price. Tomato demand is strong with improved quality and more produce is available on the market. Pricing on first grade per kg went up to R20 with third grade tomatoes selling from R12 per kg. Bigger sized fruit is expected due to new crops entering the market. There is also an expectation that volumes on the smaller size tomatoes will begin to decrease.

Retail and Business Banking
AgriBusiness
3 May 2021

Abrie Rautenbach
+27 11 350 3327
Abrie.Rautenbach@absa.africa

Olga de Freitas
+27 11 846 1569
Olga.defreitas@absa.co.za

<https://www.absa.co.za/business/sector-solutions/agribusiness/agri-smart-insights/>

Accessor

Fresh Produce Market Report

Cabbage: Market Trends

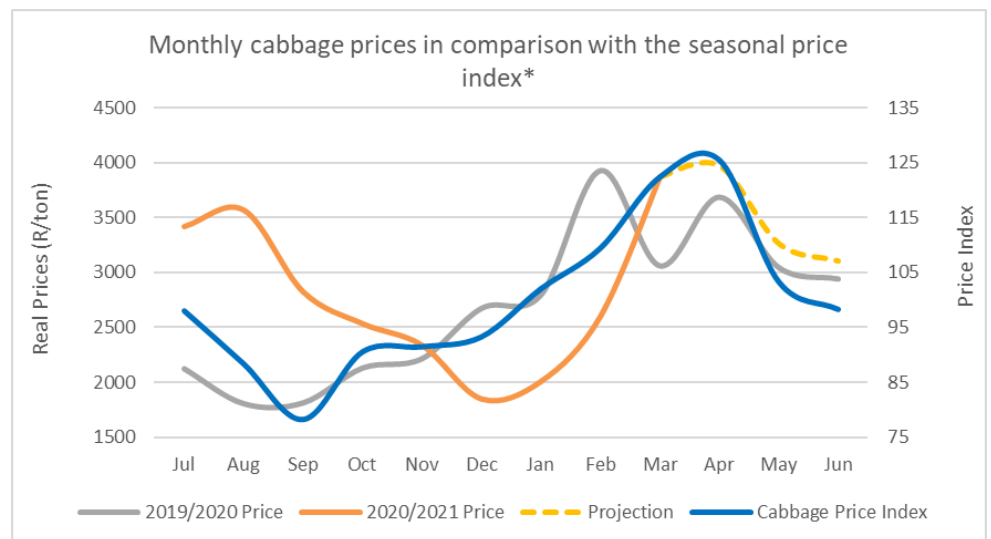
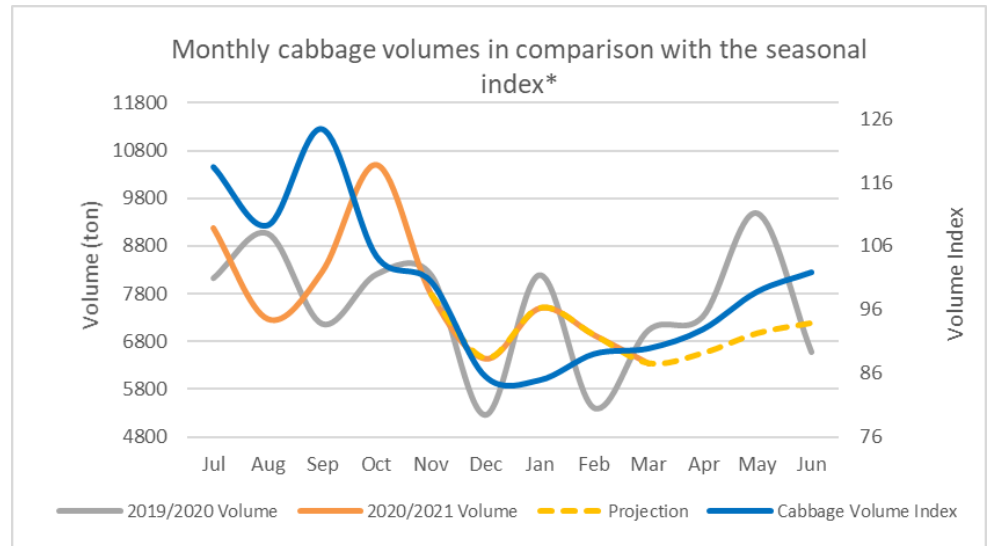
The volumes this week dropped by -17.2%, compared to the previous weeks increase of 10.8%. Month on month volumes this week increased very slightly by 0.9%, against a stronger increase of 28.6% the previous week. The price this week increased by 14.3% in comparison to the previous weeks decrease of -12.3%. The month on month price this week decreased by -17.8%, compared to the previous weeks decrease of -22.7%.

Local Market

Weekly Cabbage Volumes and Prices

	Volume (ton)	Price (R/ton)
Week ended 30 April	1 371	R3,624
w/w	-17.2%	14.3%
m/m	0.9%	-17.8%
y/y	-21.5%	8.5%

Outlook



*Jan 2000 - April 2021

Carrot: Market Trends

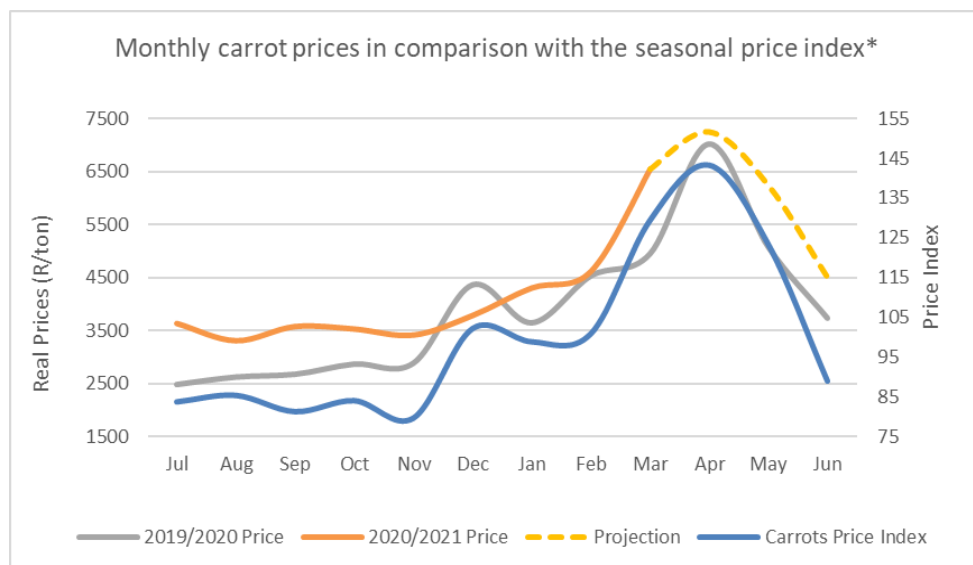
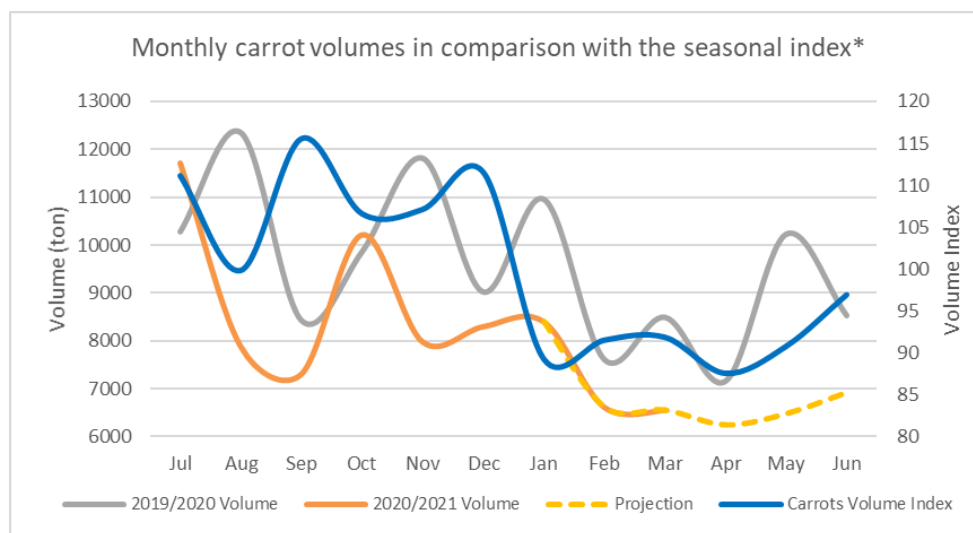
The carrot volume this week increased by 14.1%, compared to a low increase of 0.5% the previous week. The month on month volume this week decreased by -5.5%, against a stronger increase of 31.3% the previous week. The price this week increased by 13%, in comparison to the previous weeks decrease of -13.4%. Month on month price this week decreased by -21.4%, compared to -22% decrease the previous week.

Local Market

Weekly Carrot Volumes and Prices

	Volume (ton)	Price (R/ton)
Week ended 30 April	2 265	R4,929
w/w	14.1%	13.0%
m/m	-5.5%	-21.4%
y/y	16.9%	-12.5%

Outlook



*Jan 2000 - April 2021

Onion: Market Trends

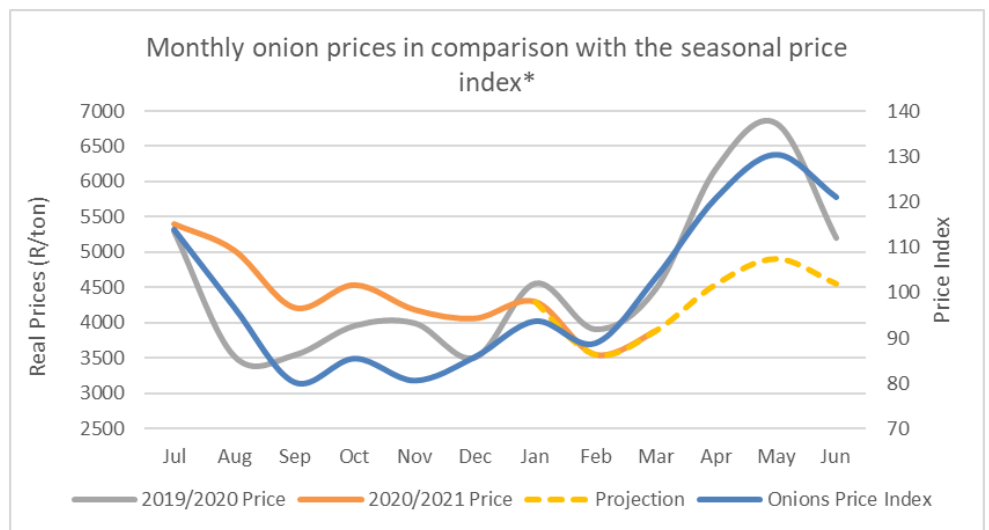
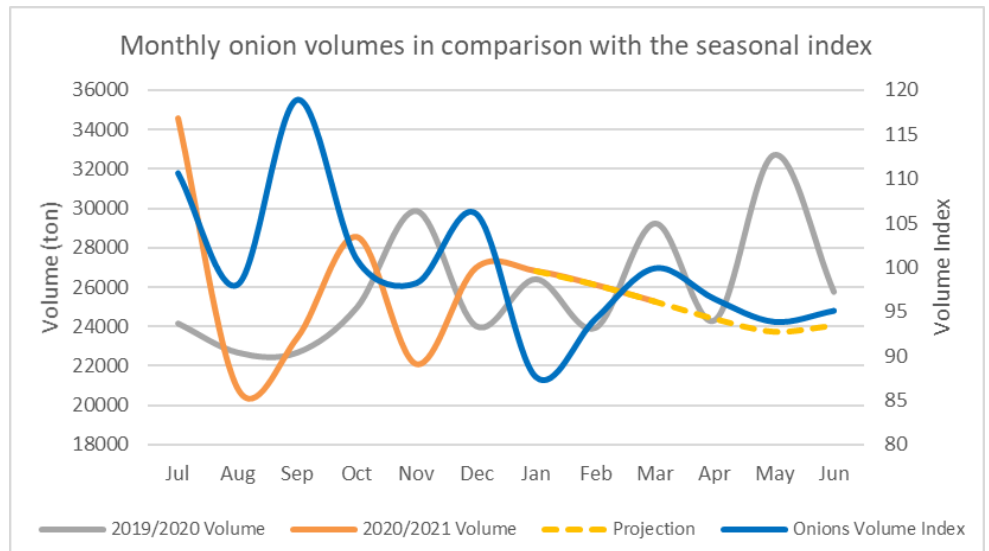
The volume this week increased by 18.8%, compared to the previous weeks slight decrease of -0.2%. Month on month volume this week decreased by -7.8%, compared to the previous weeks decrease of -3.6%. The price this week decreased by -5.3%, in comparison to -6.7% decrease the previous week. The month on month price decreased by -4.3% this weeks, against an increase of 9.1% the previous week.

Local Market

Weekly Onion Volumes and Prices

	Volume (ton)	Price (/ton)
Week ended 30 April	7 262	R3,821
w/w	18.8%	-5.3%
m/m	-7.8%	-4.3%
y/y	3.9%	-38.3%

Outlook



*Jan 2000 - April 2021

Potato: Market Trends

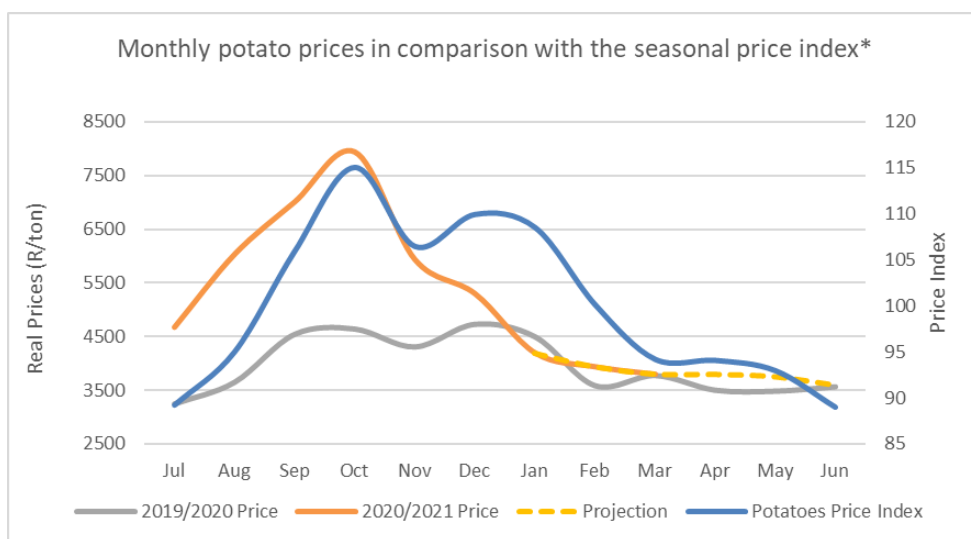
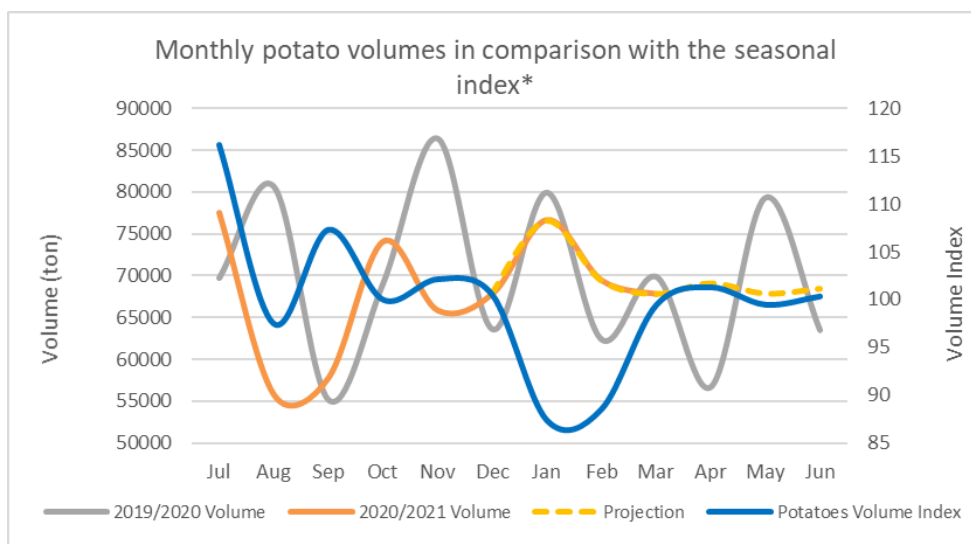
Volumes this week increased by 9.4%, compared to the previous weeks decrease of -0.4%. The month on month volume this week increased by 3.1%, in comparison to the previous weeks increase of 6.9%. The price this week increased by 5%, against a -7% decrease the previous week. Month on month price this week decreased by -13.5%, compared to the previous weeks increase of 7.6%.

Local Market

Weekly Potato Volumes and Prices

	Volume (ton)	Price (R/ton)
Week ended 30 April	17 885	R4,072
w/w	9.4%	5.0%
m/m	3.1%	-13.5%
y/y	32.2%	6.6%

Outlook



*Jan 2000 - April 2021

Tomato: Market Trends

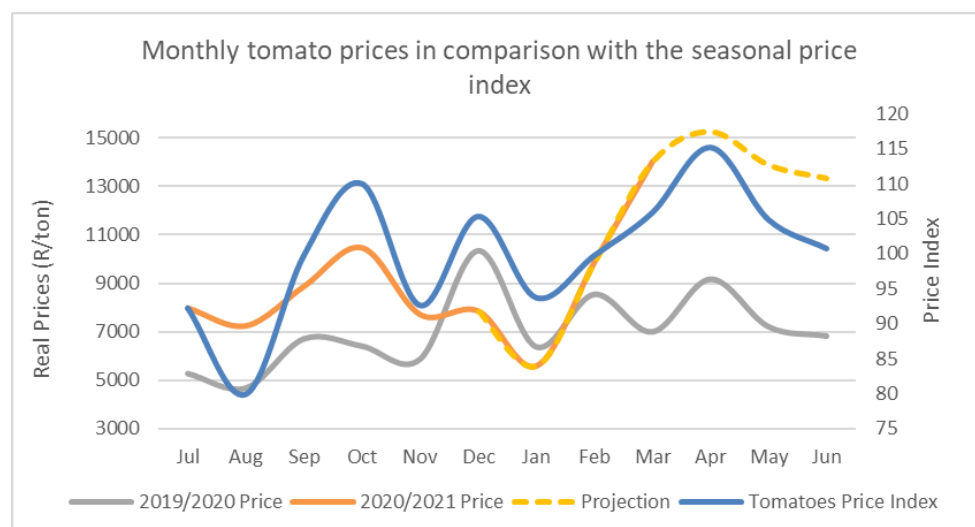
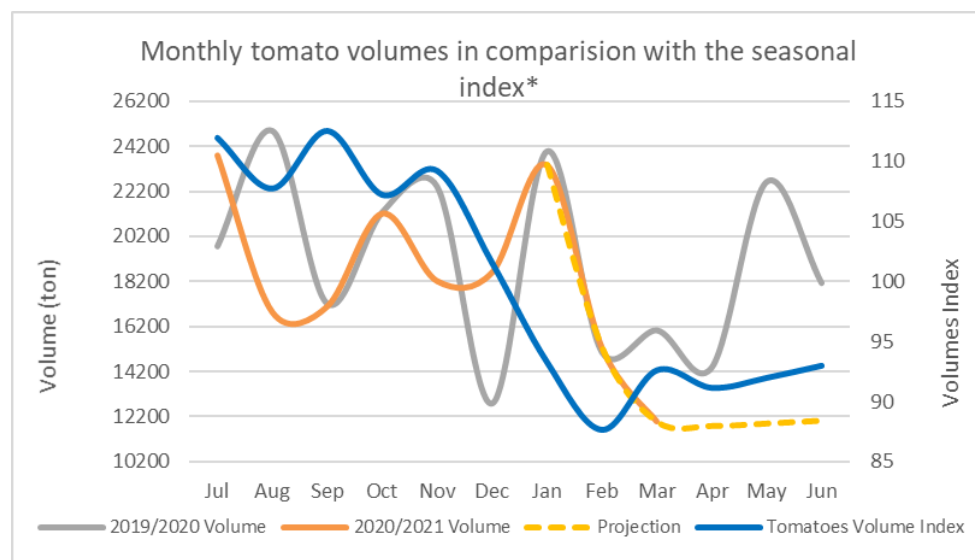
The tomato volumes this week increased by 5.7%, compared to a stronger increase the previous week of 38.5%. The month on month volume this week increased by 37.8%, against the previous weeks increase of 14%. The price this week decreased by -19.7%, compared to a higher decrease of -34.2% the previous week. The month on month price this week dropped by -36.9%, against the previous weeks lower -0.8%.

Local Market

Weekly Tomato Volumes and Prices

	Volume (ton)	Price (R/ton)
Week ended 30 April	3 669	R10,306
w/w	5.7%	-19.7%
m/m	37.8%	-36.9%
y/y	-9.2%	44.1%

Outlook



*Jan 2000 - April 2021