



Livestock and Meat Advisory Council

Old Show Office Exhibition Park, Samora Machel Avenue West, PO Box BE 209 Belvedere, Harare.

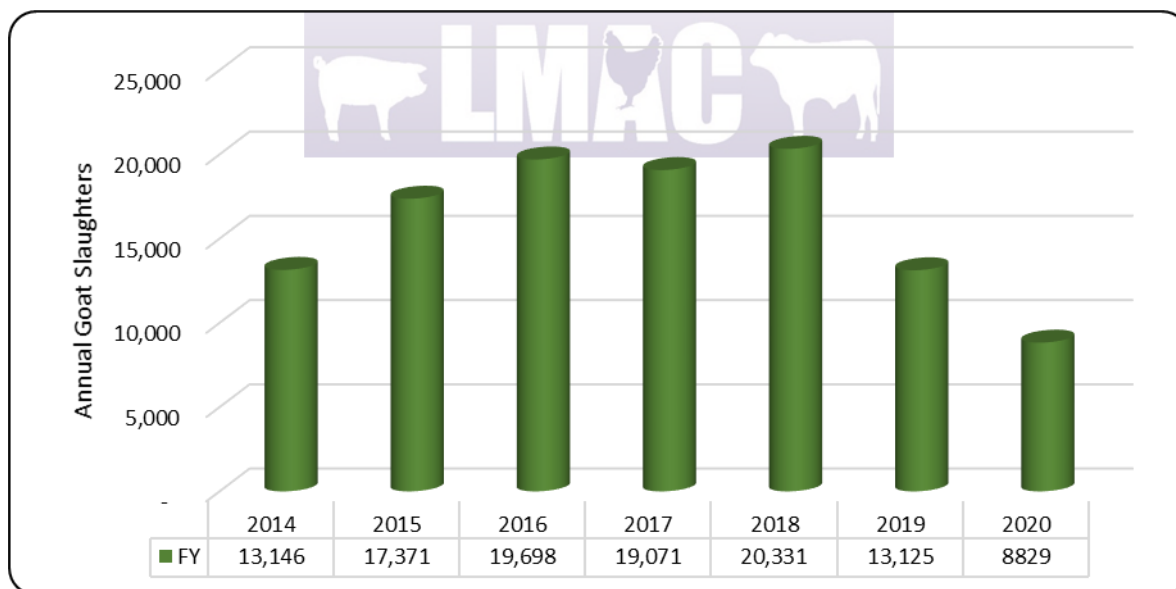
Phone: +263 (24) 2756 600, 2772 915, 2777 391. Email: admin@lit.co.zw

Website: www.livestockzimbabwe.com

Goat Sector Market Watch Report: Fourth Quarter 2020

Total goat slaughters at abattoirs monitored by the Department of Crop and Livestock for 2020 was 8,829 head, a decrease of 33% over the same period the previous year and a decline of 57 and 54% when compared to the corresponding period in 2018 and 2017, respectively.

Average monthly slaughters in 2020 was 736 head compared with 1,094 head in 2019.



Annual Cumulative Goat Slaughters, 2014 – 2020

The highest and lowest number of slaughters of 189 and 1,380 head were recorded in March and April, respectively.

CC SALES
since 1911



LIT
Livestock Identification Trust



MPAZ
Meat Processors Association of Zimbabwe



PPAZ
Pig Producers Association of Zimbabwe



SMA
Stockfeed Manufacturers Association



ZAA
Zimbabwe Association of Abattoirs



ZADF
Zimbabwe Association of Dairy Farmers



ZICORBA
Zimbabwe Rabbit Breeders Association



ZFPA
Zimbabwe Fish Producers Association



ZIFA
Zimbabwe Free Range Poultry Association



ZHB
Zimbabwe Herd Book

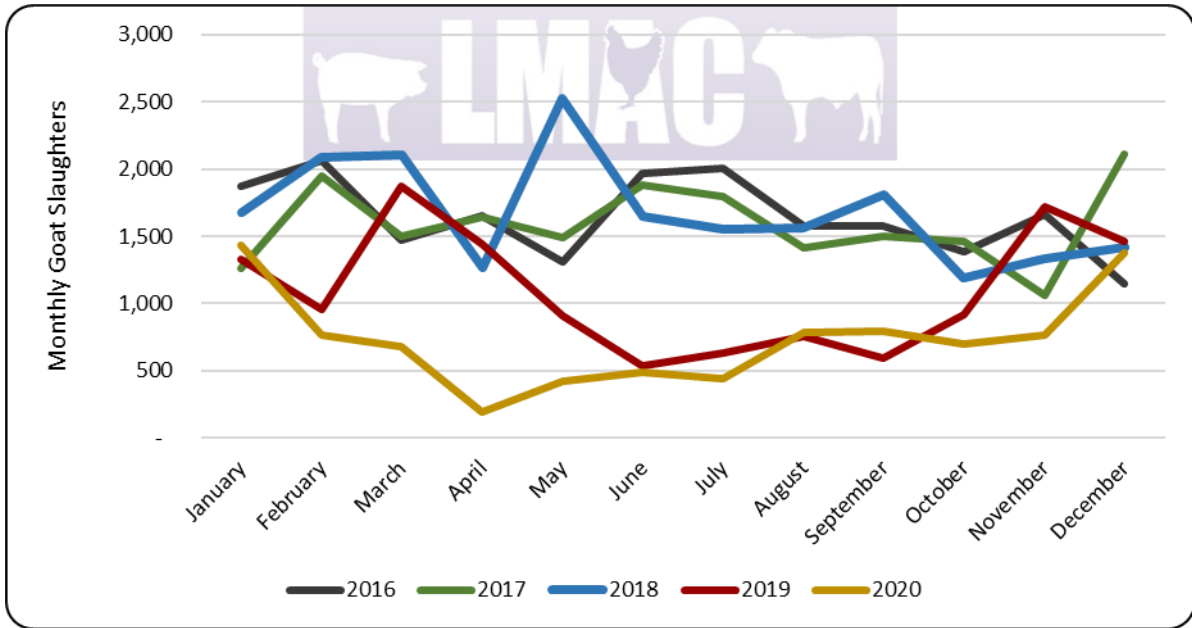


ZPA
Zimbabwe Poultry Association



ZQAP
Zimbabwe Quality Assured Pork



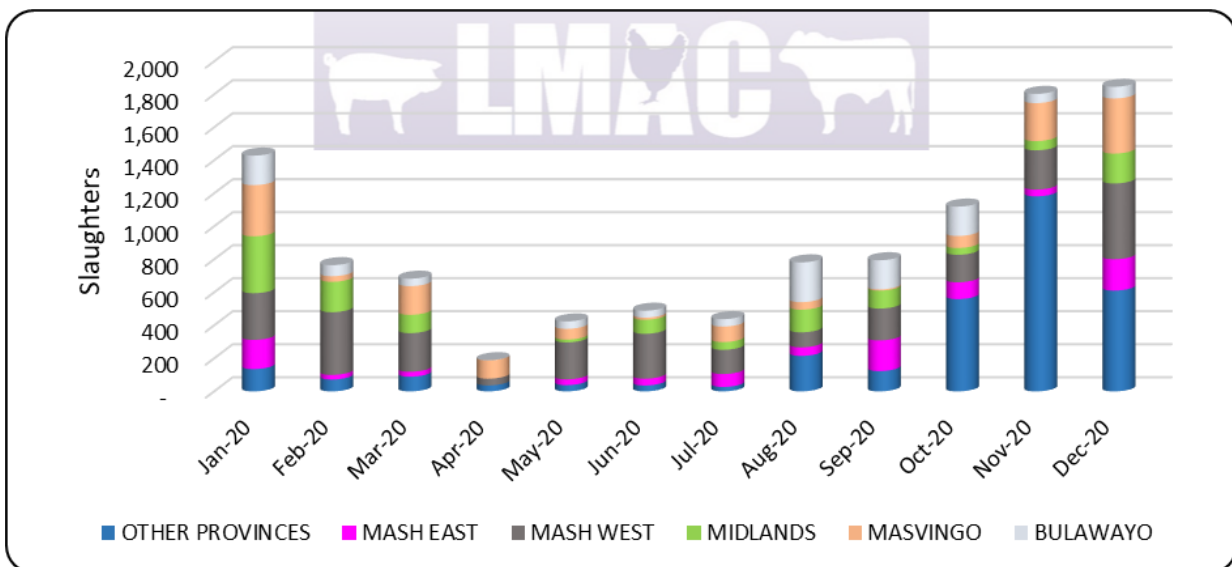


Monthly National Goat Slaughters 2016 – 2020

Monthly goat slaughter patterns continue to reflect a high rate of volatility and may reflect the subsistence nature that governs production patterns. The low number of slaughters captured by formal abattoirs as a percentage of total slaughters possibly means that goat producers are minimising costs through slaughtering their goats informally.

As illustrated in the figure below, Mashonaland West, Masvingo, Midlands and Bulawayo made up 25, 14, 12 and 11% of total national slaughters for 2020.

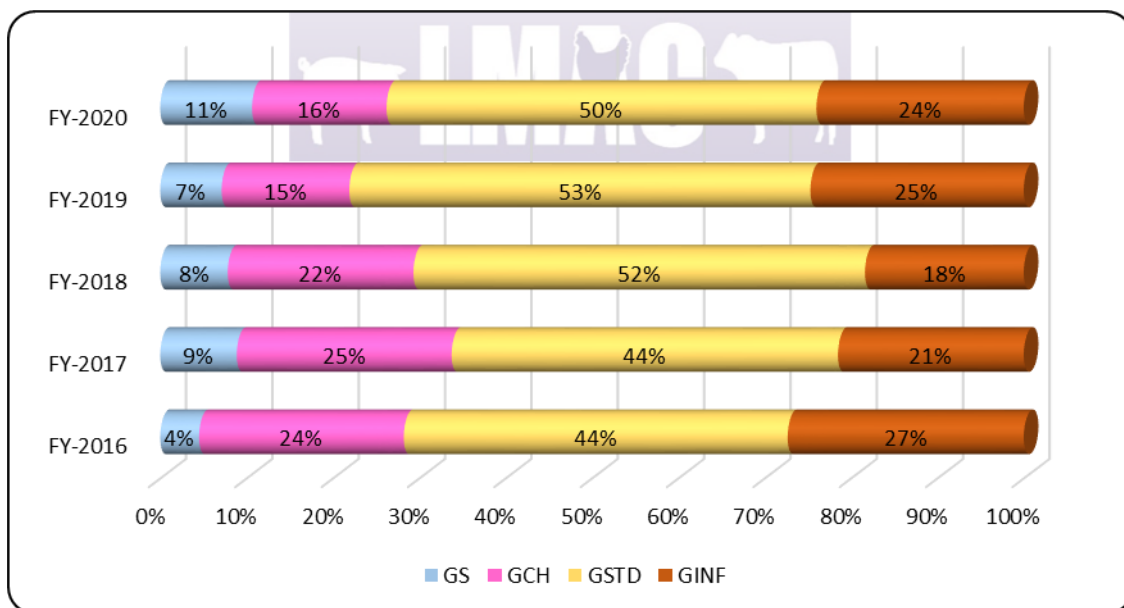
The contribution by Matebeleland North to total national slaughters continues to grow as slaughters in 2020 made up 8% of the national figure.



Monthly National Slaughters by Province, 2020

The graph below illustrates the breakdown in meat quality of goats slaughtered through the formal abattoir system. In 2020, Goat Super accounted for 11% of total slaughters, a decline of 4% when compared with 2019.

Over a five year period from 2016 to 2020, a general growth of Goat Supers from 4 to 11% has occurred. This trend can be contrasted with the decrease in Goat Inferior as a percentage of total goat meat where in 2016 it comprised 27% of total meat, decreased to 18% in 2018 but increased to 24% in the year under review.



Proportionate Goat Slaughters by Grade, 2016 – 2020