



# Fresh produce market trends

Retail and Business Banking



## Sluggish demand, good volumes

Cabbage and carrot volumes have increased substantially since last week. This combined with weak mid-month demand has curbed price growth. Onion volumes are high, and more produce is expected to come in from the Limpopo region, with stable prices averaging R50 per 10 kg, but the demand has been low. Potato volumes have decreased yoy by 22.5% and are reflecting a very high yoy price increase of 88.6%. Quality in both the onion and potato produce has been reported as good. Market stakeholders reported sluggish tomato demand, whilst quality remained very good. Prices of good quality tomatoes sold for up to with prices at R10 per kg.

Retail and Business Banking  
AgriBusiness  
14 June 2021

**Abrie Rautenbach**  
+27 11 350 3327  
Abrie.Rautenbach@absa.africa

**Olga de Freitas**  
+27 11 846 1569  
Olga.defreitas@absa.co.za

<https://www.absa.co.za/business/sector-solutions/agribusiness/agri-smart-insights/>

Accessor

# Fresh Produce Market Report

## Cabbage: Market Trends

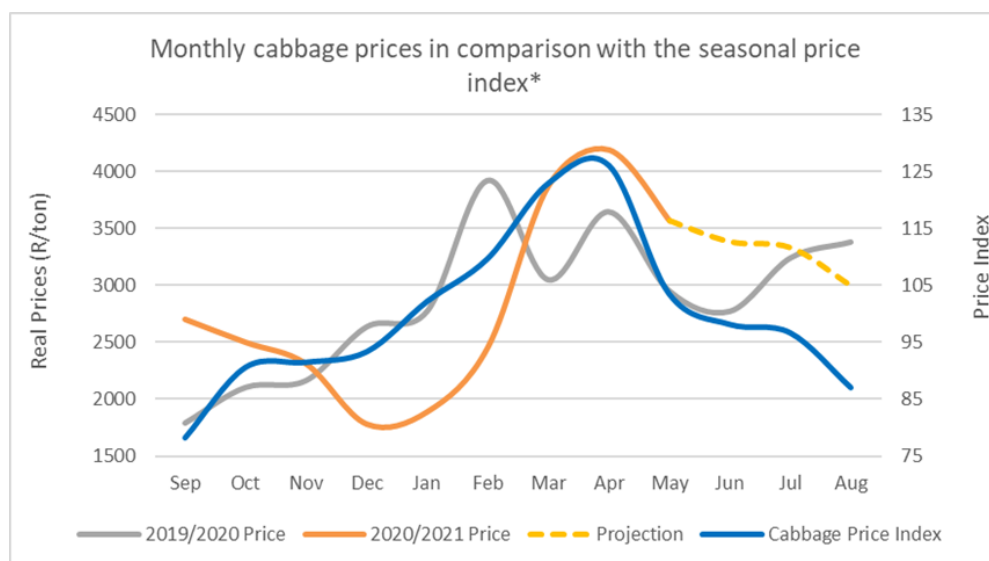
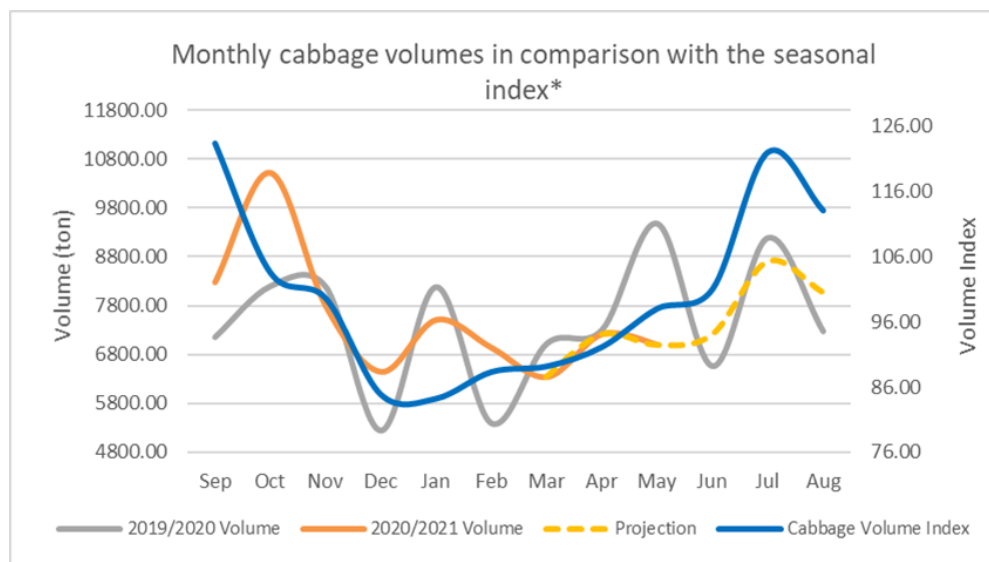
The cabbage volume this week increased by 21.3%, against the previous weeks decrease of 21.6%. The month on month volume this week decreased slightly by 1.5%, compared to the previous weeks decrease of 6.7%. The price this week decreased by 16.6%, in comparison to the previous weeks increase of 7.4%. The month on month price this week decreased by 18.1%, against a stronger decrease of -32.2 the previous week.

### Local Market

#### Weekly Cabbage Volumes and Prices

	Volume (ton)	Price (R/ton)
Week ended 11 June	1 822	R2,384
w/w	21.3%	-16.6%
m/m	-1.5%	-18.1%
y/y	9.6%	-13.4%

### Outlook



\*Jan 2000 - Aug 2021

## Carrot: Market Trends

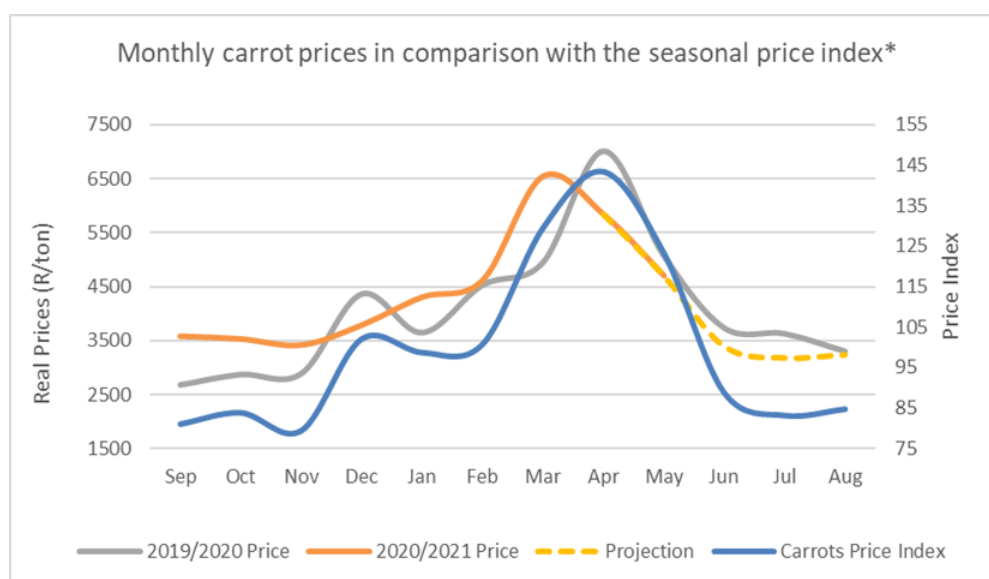
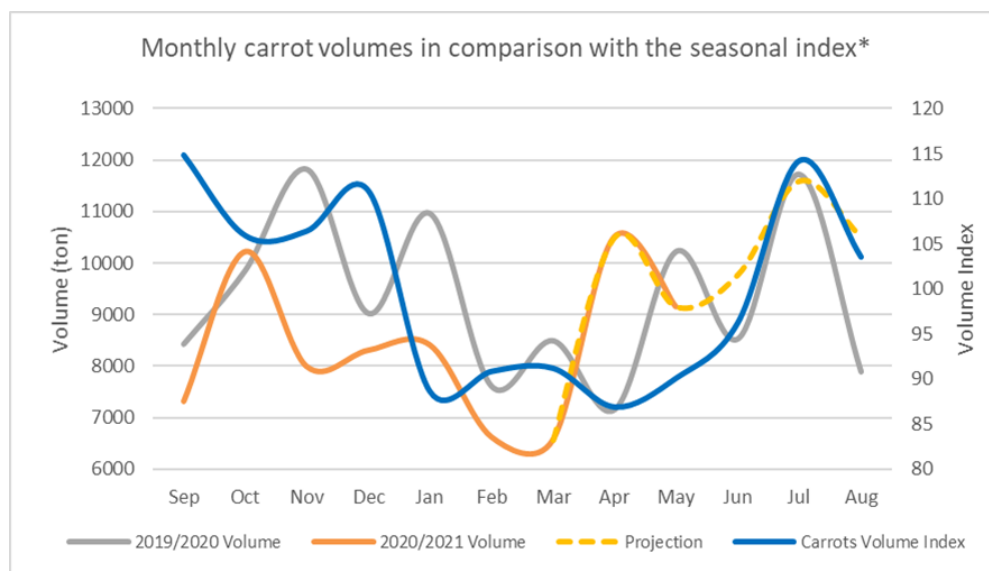
The carrot volumes this week increased by 13.5%, compared to the previous weeks decrease of 18.1%. The month on month volume increased by 4.9% this week, in comparison to the previous weeks decrease of 4.9%. The price this week decreased by 9.6%, compared to the previous week slight increase of 3.6%. The month on month price this week decreased by 16.6%, against the previous weeks decrease of 15.6%.

### Local Market

#### Weekly Carrot Volumes and Prices

	Volume (ton)	Price (R/ton)
Week ended 11 June	2 361	R3,699
w/w	13.5%	-9.6%
m/m	4.9%	-16.6%
y/y	6.2%	1.5%

### Outlook



\*Jan 2000 - Aug 2021

## Onion: Market Trends

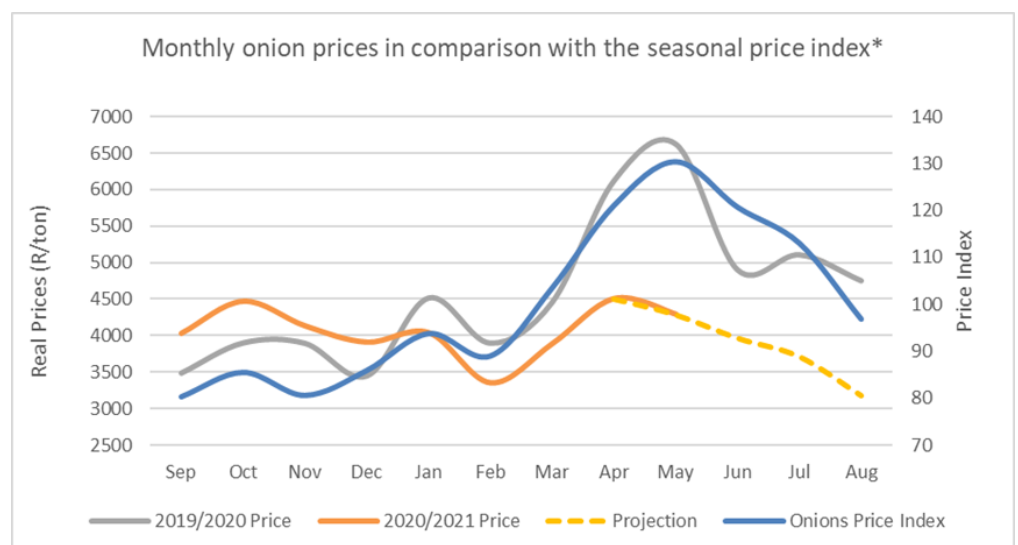
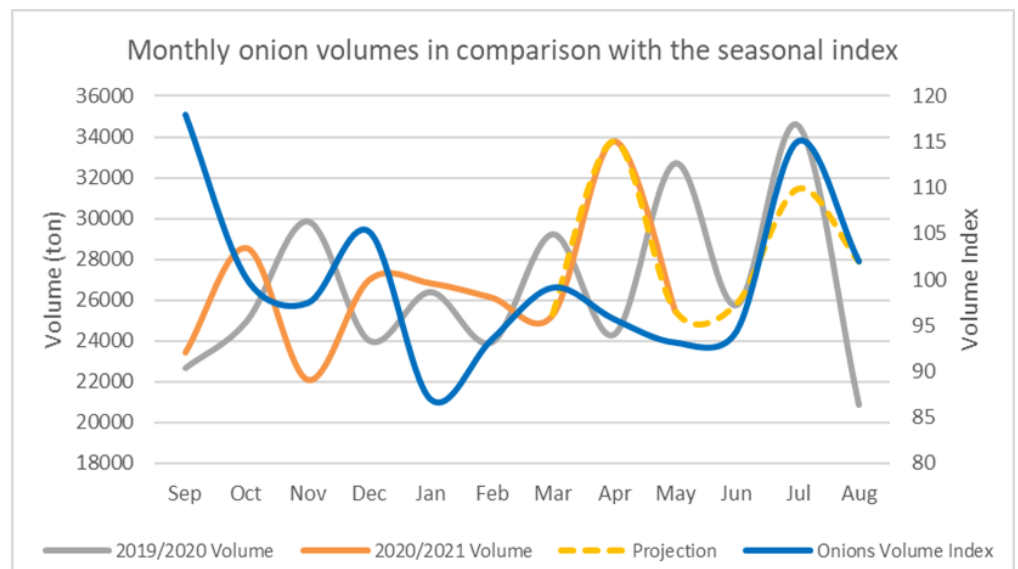
The onion volumes this week increased by 17.5%, against the previous weeks decrease of 16.8%. The month on month volume this week increased by 10.2%, compared to the previous weeks decrease of 21.1%. The price this week increased slightly by 3.4%, in comparison to the previous weeks increase of 9.3%. The month on month price this week increased by 18.2%, compared to the previous weeks increase of 14.8%.

### Local Market

#### Weekly Onion Volumes and Prices

	Volume (ton)	Price (/ton)
Week ended 11 June	6 526	R4,545
w/w	17.5%	3.4%
m/m	10.2%	18.2%
y/y	0.7%	-8.1%

### Outlook



\*Jan 2000 - Aug 2021

## Potato: Market Trends

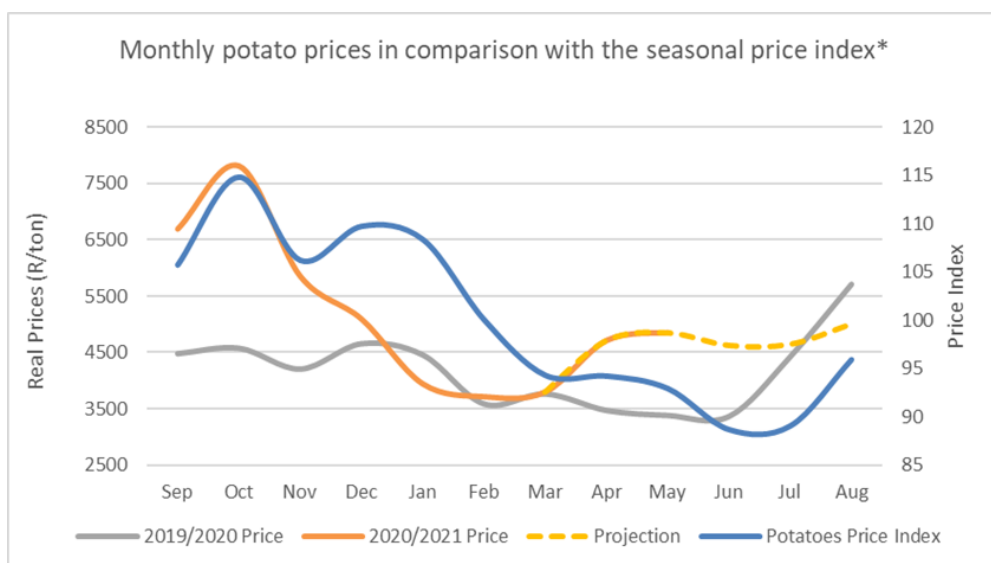
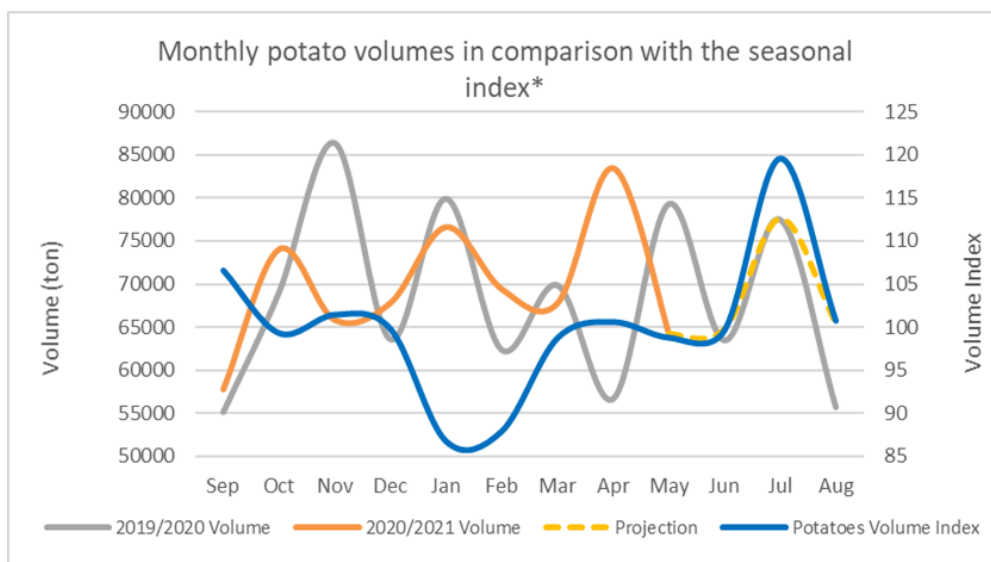
The potato volumes increased by 6.6% this week, against a strong decrease of 23.3% the previous week. The month on month volume this week decreased by 17.9%, against the previous weeks decrease of 20.1%. The price this week increased by 11.6%, in comparison to the previous weeks increase of 12.2%. The month on month price this week saw a strong increase of 35.5%, compared to the previous weeks increase of 14.6%

### Local Market

#### Weekly Potato Volumes and Prices

	Volume (ton)	Price (R/ton)
Week ended 11 June	13 791	R5,780
w/w	6.6%	11.6%
m/m	-17.9%	35.5%
y/y	-22.5%	88.6%

### Outlook



\*Jan 2000 - Aug 2021

## Tomato: Market Trends

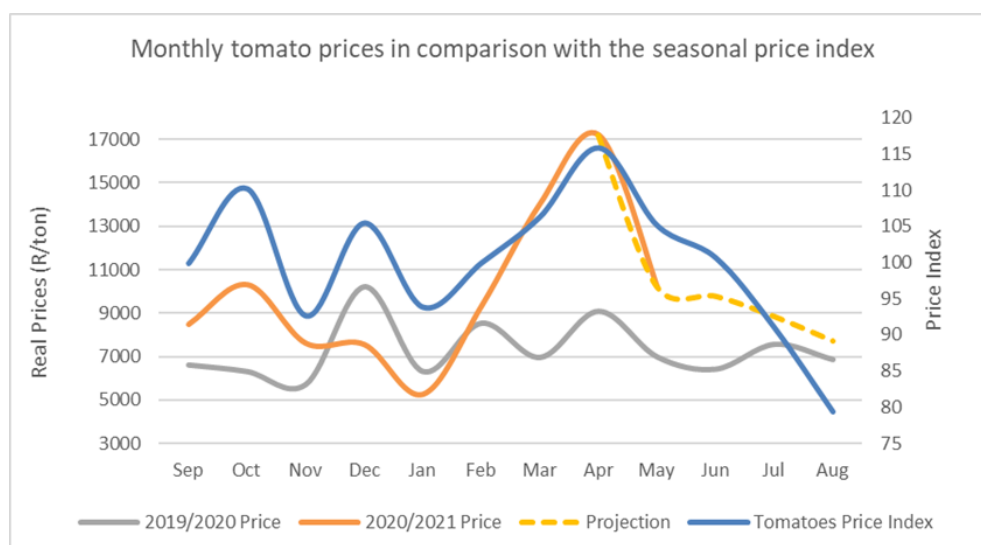
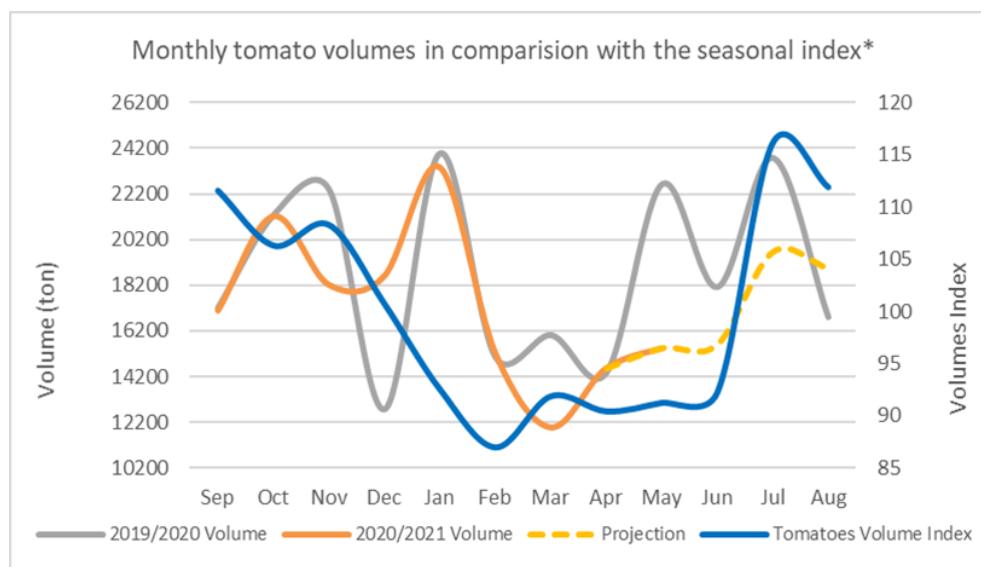
The tomato volumes have decreased slightly by 2.6% this week, against the previous weeks decrease of 17.7%. The month on month volume this week increased by 3.8%, compared to the previous weeks increase of 13.7%. The price this week increased by 4.7%, compared to the previous weeks decrease of 11.5%. The month on month price this week decreased by a strong 25.4%, against a stronger decrease of 42.6% the previous week.

### Local Market

#### Weekly Tomato Volumes and Prices

	Volume (ton)	Price (R/ton)
Week ended 11 June	3 889	R6,782
w/w	-2.6%	4.7%
m/m	3.8%	-25.4%
y/y	-22.3%	10.2%

### Outlook



\*Jan 2000 - Aug 2021