



# Fresh produce market trends

Retail and Business Banking



## Potato price up 70% YoY

Market stakeholders at fresh produce markets in Gauteng reported good quality and firm supply of cabbage and carrots in the past week. Cabbage sold for around R2 per kg, and carrots sold between R2 and R4 per kg. Broken carrots sold from R1.50 to R2 per kg. Consumer demand placed pressure on sales due to middle of the month constraints. Weekly onion pricing remains steady, although volumes have dropped, and quality remains good. Potato supply is tight. This is still the effect of the high levels of rain experienced during the summer months. Rains delayed the planting earlier in the year and also affected yield and quality. This is keeping prices at elevated levels. Tomato pricing has dropped marginally selling at R6731 per ton. Even though volumes have also dropped, the price did not change much. This could also be as a result of weaker mid-month demand.

Retail and Business Banking  
AgriBusiness  
21 June 2021

**Abrie Rautenbach**  
+27 11 350 3327  
Abrie.Rautenbach@absa.africa

**Olga de Freitas**  
+27 11 846 1569  
Olga.defreitas@absa.co.za

<https://www.absa.co.za/business/sector-solutions/agribusiness/agri-smart-insights/>

Accessor

# Fresh Produce Market Report

## Cabbage: Market Trends

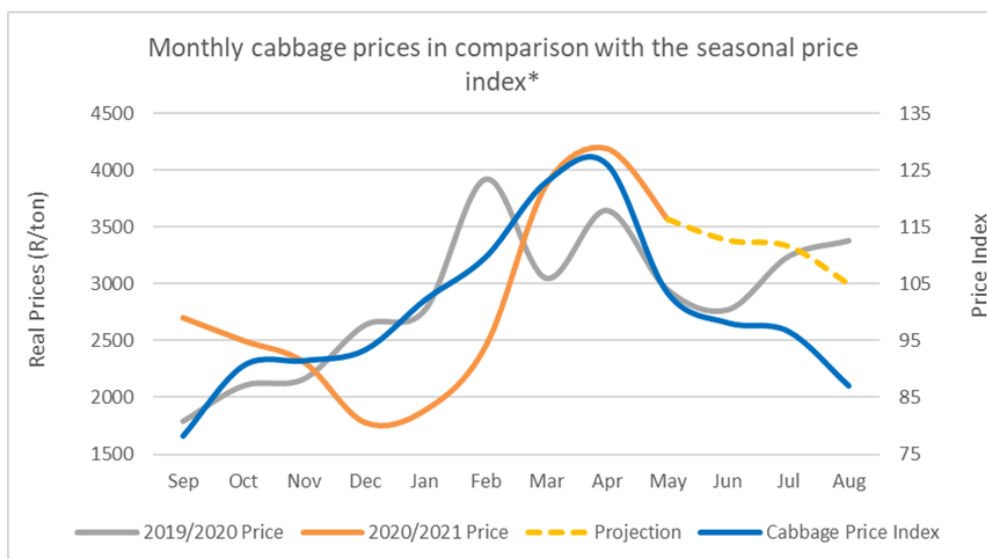
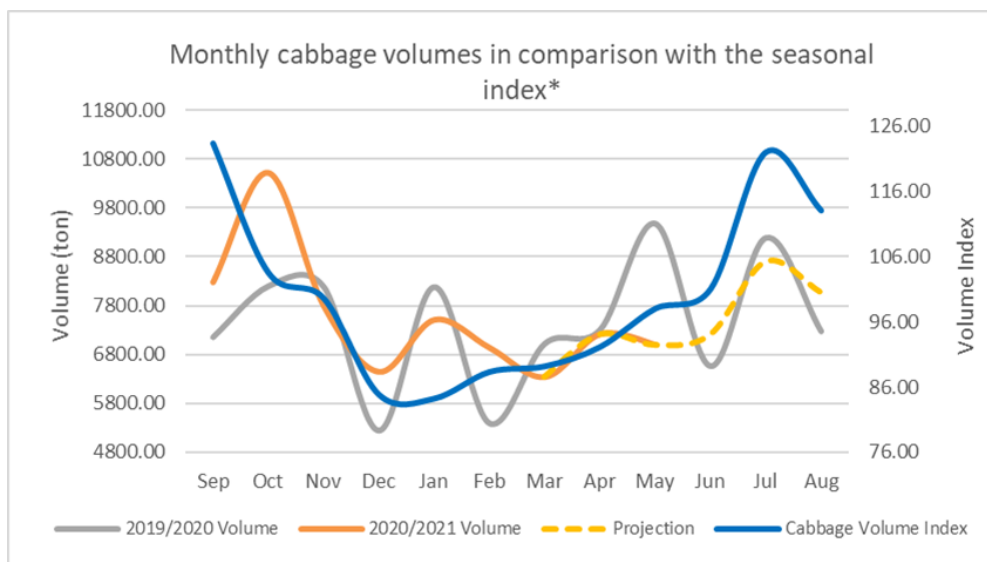
The cabbage volume this week dropped slightly by -2.4%, in comparison to the previous weeks increase of 21.3%. The month on month volume this week increased by 9.7%, compared to the previous weeks very slight decrease of -1.5%. The price this week decreased by -14.5%, against the previous weeks decrease of -16.6%. The month on month price this week decreased strongly by -35.3%, in comparison to the previous weeks decrease of -18.1%.

### Local Market

#### Weekly Cabbage Volumes and Prices

|                    | Volume (ton) | Price (R/ton) |
|--------------------|--------------|---------------|
| Week ended 18 June | 1779         | R2,039        |
| w/w                | -2.4%        | -14.5%        |
| m/m                | 9.7%         | -35.3%        |
| y/y                | 19.9%        | -25.3%        |

### Outlook



\*Jan 2000 - Aug 2021

## Carrot: Market Trends

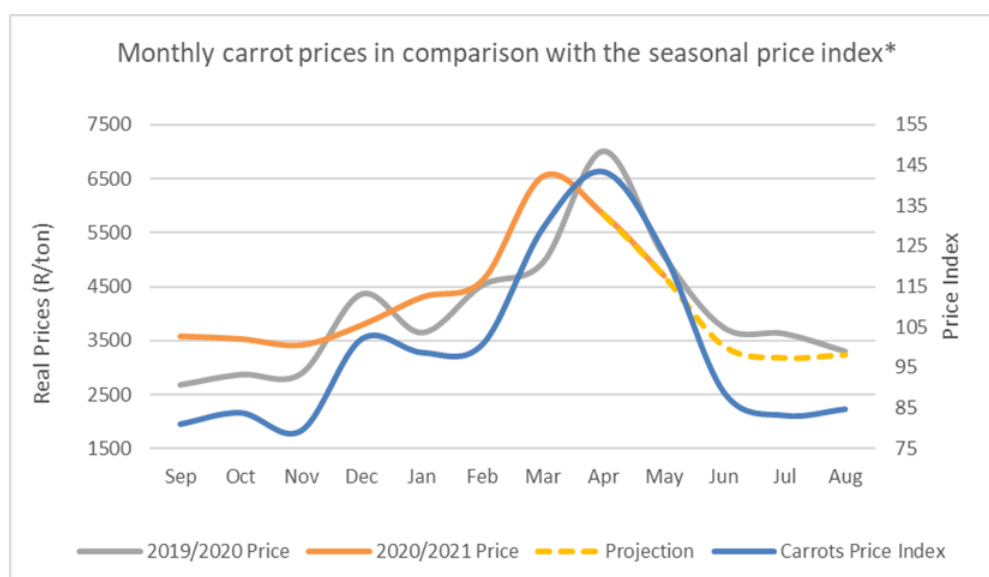
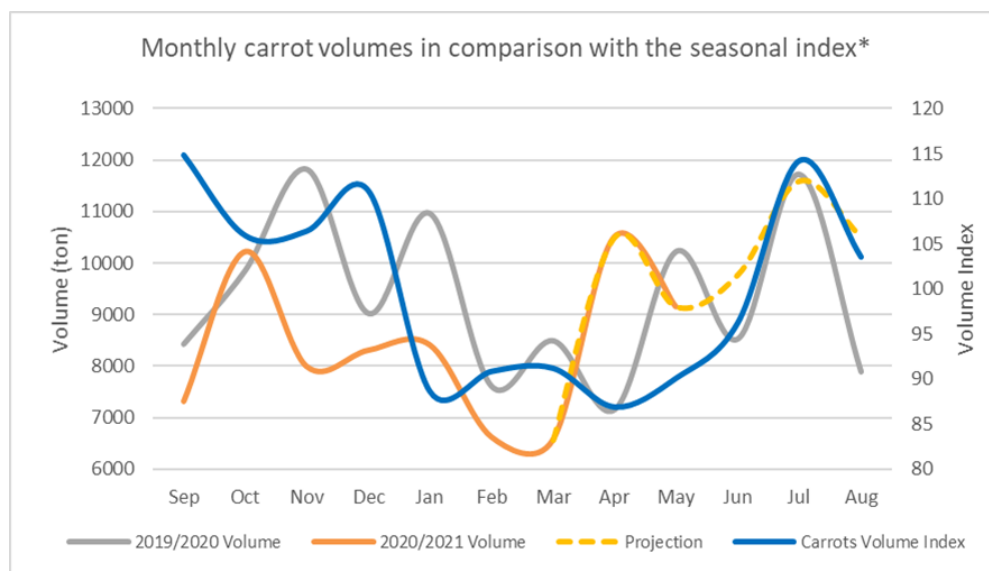
The carrot volume this week dropped by -13.5%, compared to the previous weeks increase of 13.5%. The month on month volume this week decreased by -5.9%, in comparison to the previous weeks low increase of 4.9%. The price this week decreased by -13.2%, against the previous weeks decrease of -9.6%. The month on month price this week decreased by -16.3%, compared to the previous weeks decrease of -16.6%.

### Local Market

#### Weekly Carrot Volumes and Prices

|                    | Volume (ton) | Price (R/ton) |
|--------------------|--------------|---------------|
| Week ended 18 June | 2042         | R3,211        |
| w/w                | -13.5%       | -13.2%        |
| m/m                | -5.9%        | -16.3%        |
| y/y                | 6.7%         | -8.1%         |

### Outlook



\*Jan 2000 - Aug 2021

## Onion: Market Trends

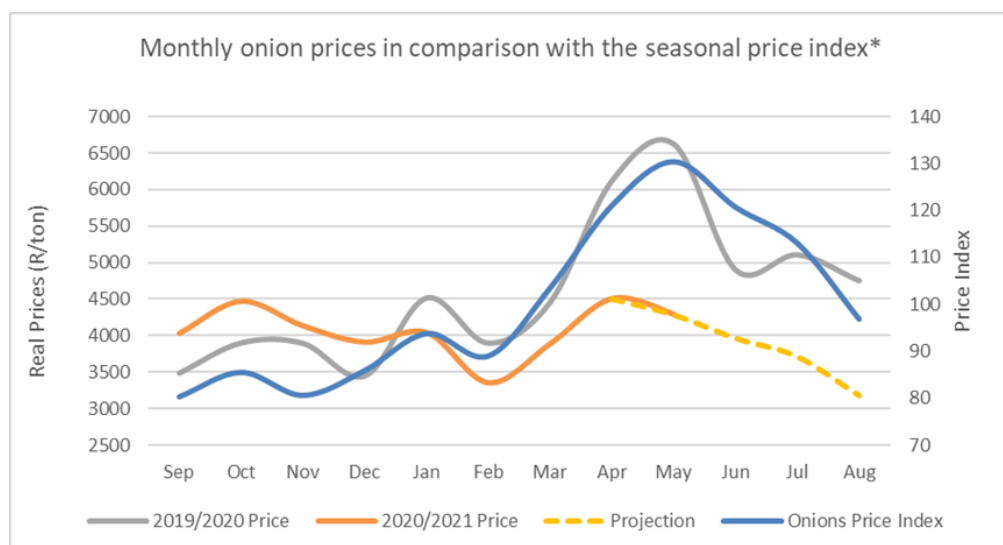
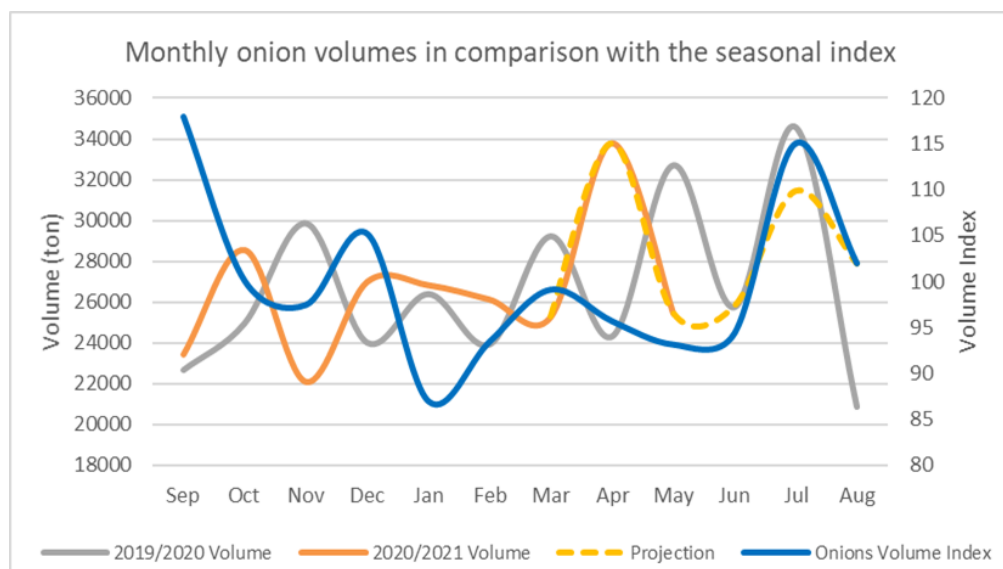
The onion volumes have decreased by -26.3%, compared to the previous weeks increase of 17.5%. The month on month volume this week has decreased by -17.3%, in comparison to the previous weeks increase of 10.2%. The price this week has decreased very slightly by -1.4%, against the previous weeks increase of 3.4%. The month on month price this week has increased by 15.7%, compared to the previous weeks increase of 18.2%.

### Local Market

#### Weekly Onion Volumes and Prices

|                    | Volume (ton) | Price (/ton) |
|--------------------|--------------|--------------|
| Week ended 18 June | 4 808        | R4,480       |
| w/w                | -26.3%       | -1.4%        |
| m/m                | -17.3%       | 15.7%        |
| y/y                | -16.9%       | -5.1%        |

### Outlook



\*Jan 2000 - Aug 2021

## Potato: Market Trends

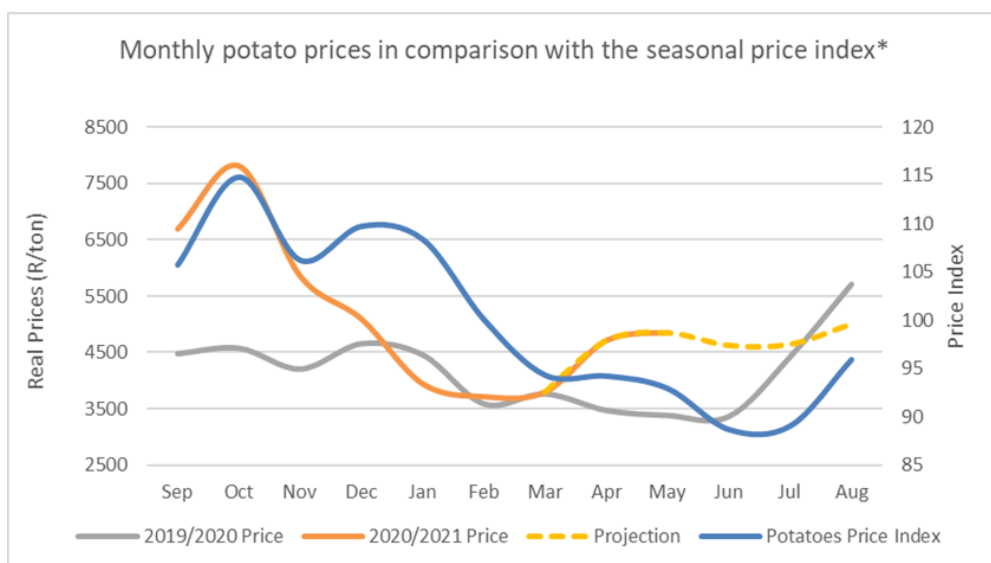
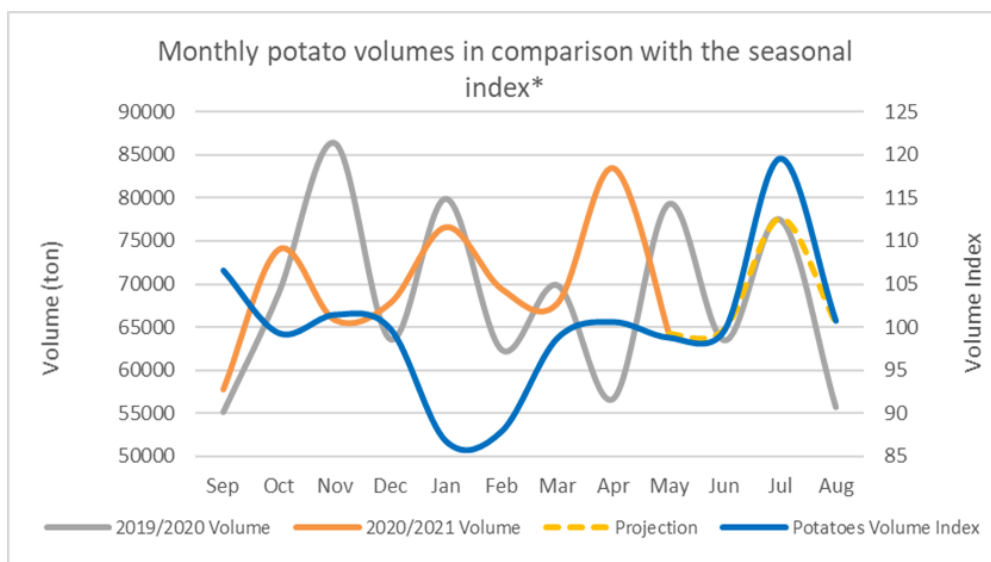
The volume this week dropped by -16.6%, compared to the previous weeks increase of 6.6%. The month on month volume this week decreased by -19.7%, in comparison to the previous weeks decrease of -17.9%. The price this week increased slightly by 3%, against the previous weeks increase of 11.6%. The month on month price this week increased strongly by 41.1%, compared to the previous weeks increase of 35.5%.

### Local Market

#### Weekly Potato Volumes and Prices

|                    | Volume (ton) | Price (R/ton) |
|--------------------|--------------|---------------|
| Week ended 18 June | 11 496       | R5,953        |
| w/w                | -16.6%       | 3.0%          |
| m/m                | -19.7%       | 41.1%         |
| y/y                | -10.3%       | 70.1%         |

### Outlook



\*Jan 2000 - Aug 2021

## Tomato: Market Trends

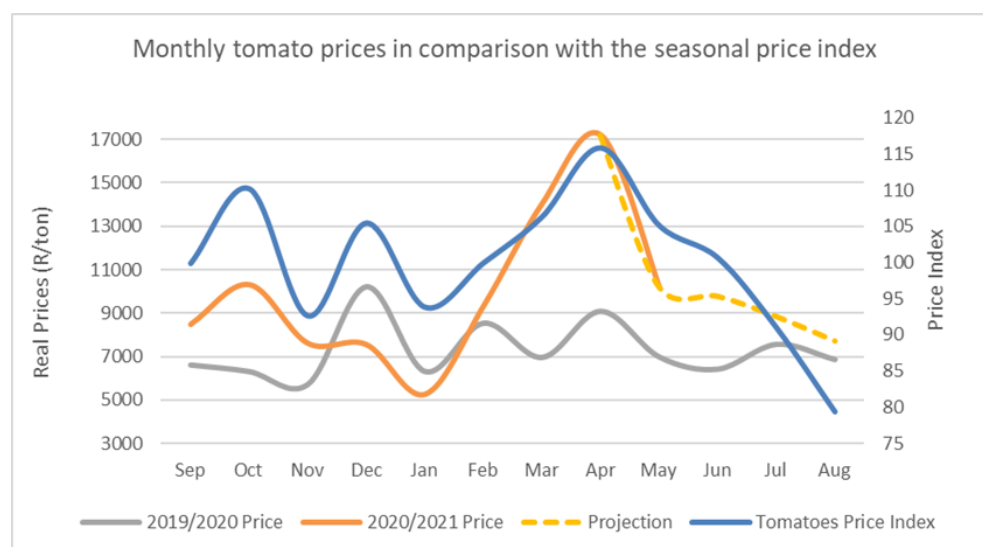
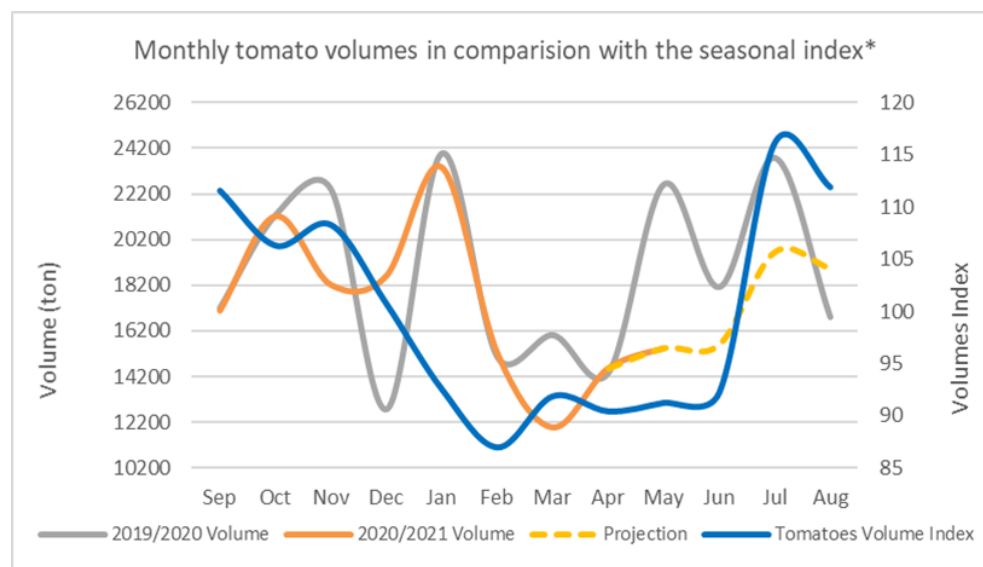
The volume this week has decreased by -8.6%, compared to the previous weeks decrease of -2.6%. The month on month volume this week increased by 7.2%, in comparison to the previous weeks increase of 3.8%. The price this week decreased very slightly by -0.8%, compared to the previous weeks increase of 4.7%. The month on month price this week decreased by -28.6%, against the previous weeks decrease of -25.4%.

### Local Market

#### Weekly Tomato Volumes and Prices

|                    | Volume (ton) | Price (R/ton) |
|--------------------|--------------|---------------|
| Week ended 18 June | 3 555        | R6,731        |
| w/w                | -8.6%        | -0.8%         |
| m/m                | 7.2%         | -28.6%        |
| y/y                | -17.6%       | 11.9%         |

### Outlook



\*Jan 2000 - Aug 2021