



Fresh produce market trends

Retail and Business Banking



Good supply, good quality, demand strengthened

Cabbage volumes increased this week to 1916 tons, with the price dropping by 15.5%. Carrot volume and price increased with prices recorded at R3948 per ton. Potato, average price sold for R5 per kg, which have mainly been sourced from the Eastern and Western Free State, but these regions are currently in between seasons which results in less stock and higher prices. Onion volumes were lower with prices trading at around R5 per kg and continue to be sourced from the Western Cape. Market stakeholders at Gauteng markets reported that demand for tomatoes started off slow in the early week and picked up toward the end, selling between R5 to R10 for a 1kg bag, depending on quality. Quality is reported to be excellent on the Johannesburg markets and prices are expected to increase slightly. Supply and quality of all categories considered here are holding firm with demand strong due to month end.

Retail and Business Banking
AgriBusiness
31 May 2021

Abrie Rautenbach
+27 11 350 3327
Abrie.Rautenbach@absa.africa

Olga de Freitas
+27 11 846 1569
Olga.defreitas@absa.co.za

<https://www.absa.co.za/business/sector-solutions/agribusiness/agri-smart-insights/>

Accessor

Fresh Produce Market Report

Cabbage: Market Trends

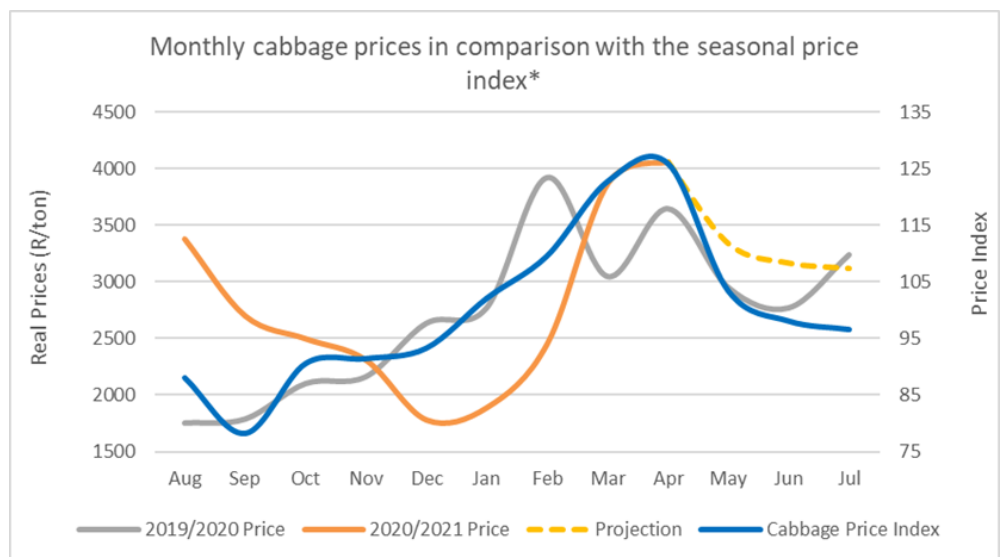
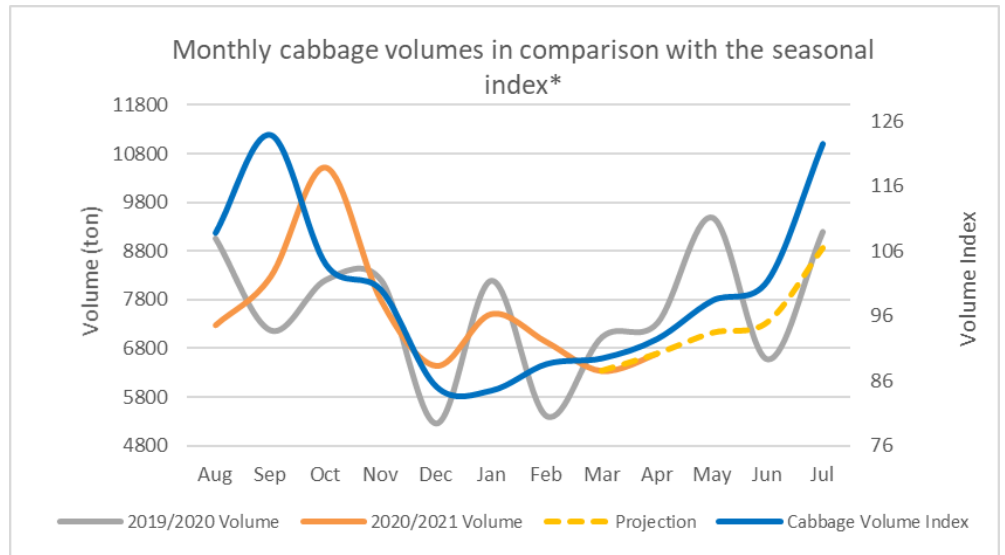
The cabbage volume increased by 18.2% this week, compared to the previous weeks decrease of -12.4%. The month on month volume this week increased strongly by 39.7%, in comparison to the previous weeks decrease of -2.1%. The price decreased by -15.5% this week, compared to the previous weeks increase of 8.3%. The month on month price this week dropped by -26.6%, against the low decrease of -0.7% the previous week.

Local Market

Weekly Cabbage Volumes and Prices

	Volume (ton)	Price (R/ton)
Week ended 28 May	1 916	R2,660
w/w	18.2%	-15.5%
m/m	39.7%	-26.6%
y/y	2.9%	8.5%

Outlook



*Jan 2000 - April 2021

Carrot: Market Trends

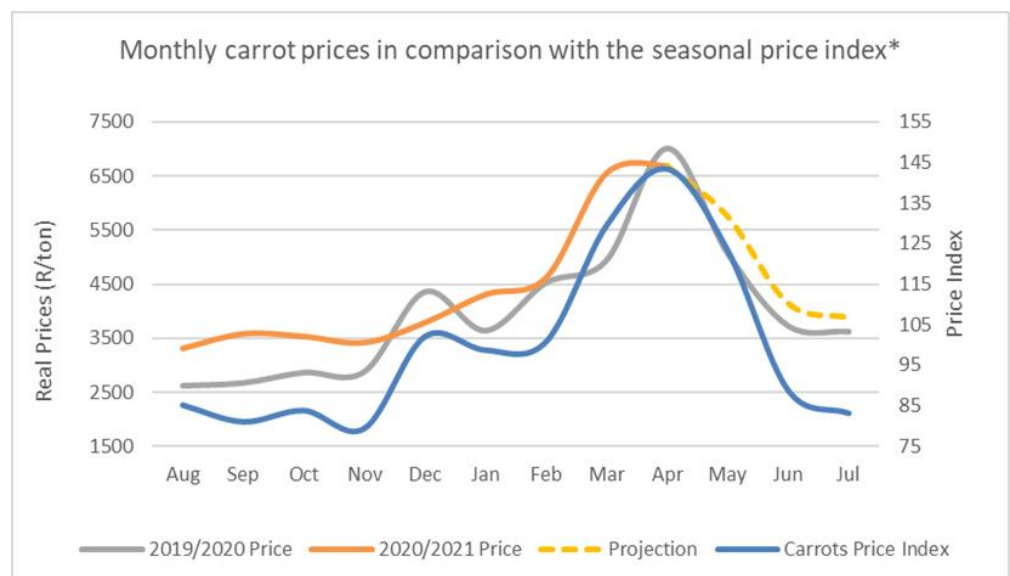
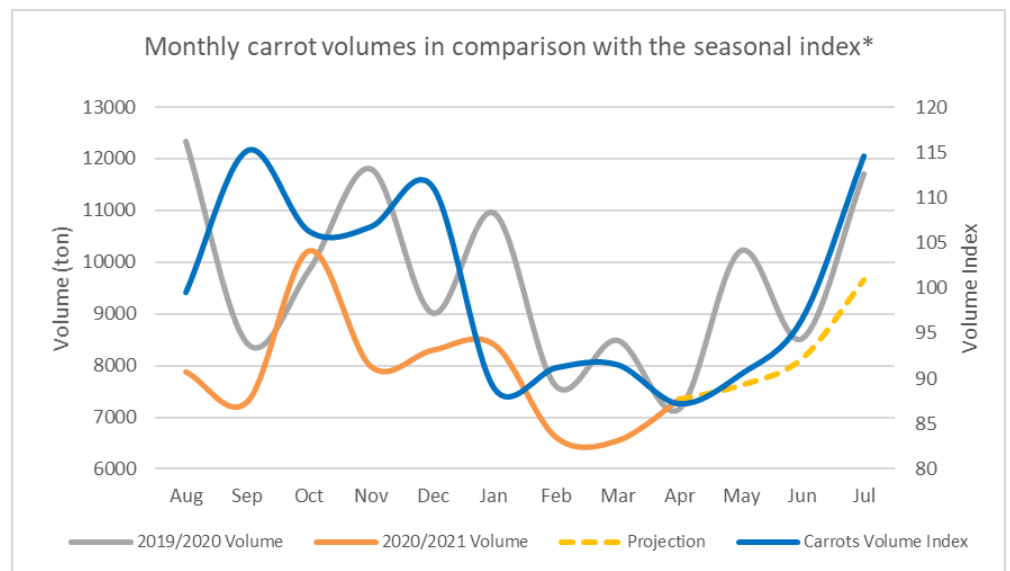
The volumes this week increased by 17%, compared to the previous weeks low decrease of -3.6%. The month on month volume this week increased by 12.2%, in comparison to the previous weeks increase of 9.3%. The price this week increased very slightly by 2.9%, against the previous weeks decrease of -13.5%. The month on month price this week decreased by -19.9%, compared to the previous weeks decrease of -12%.

Local Market

Weekly Carrot Volumes and Prices

	Volume (ton)	Price (R/ton)
Week ended 28 May	2 540	R3,948
w/w	17.0%	2.9%
m/m	12.2%	-19.9%
y/y	17.0%	-5.7%

Outlook



*Jan 2000 - April 2021

Onion: Market Trends

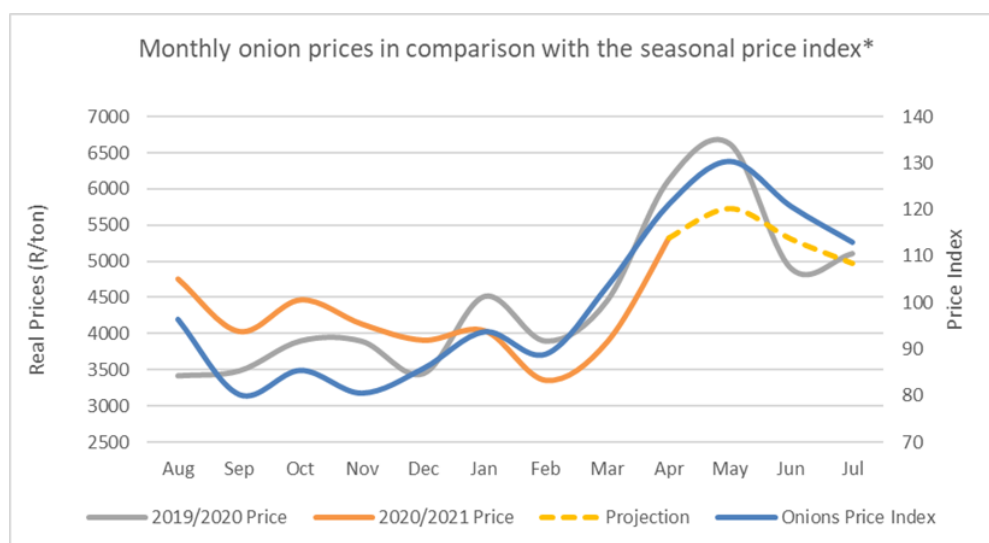
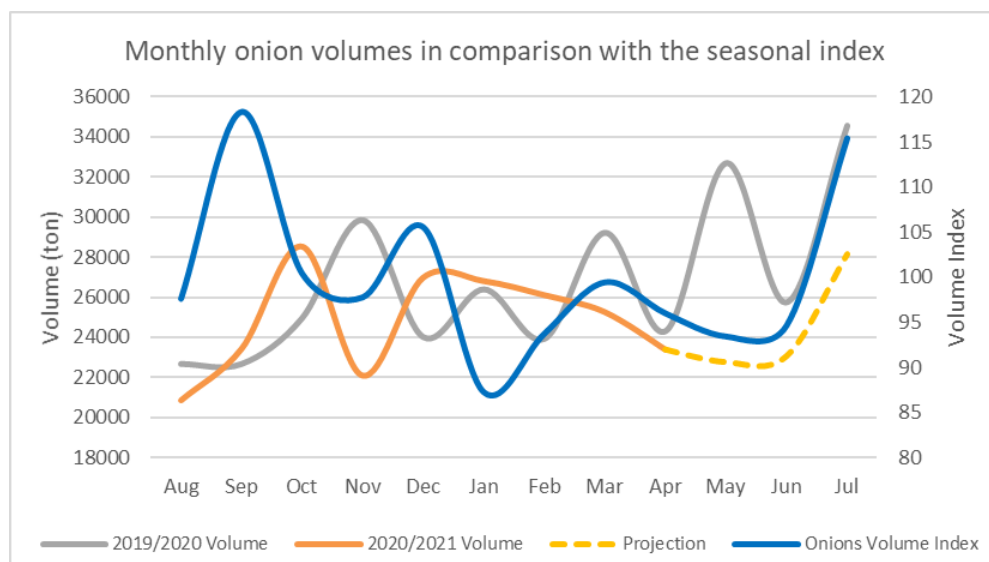
The volume this week increased by 14.9%, compared to the previous weeks low decrease of -1.9%. The month on month volume this week decreased by -8.1%, in comparison to the previous weeks lower decrease of -4.9%. The price this week increased slightly by 3.8%, against the previous week very low increase of 0.7%. The price month on month increased by 5.3% this week, compared to the previous week decrease of -4%.

Local Market

Weekly Onion Volumes and Prices

	Volume (ton)	Price (/ton)
Week ended 28 May	6 674	R4,022
w/w	14.9%	3.8%
m/m	-8.1%	5.3%
y/y	-2.8%	-32.9%

Outlook



*Jan 2000 - April 2021

Potato: Market Trends

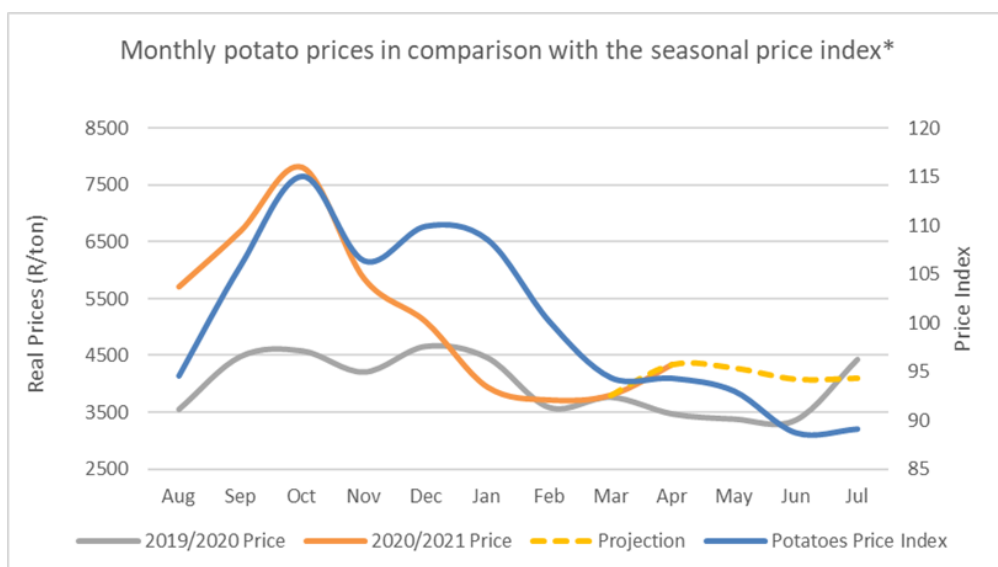
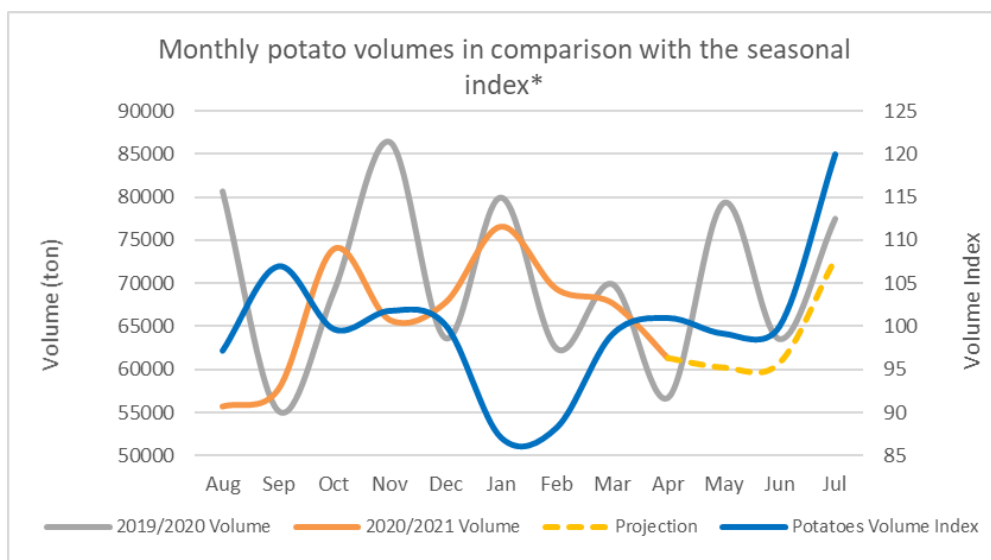
The volume this week increased by 17.9%, compared to the previous weeks decrease of -14.8%. The month on month volume this week dropped by -5.7%, against the previous weeks decrease of -12.5%. The price this week increased by 9.4%, in comparison to the low decrease the previous week of -1.1%. The month on month price increased by 13.3%, compared to the previous weeks increase of 8.8%.

Local Market

Weekly Potato Volumes and Prices

	Volume (ton)	Price (R/ton)
Week ended 28 May	16 874	R4,615
w/w	17.9%	9.4%
m/m	-5.7%	13.3%
y/y	-2.9%	52.5%

Outlook



*Jan 2000 - April 2021

Tomato: Market Trends

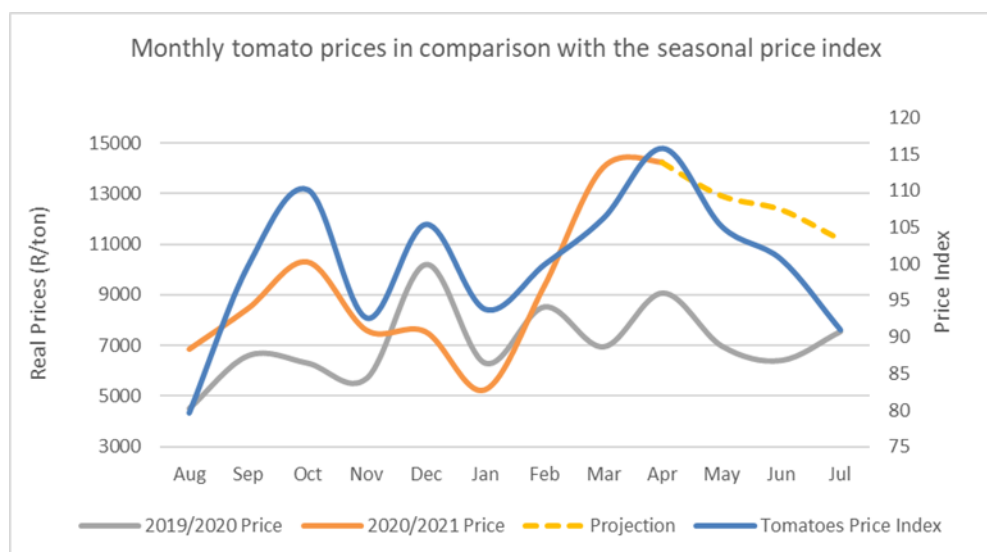
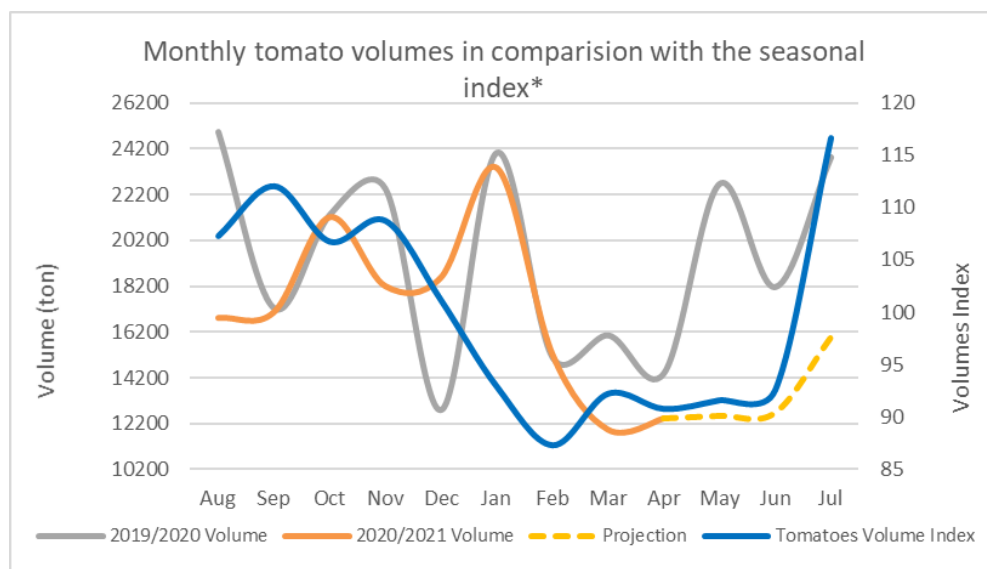
The tomato volume this week increased strongly by 46.4%, against the previous weeks decrease of -11.5%. The month on month volume this week increased by a strong 32.2%, in comparison to the previous weeks decrease of -4.5%. The price this week dropped by 22.4%, compared to the previous weeks slight increase of 3.8%. The month on month price this week decreased by -29%, against the previous weeks decrease of -26.5%.

Local Market

Weekly Tomato Volumes and Prices

	Volume (ton)	Price (R/ton)
Week ended 28 May	4 852	R7,315
w/w	46.4%	-22.4%
m/m	32.2%	-29.0%
y/y	-4.0%	16.6%

Outlook



*Jan 2000 - April 2021