



Fresh produce market trends

Retail and Business Banking



Weaker end of month demand

Cabbage and carrots are currently under slight pressure as market demand eased. Market stakeholders at Gauteng markets reported that cabbage sold for R50 per bag (R2.50 per kg), and carrots sold between R3 and R5 per kg. The cabbages are being sourced from Gauteng producers with Carrots also being sourced from Gauteng and the North West. Good quality on both products are reported. Potato volumes were low, with good quality and product sourced from the Western Free State and lower volumes coming through from the Northern Cape and Limpopo regions. Onions being sourced from the Cape are of excellent quality. Tomato volumes are strong, with good quality being received from the Limpopo Valley. Market stakeholders in Gauteng also note that there is firm demand. National average prices, reported here, does however seem to suggest that demand is under pressure with week on week and month on month price movements being negative, despite weekly volumes also being lower.

Retail and Business Banking
AgriBusiness
7 June 2021

Abrie Rautenbach
+27 11 350 3327
Abrie.Rautenbach@absa.africa

Olga de Freitas
+27 11 846 1569
Olga.defreitas@absa.co.za

<https://www.absa.co.za/business/sector-solutions/agribusiness/agri-smart-insights/>

Accessor

Fresh Produce Market Report

Cabbage: Market Trends

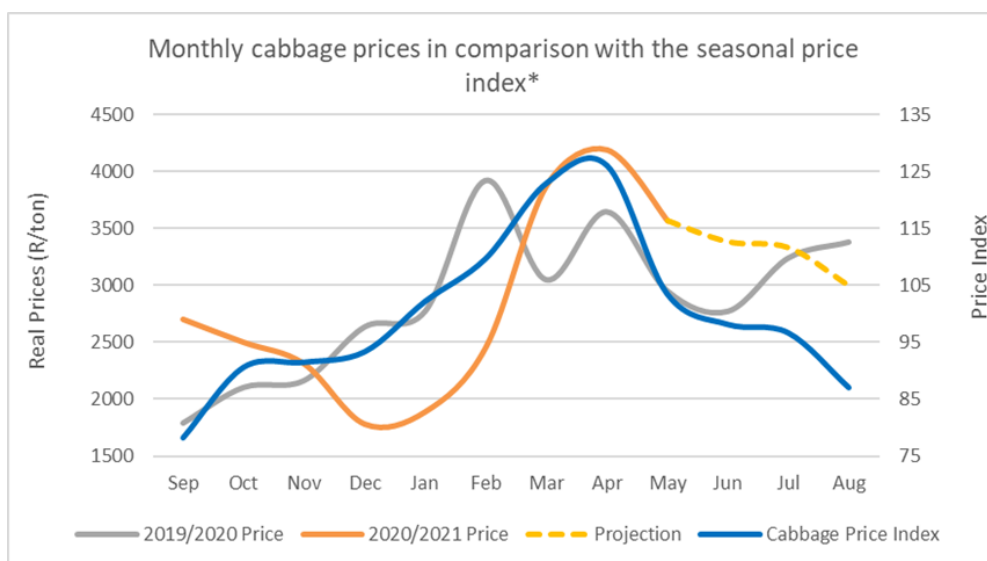
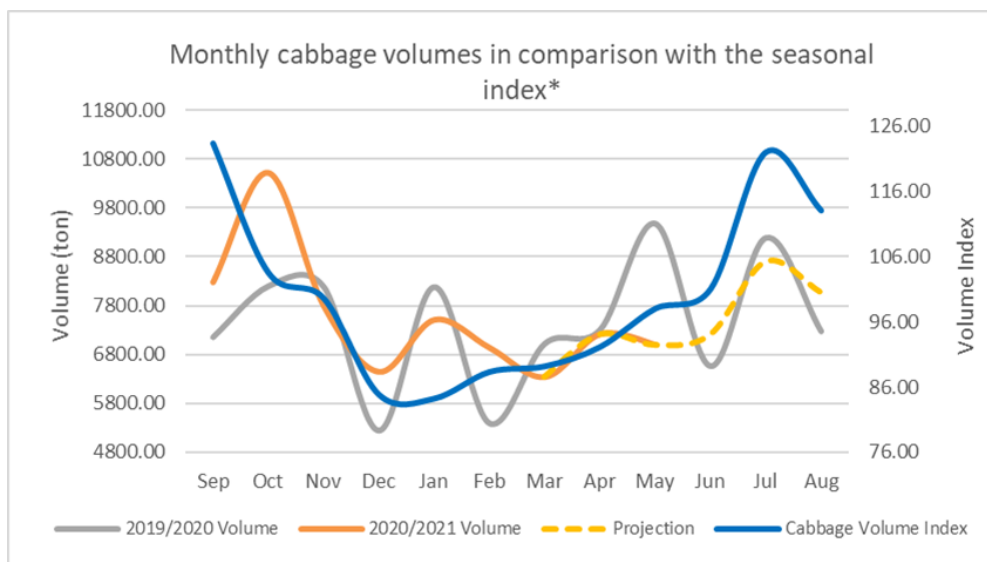
The volume this week decreased by -21.6%, compared to the previous weeks increase of 18.2%. The month on month volume this week decreased by -6.7%, against a strong increase of 39.7% in the previous week. The price this week increased by 7.4%, in comparison to the previous weeks decrease of -15.5%. The price month on month this week decreased by a strong -32.2%, compared to the previous weeks decrease of -26.6%.

Local Market

Weekly Cabbage Volumes and Prices

	Volume (ton)	Price (R/ton)
Week ended 4 June	1 502	R2,857
w/w	-21.6%	7.4%
m/m	-6.7%	-32.2%
y/y	-20.2%	2.7%

Outlook



*Jan 2000 - April 2021

Carrot: Market Trends

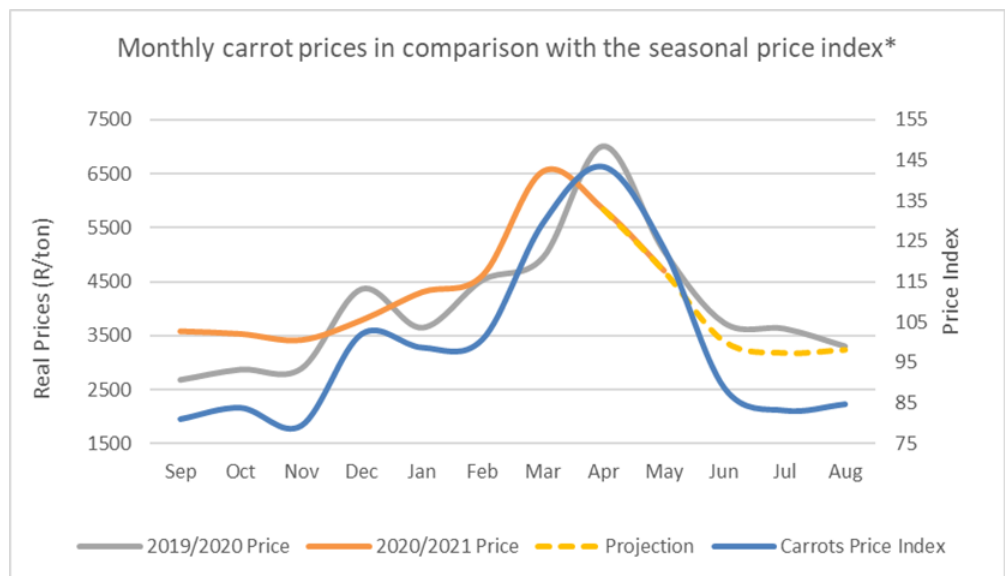
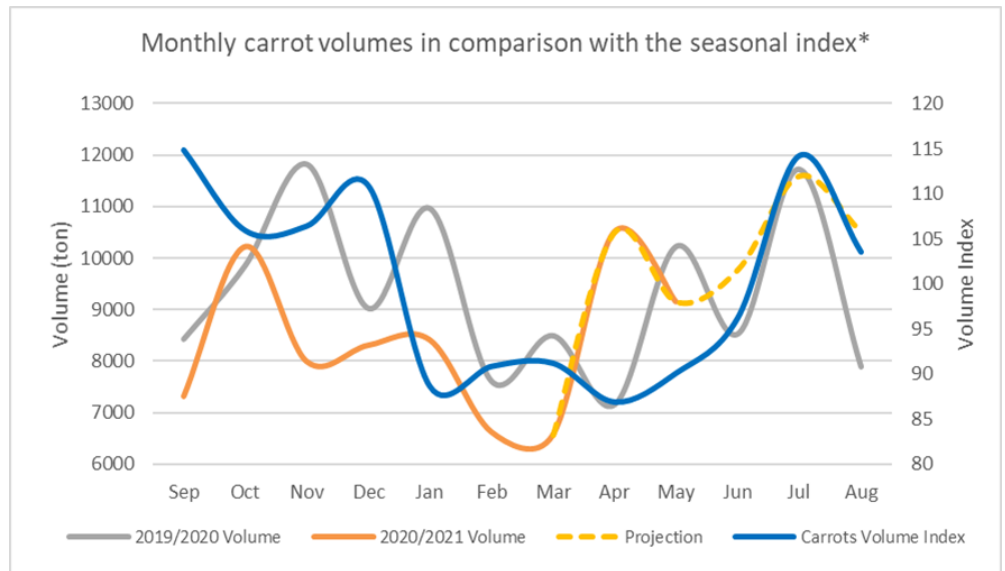
The carrot volumes decreased by -18.1% this week, compared to the increase of 17% the previous week. This week's month on month volume decreased by -4.9% in comparison to the previous weeks increase of 12.2%. The price this week increased slightly by 3.6%, against the previous weeks low increase of 2.9%. The month on month price this week decreased by -15.6% compared to the previous weeks -19.9%.

Local Market

Weekly Carrot Volumes and Prices

	Volume (ton)	Price (R/ton)
Week ended 4 June	2 080	R4,092
w/w	-18.1%	3.6%
m/m	-4.9%	-15.6%
y/y	-15.9%	1.2%

Outlook



*Jan 2000 - April 2021

Onion: Market Trends

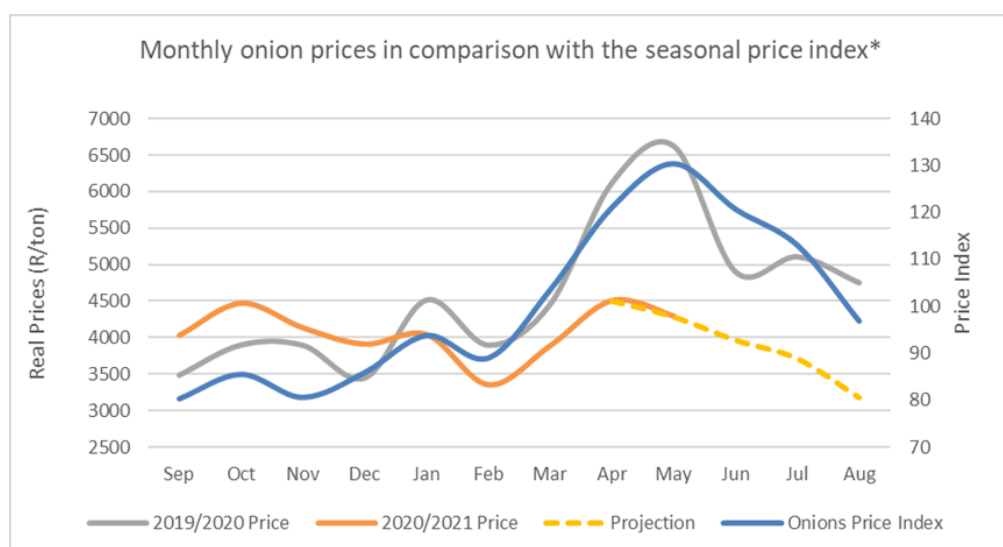
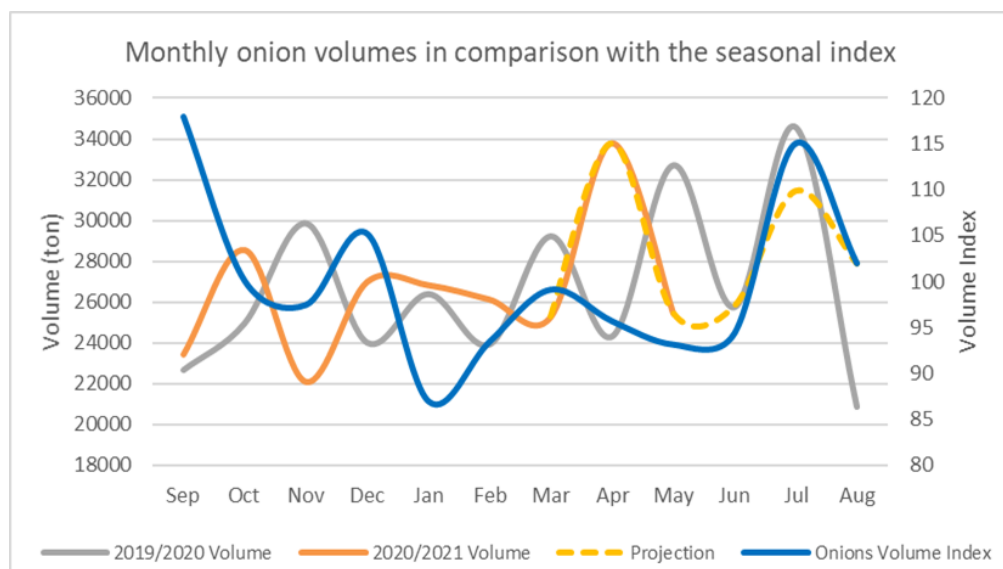
The onion volumes this week decreased by -16.8% compared to the previous weeks increase of 14.9%. The month on month volume this week decreased by -21.1% in comparison to the previous weeks decrease of -8.1%. The price this week increased by 9.3% compared to a low increase of 3.8% the previous week. The month on month price this week increased by 14.8% against the previous weeks increase of 5.3%.

Local Market

Weekly Onion Volumes and Prices

	Volume (ton)	Price (/ton)
Week ended 4 June	5 555	R4,395
w/w	-16.8%	9.3%
m/m	-21.1%	14.8%
y/y	-26.6%	-17.8%

Outlook



*Jan 2000 - April 2021

Potato: Market Trends

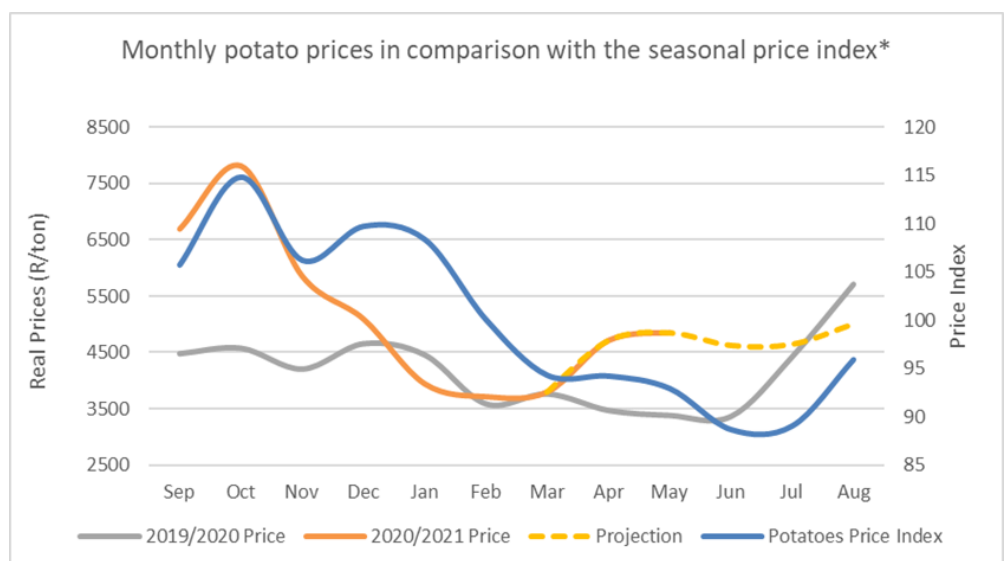
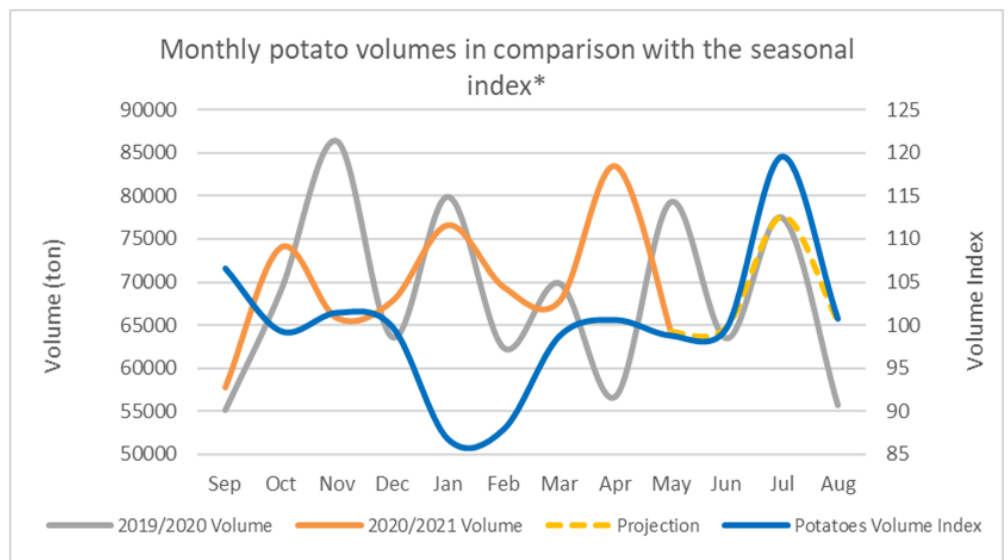
The volume this week decreased by -23.3% compared to the previous weeks increase of 17.9%. The month on month volume this week decreased by -20.1%, against the previous weeks decrease of -5.7%. This week's price increased by 12.2% in comparison to the previous weeks increase of 9.4%. The month on month price this week increased by 14.6% compared to the previous weeks increase of 13.3%.

Local Market

Weekly Potato Volumes and Prices

	Volume (ton)	Price (R/ton)
Week ended 4 June	12 941	R5,179
w/w	-23.3%	12.2%
m/m	-20.1%	14.6%
y/y	-35.0%	69.3%

Outlook



*Jan 2000 - April 2021

Tomato: Market Trends

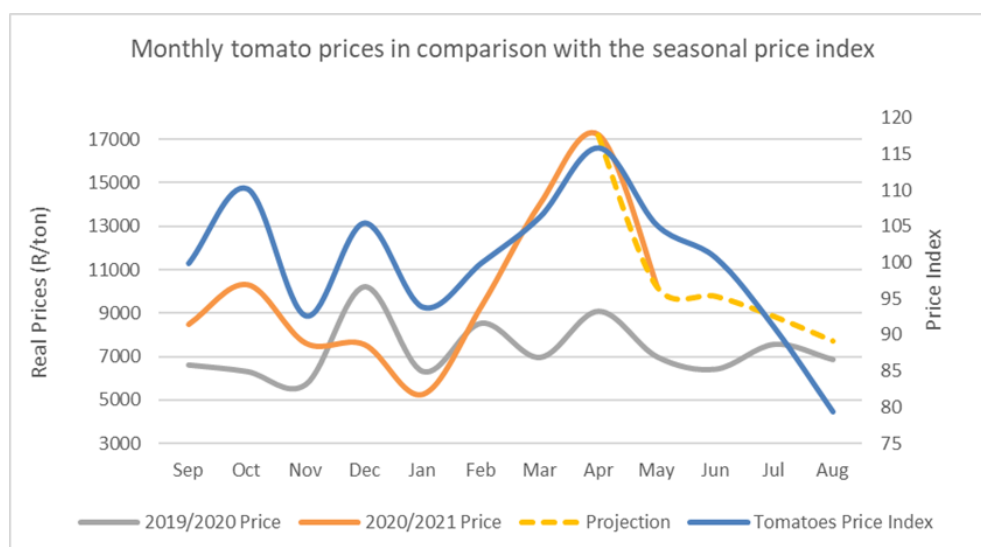
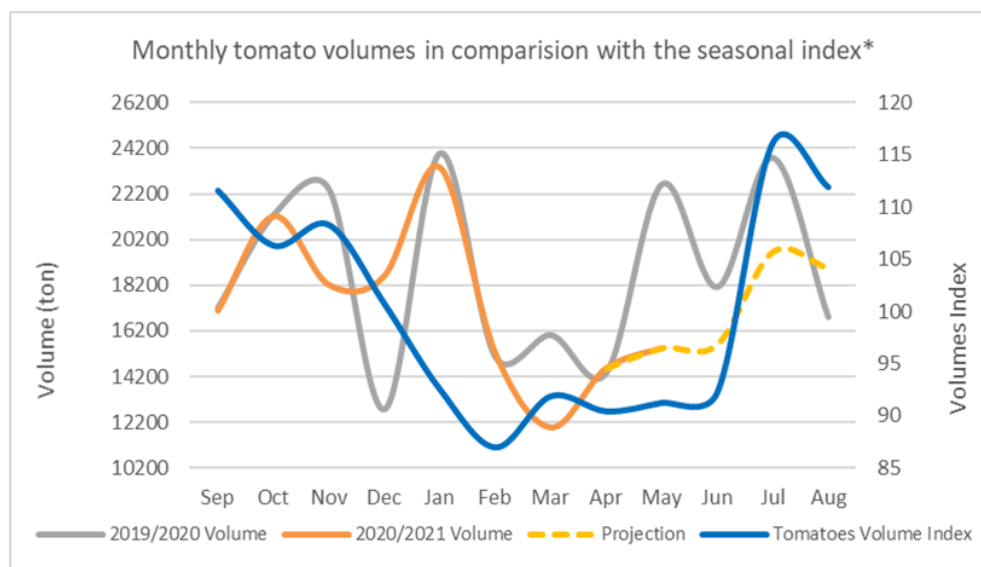
The tomato volume decreased this week by -17.7% compared to a strong increase of 46.4% the previous week. The month on month volume this week increased by 13.7% in comparison to the increase of 32.2% the previous week. The price this week decreased by -11.5% against the previous weeks decrease of -22.4%. The month on month price this week decreased strongly by -42.6% compared to the previous weeks decrease of -29%.

Local Market

Weekly Tomato Volumes and Prices

	Volume (ton)	Price (R/ton)
Week ended 4 June	3 994	R6,475
w/w	-17.7%	-11.5%
m/m	13.7%	-42.6%
y/y	-16.3%	-2.1%

Outlook



*Jan 2000 - April 2021