

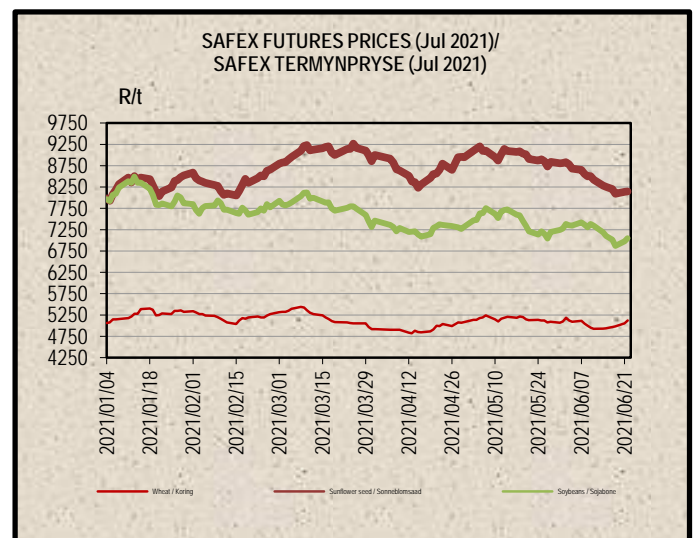
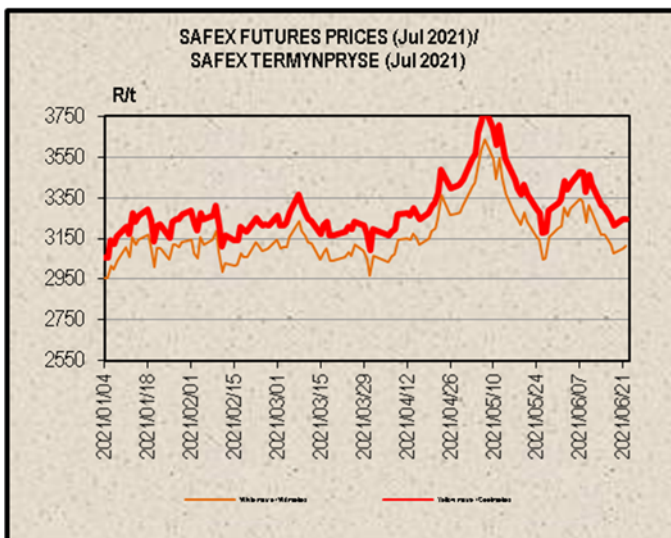
## SAGIS WEEKLY BULLETIN / SAGIS WEEKLIKSE BULLETIN

1. PRODUCER DELIVERIES:	1. PRODUSENTELEWERINGS:
<a href="http://www.sagis.org.za/weekly_prod_deliveries.html">http://www.sagis.org.za/weekly_prod_deliveries.html</a>	
2. IMPORTS, EXPORTS & MAIZE INTENTIONS:	2. INVOERE, UITVOERE & MIELIE INTENSIES:
<a href="http://www.sagis.org.za/weekly_imp-exp.html">http://www.sagis.org.za/weekly_imp-exp.html</a>	

### 3. DOMESTIC PRICES PER SAFEX (R/t)(a)

### 3. PLAASLIKE PRYSE VOLGENS SAFEX (R/t)(a)

Commodity	Future Prices / Termynpryse (2021/06/22) R/ton					Kommoditeit
	Jun-21	Jul-21	Sep-21	Dec-21	Mar-22	
White maize	3 115.00	3 111.00	3 167.00	3 246.00	3 270.00	Witmielies
Yellow maize	3 235.00	3 246.00	3 296.00	3 381.00	3 373.00	Geelmielies
Wheat	5 100.00	5 119.00	5 077.00	4 900.00	4 981.00	Koring
Sunflower	8 122.00	8 145.00	8 283.00	8 401.00	8 203.00	Sonneblom
Soybeans	7 030.00	7 051.00	7 160.00	7 259.00	7 264.00	Sojabone
Sorghum	n/a	3 800.00	3 845.00	n/a	n/a	Sorghum



#### Directors/Direkteure:

Boshoff JDW (Mr/Mnr), Briedenhann E (Dr) (Vice-Chairperson /Onder Voorsitter), Make BB (Mr/Mnr), Mohane HT (Mr/Mnr), Nebe AAA (Mr/Mnr), Ngejane Z (Mr/Mnr), Purchase JL (Dr) Chairperson/Voorsitter, Purnell M (Ms/Me) (Vice-Chairperson /Onder Voorsitter)

#### Alternate Directors/Alternatiewe Direkteure: General Manager/Hoofbestuurder:

Groothof WJ (Mr/Mnr), Penny GR (Mr/Mnr), Schoonwinkel BC (Mr/Mnr), Van der Merwe JM (Ms/Me)  
Hawkins NJ (Mr/Mnr)

4. IMPORT TARIFF ON MAIZE & WHEAT (b)(c)

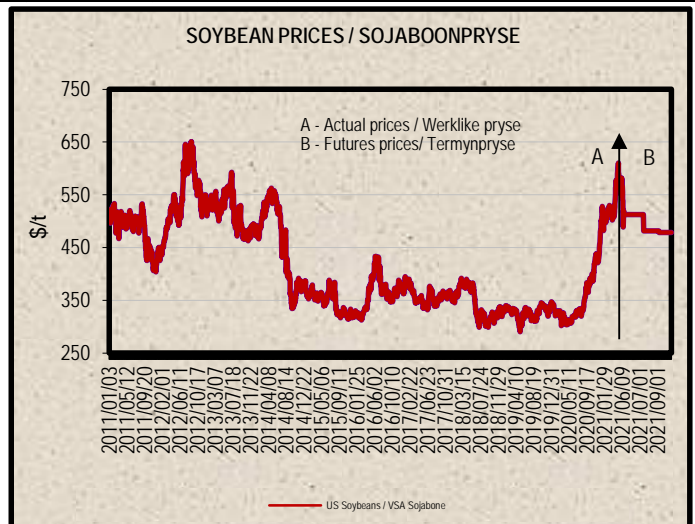
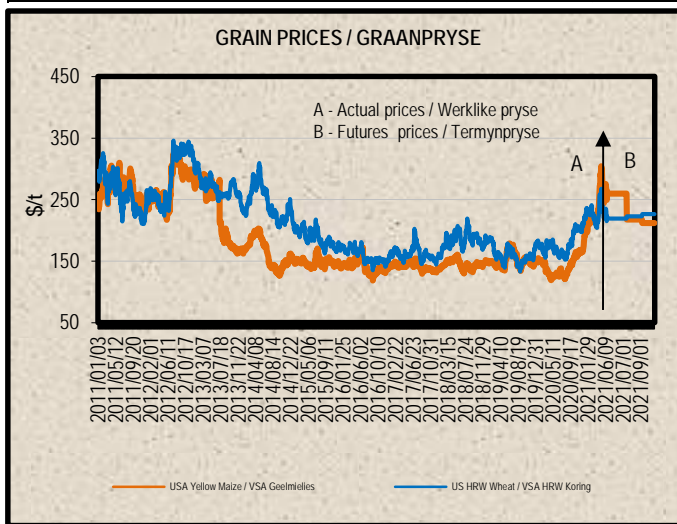
4. INVOERTARIEF OP MIELIES & KORING (b)(c)\*

[http://www.sagis.org.za/import\\_tariffs.html](http://www.sagis.org.za/import_tariffs.html)

5. PRICES - INTERNATIONAL (US\$/t)

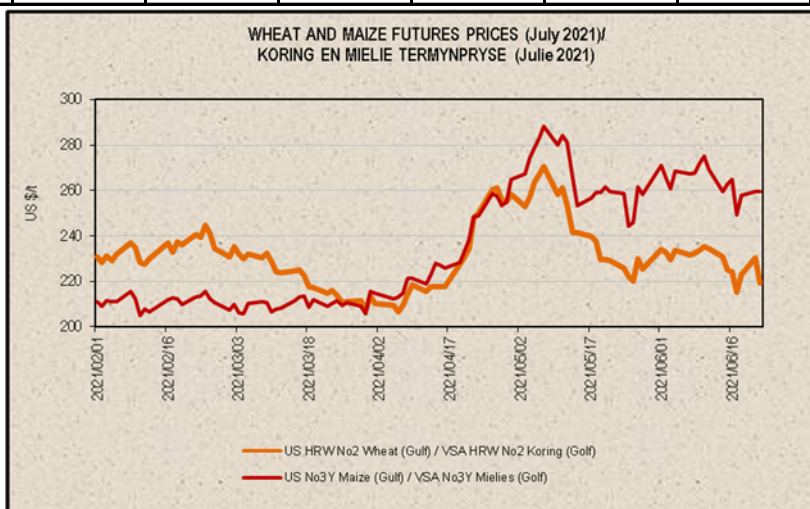
5. PRYSE - INTERNASIONAAL (VSA\$/t)

FOB (US\$/t)	Export Quotations/ Uitvoerkwotasie (b)(f)(g)				VAB (VSA\$/t)
	2021/06/22	2021/06/15	2021/06/08	2021/06/01	
US No 2 HRW Wheat (Gulf)	276.00	284.00	291.00	289.00	VSA No 2 HRW Koring (Golf)
US DNS Wheat 14% PNW	335.00	321.00	331.00	331.00	VSA DNS Koring 14% PNW
Argentine Wheat (Up River)	273.00	273.00	275.00	275.00	Argentynse Koring (Up River)
EC (France) Wheat (grade 1)	250.00	254.00	291.00	295.00	EU (Frankryk) Koring (graad 1)
EC (Germany) B Quality Wheat	250.00	253.00	291.00	293.00	EU (Duitsland) B Kwaliteit Koring
Russia Milling 12.5%	250.00	255.00	266.00	268.00	Swart See Maalkoring
US No 3Y Maize (Gulf)	291.00	297.00	306.00	314.00	VSA No3Y Mielies (Golf)
Argentine Maize (Up River)	238.00	250.00	260.00	265.00	Argentynse Mielies (Up River)
US Sorghum (Gulf)	384.00	387.00	394.00	397.00	VSA Sorghum (Golf)
Argentine Sorghum (Up River)	250.00	250.00	270.00	270.00	Argentynse Sorghum (Up River)
US Soybeans (Gulf)	542.00	569.00	611.00	601.00	VSA Sojabone (Gulf)
Argentine Soybeans (Up River)	505.00	522.00	560.00	553.00	Argentynse Sojabone (Up River)
Canadian Canola	653.00	675.00	735.00	709.00	Kanadese Canola
Argentine Groundnuts Runners 40/50	1390.00	1390.00	1390.00	1370.00	Argentynse Grondbone 40/50 Runners
US Groundnuts Runners 40/50 shelled	1403.00	1405.00	1406.00	1387.00	VSA Grondbone 40/50 Runners uitgedop
Australian Maltng Barley (Commander Malt)	260.00	261.00	258.00	252.00	Australiese Moutgars (Commander Mout)



Futures prices (US\$/t) / Termynpryse (VSA\$/t) (d)(e) (2021/06/22)

Commodity	Jul-21	Sep-21	Dec-21	Mar-22	May-22	Jul-22	Kommoditeit
US No3 Yellow maize	259.67	217.71	212.19	214.95	216.53	216.92	VSA No3 Geelmielies
US No2 HRW wheat	219.14	222.66	226.41	230.16	232.66	231.50	VSA No2 HRW koring
US Soybeans	512.35	481.20	n/a	474.95	474.51	475.61	VSA Sojabone



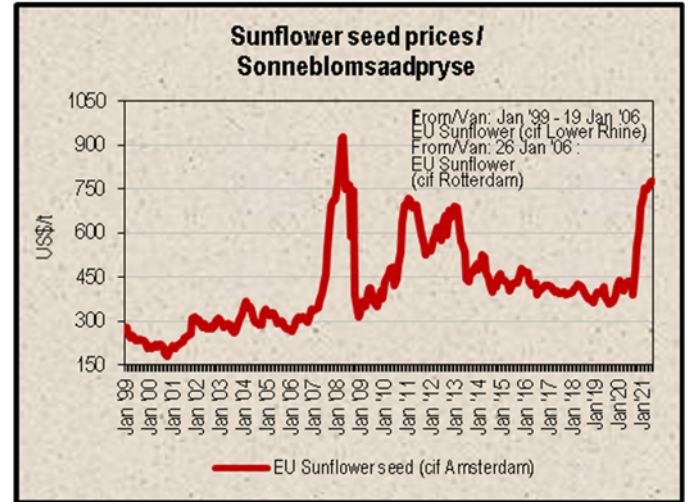
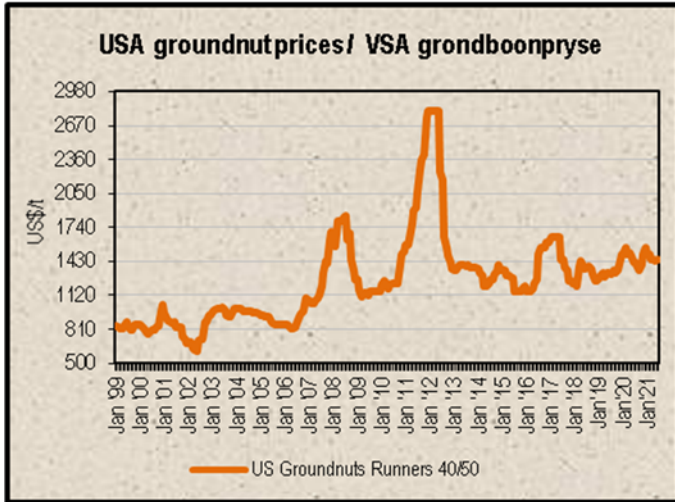
6. LOWEST REPRESENTATIVE ASKING PRICES  
(US\$/t)(f)(g)(Prices of previous week)

6. LAAGSTE VERTEENWOORDIGENDE PRYSE GEVRA  
(Pryse van vorige week)(VSA\$/t)(f)(g)

US\$/t	2021/06/17	2021/06/10	Change/ Verandering	VSA\$/t
Soybeans, USA, c.i.f. Rotterdam	602	652	-7.7%	Sojabone, VSA, k.a.v. Rotterdam
Groundnuts, USA Runners 40/50*	1450	1450	0.0%	Grondbone, VSA Runners 40/50*
Groundnuts, Argentine Runners 40/50*	1470	1470	0.0%	Grondbone, Argentynse Runners 40/50*
Sunflower seed, EU c.i.f. Amsterdam	n/a	n/a	n/a	Sonneblomsaad, EU k.a.v. Amsterdam
Sunflower seed, fob Black Sea	720	725	-0.7%	Sonneblomsaad, Swart See
Sunflower-oil, EU (fob) N.W. Europe	1240	1390	-10.8%	Sonneblom-olie, EU (vab) N.W. Eur.
Rapeseed, Europe, 00, c.i.f. Hamburg	584	646	-9.6%	Raapsaad, Europa, 00, k.a.v. Hamburg

\* Shelled, c.i.f. Rotterdam

\* Uitgedop k a v Rotterdam



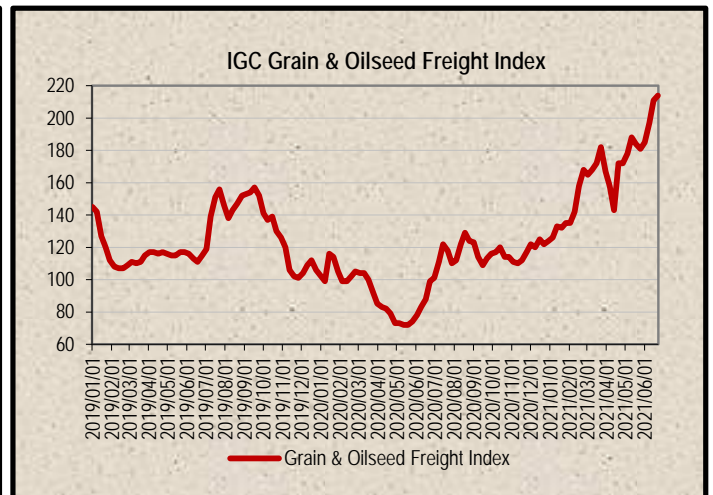
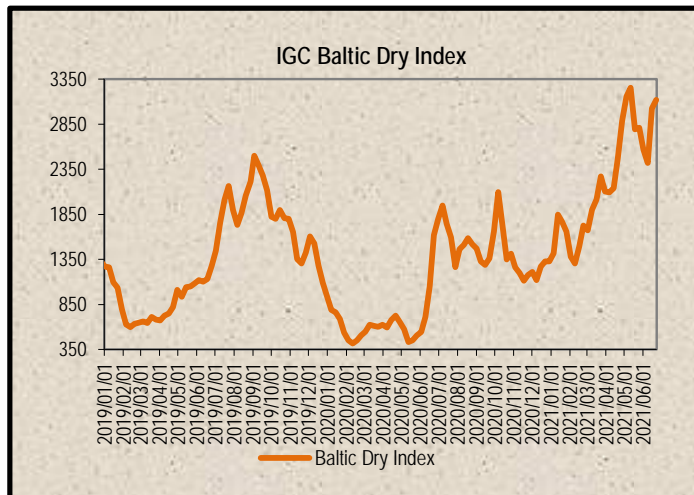
7. IGC FREIGHT INDICES (b)\*

7. IGC VRAG INDEKSE (b)\*

IGC FREIGHT INDICES / IGC VRAG INDEKSE							
	2021/05/18	2021/05/25	2021/06/01	2021/06/08	2021/06/15	2021/06/22	
Baltic Dry Index	2795	2809	2568	2420	3025	3119	Graan & Oliesade Vrag Indeks*
Grain & Oilseeds Freight Index*	184	181	185	197	211	214	Baltiese Droë Indeks

\* IGC's Grain & Oilseeds Freight Index (GOFI) - covers 68 routes. The first week of January 2013 is taken as the index base of 100.

\* IGC se Graan & Oliesade Vrag Indeks (GOVI) - verteenwoordig 68 roetes. Die eerste week van Januarie 2013 word gebruik as die indeks basis van 100.

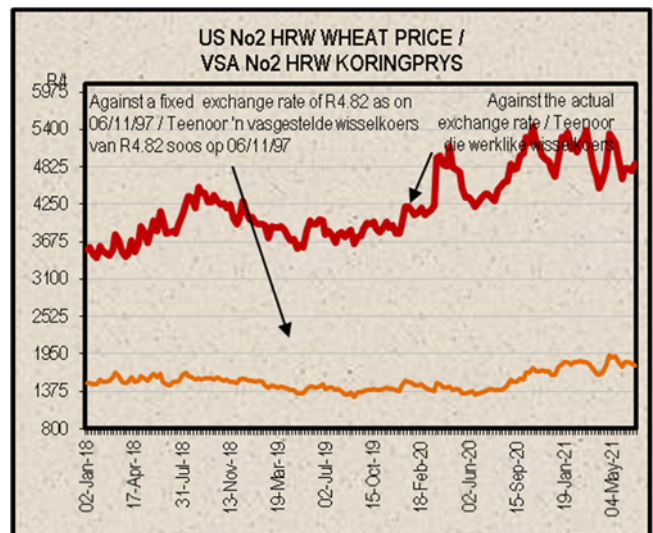
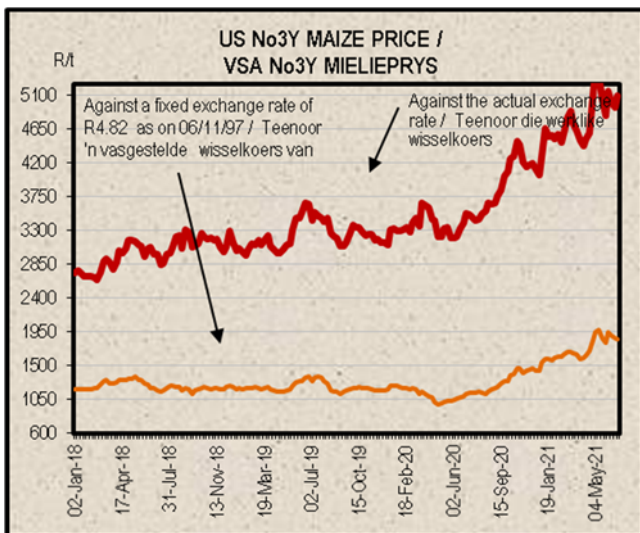


8. IMPORT PARITY PRICES – SUMMER GRAINS (b)(c)

8. INVOERPARITEITPRYSE - SOMERGRANE (b)(c)

INVOERPARITEITPRYSE VAN SOMERGRANE (BTW UITGESLT) SOOS OP			2021/06/22		IMPORT PARITY PRICES OF SUMMER GRAINS (VAT EXCL) AS ON		
ITEM	Nota/ Note	Mielies/Maize	Mielies/Maize	Sorghum	Sorghum	Sorghum	ITEM
		VSA/ USA Golf/Gulf (no.3Y)	Argentynse/ Argentine Up River	VSA/ USA Golf/Gulf	Argentynse/ Argentine Up River	Australiese/ Australian Brisbane	
Internasionale VAB pryse	a	\$/t	\$/t	\$/t	\$/t	\$/t	International FOB prices
Vruggeld	b	291.00	238.00	384.00	250.00	285.00	Freight Rates
Assuransie (0.3% van VAB)		47.00	43.00	47.00	43.00	50.00	Insurance (0.3% of FOB)
1 KOSTE, ASSURANSIE EN VRAG (KAV) \$/T		0.87	0.71	1.15	0.75	0.86	1 COST, INSURANCE AND FREIGHT (CIF) \$/T
<i>Omskakel na R/t</i>		338.87	281.71	432.15	293.75	335.86	<i>Converted to R/t</i>
R/\$ Wisselkoers op: 2021/06/22	c	14.3369	14.3369	14.3369	14.3369	14.3369	R/\$ Exchange rate on: 2021/06/22
2 KOSTE, ASSURANSIE EN VRAG (KAV) R/t		R/t	R/t	R/t	R/t	R/t	2 COST, INSURANCE AND FREIGHT (CIF) R/t
Finansieringskoste	d	4858.35	4038.85	6195.69	4211.46	4815.19	Financing cost
3 KOSTE, ASSURANSIE, VRAG EN FINANSIERING R/t		27.95	23.24	35.65	24.23	27.70	3 COST, INSURANCE, FREIGHT AND FINANCING R/t
Aflaaiikoste:	e, f	4886.30	4062.09	6231.34	4235.69	4842.89	Discharging cost:
- Kaapstad		216.77	216.77	n/a	n/a	n/a	- Cape Town
- Durban		204.95	204.95	204.95	204.95	204.95	- Durban
Invoertarif	g	0.00	0.00	165.16	107.53	122.58	Import Tariff
4 VRY OP SPOOR (VOS) R/t		5103.07	4278.86	n/a	n/a	n/a	4 FREE ON RAIL (FOR) R/t
- Kaapstad		5091.25	4267.04	6396.50	4343.22	4965.47	- Cape Town
- Durban							- Durban
Spoorvragekoste	h	239.70	239.70	239.70	239.70	239.70	Railage cost
- Durban na Randfontein							- Durban to Randfontein
5 GELEWER:							5 DELIVERED:
- Durban na Randfontein R/ton		5330.95	4506.74	6636.20	4582.92	5205.17	- Durban to Randfontein R/ton

- Notas/Notes:
- a Bron van pryse en vruggeld : IGC GMI  
Source of prices and freight rates: IGC GMI
- 2021/06/22
- | Termyn / Term                                  | US\$/ton (VAB/FOB) | Vruggeld/Freight Rate:          | US\$/ton |
|--|--------------------|---------------------------------|----------|
| Mielies/Maize: VSA/USA (Golf/Gulf No.3Y)       | Jul 2021           | US Golf / Gulf                  | 47.00    |
| Mielies/Maize: Argentinië/Argentina (Up River) | Jun 2021           | Argentinië / Argentina          | 43.00    |
| Sorghum: VSA/USA (Golf / Gulf/Milo)            | Jul 2021           | Australië/Australia (Fremantle) | 50.00    |
| Sorghum: Argentinië/Argentina (Up River)       | Jul 2021           |                                 | 250.00   |
| Sorghum: Australië/Australia (Brisbane)        | Jul 2021           |                                 | 285.00   |
- b Vruggeld: bereken vir vrage van +/- 20 000 - 30 000t / Freight rates: calculated for freights of +/- 20 000 - 30 000t.
- c Reserwebank / Reserve Bank
- d Finansieringskoste: 30 000t @ KAV @ primakoers vir 30 dae. Bron/Source: SARB 7.00% 2020/07/24  
Financing cost: 30 000t @ CIF @ prime rate for 30 days.
- |                       | Mielies/Maize: | Sorghum |
|-----------------------|----------------|---------|
| Kaapstad / Cape Town: | 216.77         | n/a     |
| Durban:               | 204.95         | 204.95  |
- e Aflaaiikoste / Discharging costs (R/ton):  
Bron / Source: Mainport Africa Shipping
- f Ingesluit: Kaaigelde, hantering, kaaioesig, agente/dokumentasie, logistiek & opnames (Inspeksie van skeepsvrage) / Included: Wharfage, handling, wharf supervision, agent/documentation, logistic & survey (inspection of shipload).  
Uitgesluit: Gesondheidsinspeksie, -skeepsagentskaplooi, strooktoetsingsfooi vir GMO, opbergingskoste asook BTW en invoerbelasting / Excluded: Health inspection fee, Ship agency fee, strip testing fees for GMO, storage costs as well as VAT and import duty.  
N.B: Slegs 'n aanduiding, aangesien koste van opname beding kan word / N.B: Indication only, as cost of survey can be negotiated.
- g Invoertarif / Import Tariff  
Mielies/Maize = Vry / Free  
Sorghum = 3% op VAB / on FOB
- h Neem asb. kennis van die verandering in Spoorwet se standaard spoorvrage op 1 April 2021, na R239.70. Geldig tot 30 Sep 2021, daarna 4.1% styging tot 31 Mrt 2022.  
Please note the change in Spoorwet's standard railage cost on 1 April 2021 to R239.70. Valid until 30 Sep 2021, thereafter 4.1% increase until 31 Mar 2022.



9. IMPORT PARITY PRICES – WINTER CEREALS (b)(c)

9. INVOERPARITEITPRYSSE - WINTERGRANE (b)(c)

INVOERPARITEITPRYSSE VAN WINTERGRANE (BTW UITGESLT) SOOS OP		2021/06/22		IMPORT PARITY PRICES OF WINTER CEREALS (VAT EXCL) AS ON					
ITEM	Nota / Note	Koring/Wheat	Koring/Wheat	Koring/Wheat	Koring/Wheat	Koring/Wheat	Gars/Barley	ITEM	
		VSA/ USA Golf/Gulf HRW	VSA/ USA PNW DNS	Argentynse/ Argentine Up River Trigo Pan	EU Duitsland/ Germany Hamburg B kwaliteit/ quality	Russies/ Russian Black Sea 12.50%	Australiese/ Australian Adelaide Mout/Malting		
		\$/t	\$/t	\$/t	\$/t	\$/t	\$/t		
Internasionale VAB pryse	a	276.00	335.00	273.00	250.00	250.00	260.00	International FOB prices	
Vruggeld	b	47.00	47.00	43.00	42.00	52.00	51.00	Freight Rates	
Assuransie (0.3% van VAB)		0.83	1.01	0.82	0.75	0.75	0.78	Insurance (0.3% of FOB)	
1 KOSTE, ASSURANSIE EN VRAG (KAV) \$/T		323.83	383.01	316.82	292.75	302.75	311.78	1 COST, INSURANCE AND FREIGHT (CIF) \$/T	
<i>Omskakel na R/t</i>								<i>Converted to R/t</i>	
R/\$ Wisselkoers op: 2021/06/22	c	14.3369	14.3369	14.3369	14.3369	14.3369	14.3369	R/\$ Exchange rate on: 2021/06/22	
2 KOSTE, ASSURANSIE EN VRAG (KAV) R/t		4642.72	5491.18	4542.22	4197.13	4340.50	4469.96	2 COST, INSURANCE AND FREIGHT (CIF) R/t	
Finansieringskoste	d	26.71	31.59	26.13	24.15	24.97	25.72	Financing cost	
3 KOSTE, ASSURANSIE, VRAG EN FINANSIERING R/t		4669.43	5522.77	4568.35	4221.28	4365.47	4495.68	3 COST, INSURANCE, FREIGHT AND FINANCING R/t	
Aflaaiikoste	e, f							Discharging cost	
3.1 Kaapstad (Hoofsaaklik kaaihykskraan metode)		216.77	216.77	216.77	216.77	216.77	216.77	3.1 Cape Town (Mainly shore cranes method)	
3.2 Durban (Hoofsaaklik suig-in-silo metode)		204.95	204.95	204.95	204.95	204.95	204.95	3.2 Durban (Mainly suction into silo method)	
Invoertarif op koring	g	191.70	191.70	191.70	191.70	191.70	0.00	Import Tariff on wheat	
4 VRY OP SPOOR (VOS) R/t								4 FREE ON RAIL (FOR) R/t	
4.1 Kaapstadhawe		5077.90	5931.24	4976.82	4629.75	4773.94	4712.45	4.1 Cape Town Harbour	
4.2 Durbanhawe		5066.08	5919.42	4965.00	4617.93	4762.12	4700.63	4.2 Durban Harbour	
Spoorvragkoste	h							Railage cost	
- Kaapstad na Paarl		96.81	96.81	96.81	96.81	96.81	n/a	- Cape Town to Paarl	
- Durban na Randfontein		239.70	239.70	239.70	239.70	239.70	239.70	- Durban to Randfontein	
5 GELEWER:								5 DELIVERED:	
- Kaapstad na Paarl R/ton		5174.71	6028.05	5073.63	4726.56	4870.75	n/a	- Cape Town to Paarl R/ton	
- Durban na Randfontein R/ton		5305.78	6159.12	5204.70	4857.63	5001.82	4940.33	- Durban to Randfontein R/ton	

Notas/Notes: 2021/06/22

a Bron van pryse en vruggeld : IGC GMI  
Source of prices and freight rates: IGC GMI

Termyn / Term	VAB/FOB US\$/ton	Vruggeld / Freight Rate: US\$/ton	Gars/Barley = US\$ + 1
Koring/Wheat: HRW No 2 (Hard Red Winter) Golf / Gulf	Jul 2021 276.00	VSA/USA (Golf / Gulf) 47.00	
Koring/Wheat: DNS 14% No 2 (Dark Northern Spring) PNW	Jul 2021 335.00	Argentinië / Argentina (Upriver) 43.00	
Koring/Wheat: Argentinië / Argentine (Up River) Trigo Pan	Jul 2021 273.00	EU (Rouen) 42.00	43.00
Koring/Wheat: EU (Duitsland / Germany) B kwaliteit / quality	Aug 2021 250.00	Australië / Australia (Kwinana) 50.00	51.00
Koring/Wheat: Russian Milling 12.5%	Jul 2021 250.00	Rusland/Russia (Novorossiysk) 52.00	
Gars/Barley: Australiese moutgars/Australian malting barley (Adelaide)	Jul 2021 260.00		

b Vruggeld: bereken vir vragte van +/- 20 000 - 30 000t. / Freight rates: calculated for freights of +/- 20 000 - 30 000t.

c Reserwebank / Reserve Bank

d Finansieringskoste: 30 000t @ KAV @ primakoers vir 30 dae. Bron/Source: SARB 7.00% 2020/07/24  
Financing cost: 30 000t @ CIF @ prime rate for 30 days.

e Aflaaiikoste / Discharging cost (R/ton):  
Bron / Source: Mainport Africa Shipping

	Koring/Wheat:	Gars/Barley:
Kaapstad /	216.77	216.77
Durban:	204.95	204.95

f Ingesluit: Kaaigelde, hantering, kaaibesig, agente/dokumentasie, logistiek & opnames (inspeksie van skeepsvrag).  
Included: Wharfage, handling, wharf supervision, agent/documentation, logistic & survey (inspection of shipload).  
Uitgesluit: Gesondheidsinspeksie-, skeepagentskapfooi, strooktoetsingsfooi vir GMO, opbergingskoste asook BTW en invoerbelasting.  
Excluded: Health inspection fee, Ship agency fee, strip testing fees for GMO, storage costs as well as VAT and import duty.  
N.B: Slegs 'n aanduiding, aangesien koste van opname beding kan word / N.B: Indication only, as cost of survey can be negotiated.

g Invoertarif / Import Tariff:  
Koring/Wheat = R191.70/t  
Gars/Barley = Vry/Free

h Neem asb. kennis van verandering in Spoorwet se standaard spoorvrag op 1 April 2021 soos volg:  
Kaapstad na Paarl R96.81 en Durban na Randfontein R239.70. Geldig tot 30 Sep 2021, daarna 4.1% styging tot 31 Mrt 2022.  
Please note the change on 1 April 2021, in Spoorwet's standard railage cost as follows:  
Cape Town to Paarl R96.81 and Durban to Randfontein R239.70. Valid until 30 Sep 2021, thereafter 4.1% increase until 31 Mar 2022.

10. IMPORT PARITY PRICES – OIL SEEDS (b)(c)(f)(g)

10. INVOERPARITEITPRYSE - OLIESADE (b)(c)(f)(g)

INVOERPARITEITPRYSE VAN OLIESADE (BTW UITGESLT) SOOS OP		2021/06/22								IMPORT PARITY PRICES OF OIL SEEDS (VAT EXCL) AS ON	
ITEM	Nota/ Note	Sojabone/ Soybeans	Sojabone/ Soybeans	Sojabone/ Soybeans	Sonneblom/ Sunflower	Sonneblom/ Sunflower	Canola	Grondbone/ Groundnuts	Grondbone/ Groundnuts	ITEM	
		VSA/ USA Golf/Gulf	Argentynse/ Argentine Up River	Brazilië/ Brazil Paranagua	EU Franse/ French Bordeaux	Swart See / Black Sea	Kanadese/ Canadian Vancouver	Argentynse/ Argentine Raw Runners 40/50	VSA/ USA Raw Runners 40/50		
Internasionale VAB pryse	a	\$/t	\$/t	\$/t	\$/t		\$/t	\$/t	\$/t	International FOB prices	
Vraggeld	b	542.00	505.00	522.00	600.00	720.00	653.00	1390.00	1403.00	Freight Rates	
Assuransie (0.3% van VAB)		47.00	43.00	35.00	42.00	52.00	51.00	80.00	47.00	Insurance (0.3% of FOB)	
1 KOSTE, ASSURANSIE EN VRAG (KAV) \$/T		1.63	1.52	1.57	1.80	2.16	1.96	4.17	4.21	1 COST, INSURANCE AND FREIGHT (CIF) \$/T	
<i>Omskakel na R/t</i>		590.63	549.52	558.57	643.80	774.16	705.96	1474.17	1454.21	<i>Converted to R/t</i>	
R/\$ Wisselkoers op: 2021/06/22	c	14.3369	14.3369	14.3369	14.3369	14.3369	14.3369	14.3369	14.3369	R/\$ Exchange rate on: 2021/06/22	
2 KOSTE, ASSURANSIE EN VRAG (KAV) R/t		R/t	R/t	R/t	R/t		R/t	R/t	R/t	2 COST, INSURANCE AND FREIGHT (CIF) R/t	
Finansieringskoste	d	8467.80	7878.41	8008.16	9230.10	11099.05	10121.28	21135.03	20848.86	Financing cost	
3 KOSTE, ASSURANSIE, VRAG EN FINANSIERING R/t		48.72	45.33	46.07	53.10	63.86	58.23	121.60	119.95	3 COST, INSURANCE, FREIGHT AND FINANCING R/t	
		8516.52	7923.74	8054.23	9283.20	11162.91	10179.51	21256.63	20968.81		
Alfaakoste: Durban	e, f	204.95	204.95	204.95	219.95	219.95	204.95	612.23	612.23	Discharging cost: Durban	
Invoertarif:	g	621.65	579.21	598.71	0.00	0.00	936.20	1992.83	2011.47	Import Tariff:	
4 VRY OP SPOOR (VOS) R/t Durban		9343.12	8707.90	8857.89	9503.15	11382.86	11320.66	23861.69	23592.51	4 FREE ON RAIL (FOR) R/t Durban	
Spoorvragkoste	h									Railage cost	
- Durban na Randfontein		239.70	239.70	239.70	239.70	239.70	239.70	-	-	- Durban to Randfontein	
5 GELEWER:										5 DELIVERED:	
- Durban na Randfontein R/ton		9582.82	8947.60	9097.59	9742.85	11622.56	11560.36	-	-	- Durban to Randfontein R/ton	

Notas/Notes:

a Bron van pryse en vraggeld / Source of prices and freight rates : IGC (GMI), Geogalos Peanut World & Oilworld  
2021/06/22

Termy n / Term	US\$/ton (VAB/FOB)	Vraggeld/Freight Rate:	US\$/ton
Sojabone/Soybeans: VSA/USA (Golf/Gulf)	542.00	US Golf / Gulf	47.00
Sojabone/Soybeans: Argentinië/Argentina (Up River)	505.00	Argentinië / Argentina	43.00
Sojabone/Soybeans: Brazilië/Brazil (Paranagua)	522.00	Brazilië/Brazil (Santos)	35.00
Sonneblom/Sunflower: EU Frankryk/France (Bordeaux)	600.00	EU (Rouen)	42.00
Sonneblom/Sunflower: Swart See/Black Sea	720.00	Kanada/Canada (St Lawrence)	51.00
Canola: Kanada/Canada (Vancouver)	653.00	Rusland / Russia (Novorossiysk)	52.00
Grondbone/Groundnuts: Argentinië/Argentina (Raw Runner 40/50)	1390.00	Grondbone/Groundnuts (ARG)	80.00
Grondbone/Groundnuts: VSA/USA (Runners 40/50)	1403.00		

b Vraggeld: bereken vir vragte van +/- 20 000 - 30 000t. / Freight rates: calculated for freights of +/- 20 000 - 30 000t.

c Reserwebank / Reservebank

d Finansieringskoste: 30 000t @ KAV @ primakoers vir 30 dae. Bron/Source: SARB 7.00% 2020/07/24  
Financing cost: 30 000t @ CIF @ prime rate for 30 days.

	Sojabone/ Soybeans	Sonneblom/ Sunflower	Canola	Grondbone/ Groundnuts
Durban:	204.95	219.95	204.95	612.23

e Alfaakoste / Discharging costs (R/ton):  
Bron / Source: Mainport Africa Shipping

f Alfaakoste / Discharging fees:  
Ingesluit: Kaaigelde, hantering, kaaioesig, agente/dokumentasie, logistiek & opnames (inspeksie van skeepsvrag) /  
Included: Wharfage, handling, wharf supervision, agent/documentation, logistic & survey (inspection of shipload).  
Uitgesluit: Gesondheidsinspeksie-, skeepagentskapfooi, strooktoetsingsfooi vir GMO, opbergingskoste asook BTW en invoerbelasting /  
Excluded: Health inspection fee, Ship agency fee, strip testing fees for GMO, storage costs as well as VAT and import duty.  
N.B: Slegs 'n aanduiding, aangesien koste van opname beding kan word / N.B: Indication only, as cost of survey can be negotiated.

g Invoertarif / Import Tariff:  
Sojabone/Soybeans = 8% op VAB / on FOB  
Sonneblom/Sunflower = Vry / Free  
Canola = 10% op VAB / on FOB  
Grondbone/Groundnuts = 10% op VAB / on FOB

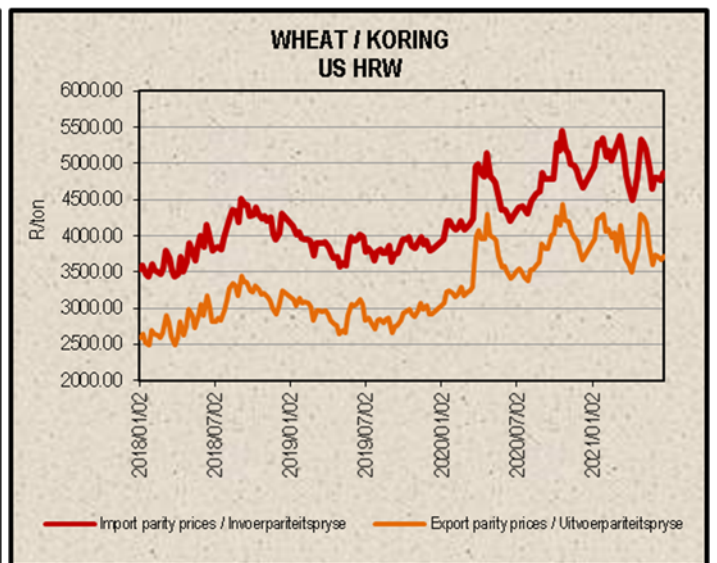
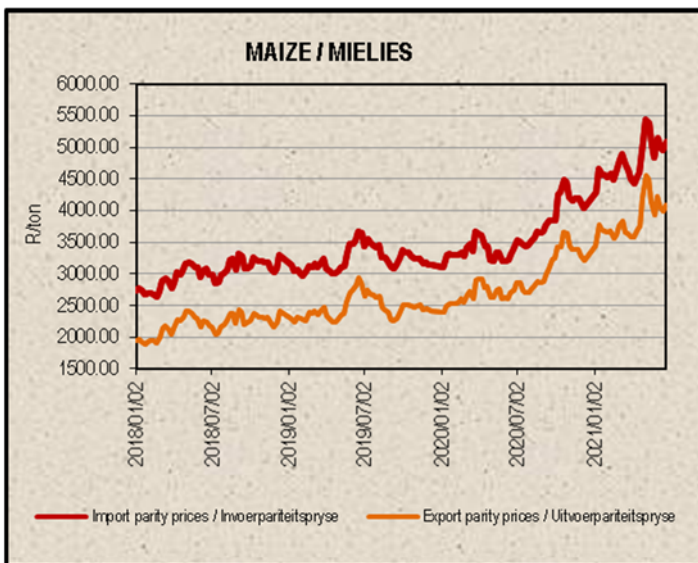
h Neem asb. kennis van die verandering in Spoorwet se standaard spoorvrag op 1 April 2021, na R239.70. Geldig tot 30 Sep 2021, daarna 4.1% styging tot 31 Mrt 2022.  
Please note the change on 1 April 2021 in Spoorwet's standard railage cost to R239.70. Valid until 30 Sep 2021, thereafter a 4.1% increase until 31 Mar 2022.

i Kwotasies is k.a.v. pryse. VAB pryse dus berekende pryse (kav minus vraggeld) / Quotes are c.i.f. prices. FOB prices are therefore calculated prices (cif minus freight rates).

11. EXPORT PARITY PRICES (b)(c)

11. UITVOERPARITEITSPRYSE (b)(c)

INDICATIVE EXPORT PARITY PRICES AS ON	2021/06/22				AANDUIDENDE UITVOERPARITEITSPRYSE SOOS OP
This is <b>only an example</b> of how an export parity price can be calculated - it can vary according to need	US No3Y Maize/ Mielies Gulf/Golf (b)	US HRW Wheat/Koring Gulf/Golf (b)	US DNS 14% Wheat/Koring PNW (b)	Argentine Raw Runner 40/50 Groundnuts/ Grondbone (f)	Hierdie is slegs 'n voorbeeld van hoe 'n uitvoerpariteitsprys bereken kan word - dit kan varieer volgens behoefte
	Jul 2021	Jul 2021	Jul 2021	Jul 2021	
FOB Gulf value (\$/t)	291.00	276.00	335.00	1390.00	VAB Golfwaarde (\$/t)
Difference in quality and locality of SA <sup>1</sup> Maize: Plus US\$10 (\$/t) Groundnuts: Less 3,5% of fob value	\$10.00			96,5%	<sup>1</sup> Kwaliteits- en liggingsverskil van SA Mielies: Plus VSA\$10 (\$/t) Grondbone: Min 3,5% van vab waarde
SA fob price (\$/t)	301.00	276.00	335.00	1341.35	SA vab prys (\$/t)
Exchange rate (1\$=): (2021/06/22) <sup>2</sup>	14.3369	14.3369	14.3369	14.3369	<sup>2</sup> Wisselkoers (1\$=): (2021/06/22)
FOB Gulf value (R/t)	4315.41	3956.98	4802.86	19230.80	VAB Golfwaarde (R/t)
<b>Marketing costs:</b>					<b>Bemerkings koste:</b>
Financing (Prime rate 7.00% - 30 days) (R/t)	24.83	22.77	27.63	110.64	Finansieringskoste (Primakoers 7.00% - 30 dae) (R/t)
Railage: <sup>3</sup> Randfontein – Durban harbour	239.70	239.70	239.70	-	<sup>3</sup> Spoorvrug: Randfontein – Durbanhawe
Loading costs: (R/t) <sup>4</sup> Durban Harbour (Mainly spout method)	211.35	214.95	214.95	580.08	<sup>4</sup> Oplaaikoste: (R/t) Durbanhawe (Hoofsaaklik tregter metode)
<b>EXPORT REALISATION (R/t):</b> Randfontein	<b>3839.53</b>	<b>3479.56</b>	<b>4320.58</b>	<b>18540.08</b>	<b>UITVOER REALISASIE (R/t):</b> Randfontein
<i>Difference in quality and locality of SA</i> <i>As from 14 June 2012, the discount/rebate will no longer be used to calculate Reserve Bank</i>			1		<i>Kwaliteits- en liggingsverskil van SA</i> <i>Vanaf 14 Junie 2012 sal die diskonto/premie nie meer gebruik word by die Reserwebank</i>
<i>Railage costs:</i>			2		<i>Spoorvrug koste:</i>
<i>Loading costs, received from Mainport Africa Shipping:</i> <i>Included: Cargo dues, handling, wharf supervision, agency/documentation,</i>			3		<i>Oplaaikoste, ontvang van Mainport Africa Shipping:</i> <i>Ingesluit: Kaaigelde, hantering, kaaitoesig, agente/dokumentasie, logistiek &amp;</i>
			4		



12. WEATHER

For local weather, please follow the link below:

<https://www.accuweather.com/en/za/south-africa-weather>

12. WEER

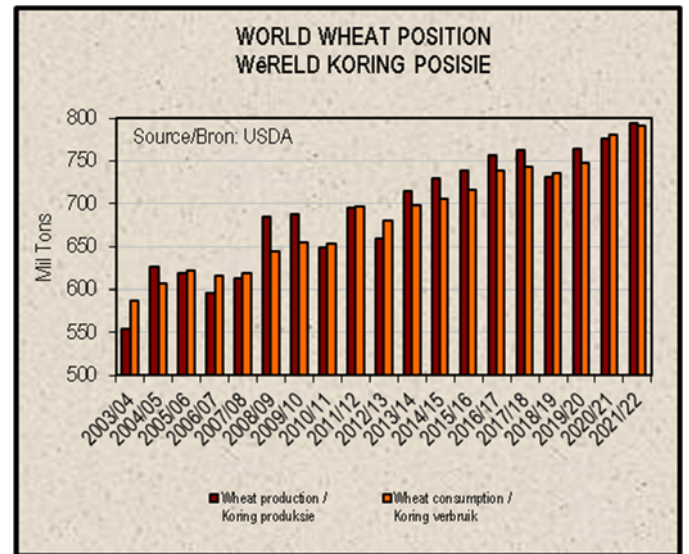
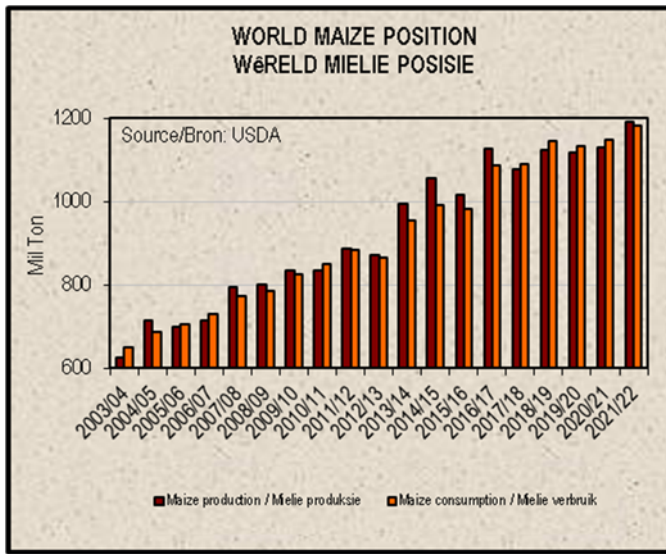
Vir plaaslike weer, volg asseblief die onderstaande skakel:

<https://www.accuweather.com/en/za/south-africa-weather>

13. SUNDRIES (h)

13. DIVERSE (h)

World Balance Sheet / Wêreld Balansstaat (2021/06/10)											
Million Ton	2021/22										Miljoen Ton
	Maize Mielies	Wheat Koring	Barley Gars	Sorghum	Oats Hawer	Ground-nuts Grond-bone	Canola/ Rape-seed	Soybeans Sojabone	Sunflower seed Sonne- blomsaad		
Production	1 190	794	157	65	25	49	74	386	55	Produksie	
Consumption	1 181	791	159	65	25	20	71	332	50	Verbruik	
Trade	196	204	34	12	3	5	17	173	3	Handel	
Stock	289	297	20	4	3	4	6	93	2	Voorraad	



Sources / Bronne:

(a) = Safex; (b) = International Grains Council; (c) = SAGIS;  
 (d) = CBOT; (e) = KCBT; (f) = Oil World; (g) = Georgalos Peanut World; (h) = USDA Fas-Online.  
 \* Formula according to ITAC (International Trade Administration Commission of South Africa)/  
 Formule volgens ITAC (International Trade Administration Commission of South Africa)

SAGIS

Nico Hawkins

General Manager / Hoofbestuurder

**Indemnity/Vrywaring:** Although everything has been done to ensure the accuracy of the information, neither SAGIS nor any of its directors or employees takes any responsibility for actions or losses that might occur as a result of the usage of this information. / Alhoewel alles gedoen is om te verseker dat die inligting korrek is, aanvaar nie SAGIS of enige van sy direkteure of werknemers verantwoordelikheid vir enige aksies of verliese as gevolg van die inligting wat gebruik is nie.