

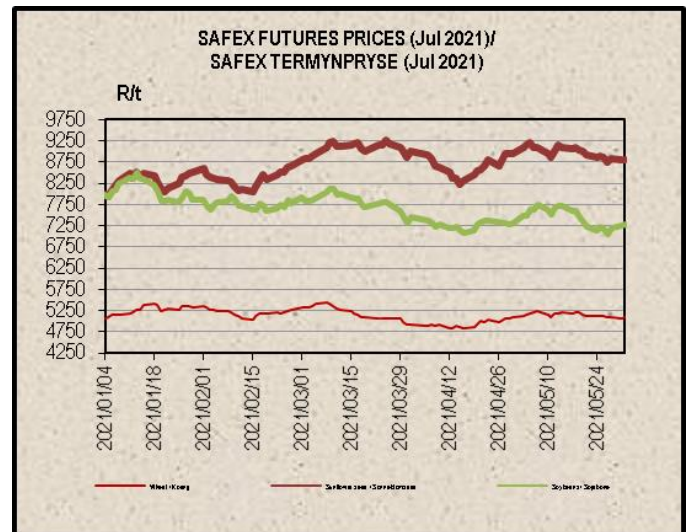
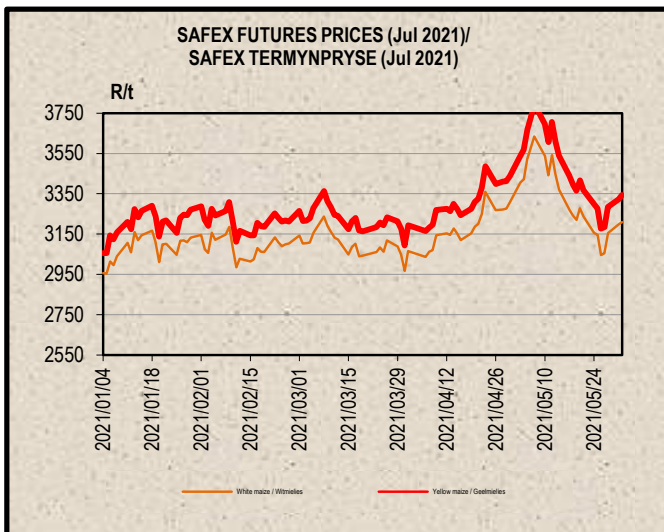
### SAGIS WEEKLY BULLETIN / SAGIS WEEKLIKSE BULLETIN

<b>1. PRODUCER DELIVERIES:</b>	<b>1. PRODUSENTELEWERINGS:</b>
<a href="http://www.sagis.org.za/weekly_prod_deliveries.html">http://www.sagis.org.za/weekly_prod_deliveries.html</a>	
<b>2. IMPORTS, EXPORTS &amp; MAIZE INTENTIONS:</b>	<b>2. INVOERE, UITVOERE &amp; MIELIE INTENSIES:</b>
<a href="http://www.sagis.org.za/weekly_imp-exp.html">http://www.sagis.org.za/weekly_imp-exp.html</a>	

#### 3. DOMESTIC PRICES PER SAFEX (R/t)(a)

#### 3. PLAASLIKE PRYSE VOLGENS SAFEX (R/t)(a)

Commodity	Future Prices / Termynpryse (2021/06/01) R/ton					Kommoditeit
	Jun-21	Jul-21	Sep-21	Dec-21	Mar-22	
White maize	3 189.00	3 210.00	3 263.00	3 342.00	3 359.00	Witmielies
Yellow maize	3 320.00	3 344.00	3 393.00	3 467.00	3 462.00	Geelmielies
Wheat	5 099.00	5 099.00	4 920.00	4 830.00	4 910.00	Koring
Sunflower	8 736.00	8 815.00	8 926.00	8 854.00	8 649.00	Sonneblom
Soybeans	7 217.00	7 278.00	7 368.00	7 479.00	7 468.00	Sojabone
Sorghum	n/a	3 700.00	3 845.00	n/a	n/a	Sorghum



**Directors/Direkteure:**

Boshoff JDW (Mr/Mnr), Briedenhann E (Dr) (Vice-Chairperson /Onder Voorsitter), Make BB (Mr/Mnr), Mohane HT (Mr/Mnr), Nebe AAA (Mr/Mnr), Ngejane Z (Mr/Mnr), Purchase JL (Dr) Chairperson/Voorsitter, Purnell M (Ms/Me) (Vice-Chairperson /Onder Voorsitter)

**Alternate Directors/Alternatiewe Direkteure:  
 General Manager/Hoofbestuurder:**

Groothof WJ (Mr/Mnr), Penny GR (Mr/Mnr), Schoonwinkel BC (Mr/Mnr), Van der Merwe JM (Ms/Me)  
 Hawkins NJ (Mr/Mnr)

4. IMPORT TARIFF ON MAIZE & WHEAT (b)(c)

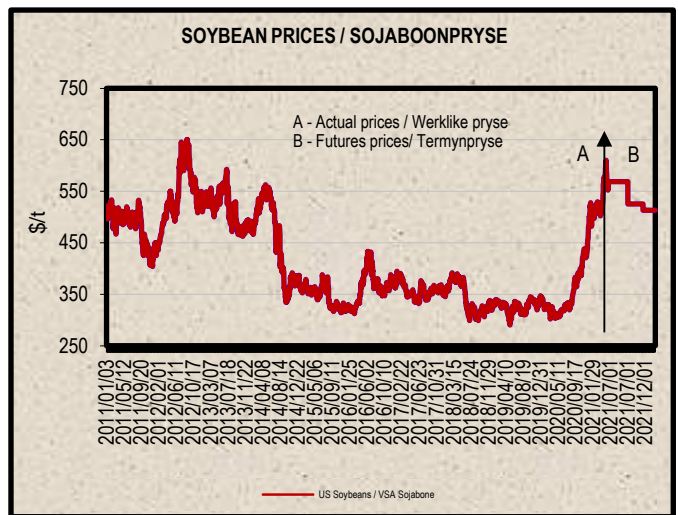
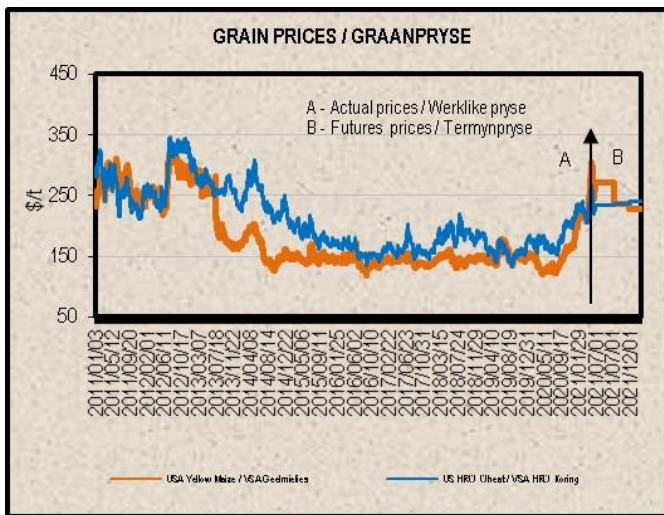
4. INVOERTARIEF OP MIELIES & KORING (b)(c)\*

[http://www.sagis.org.za/import\\_tariffs.html](http://www.sagis.org.za/import_tariffs.html)

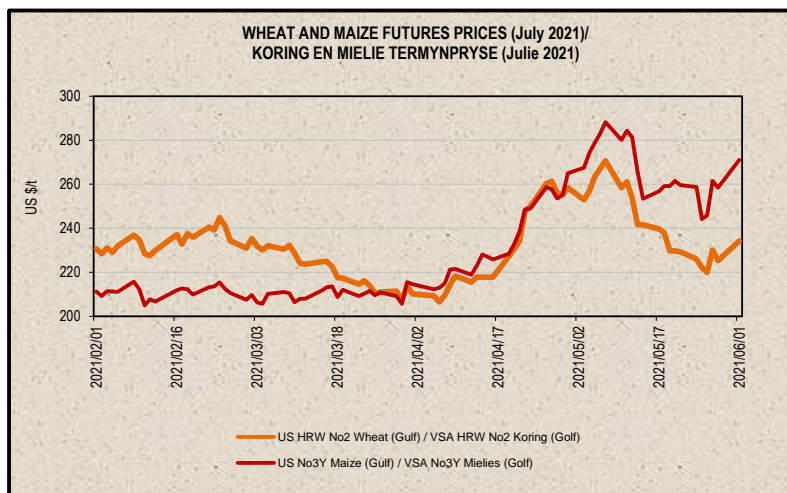
5. PRICES – INTERNATIONAL (US\$/t)

5. PRYSE - INTERNASIONAAL (VSA\$/t)

FOB (US\$/t)	Export Quotations/ Uitvoerkwotasie (b)(f)(g)				VAB (VSA\$/t)
	2021/06/01	2021/05/25	2021/05/18	2021/05/11	
US No 2 HRW Wheat (Gulf)	289.00	277.00	293.00	314.00	VSA No 2 HRW Koring (Golf)
US DNS Wheat 14% PNW	331.00	306.00	317.00	325.00	VSA DNS Koring 14% PNW
Argentine Wheat (Up River)	275.00	276.00	284.00	285.00	Argentynse Koring (Up River)
EC (France) Wheat (grade 1)	295.00	280.00	300.00	301.00	EU (Frankryk) Koring (graad 1)
EC (Germany) B Quality Wheat	293.00	275.00	290.00	291.00	EU (Duitsland) B Kwaliteit Koring
Russia Milling 12.5%	268.00	270.00	275.00	277.00	Swart See Maalkoring
US No 3Y Maize (Gulf)	314.00	290.00	302.00	327.00	VSA No3Y Mielies (Golf)
Argentine Maize (Up River)	265.00	258.00	260.00	289.00	Argentynse Mielies (Up River)
US Sorghum (Gulf)	397.00	370.00	385.00	425.00	VSA Sorghum (Golf)
Argentine Sorghum (Up River)	270.00	270.00	270.00	270.00	Argentynse Sorghum (Up River)
US Soybeans (Gulf)	601.00	587.00	614.00	630.00	VSA Sojabone (Gulf)
Argentine Soybeans (Up River)	553.00	540.00	556.00	575.00	Argentynse Sojabone (Up River)
Canadian Canola	709.00	673.00	865.00	862.00	Kanadese Canola
Argentine Groundnuts Runners 40/50	1370.00	1350.00	1350.00	1350.00	Argentynse Grondbone 40/50 Runners
US Groundnuts Runners 40/50 shelled	1387.00	1389.00	1409.00	1411.00	VSA Grondbone 40/50 Runners uitgedop
Australian Malting Barley (Commander Malt)	252.00	248.00	243.00	254.00	Australiese Moutgars (Commander Mout)



Futures prices (US\$/t) / Termynpryse (VSA\$/t) (d)(e) (2021/06/01)							
Commodity	Jul-21	Sep-21	Dec-21	Mar-22	May-22	Jul-22	Kommoditeit
US No3 Yellow maize	271.09	237.00	227.15	229.60	230.86	230.54	VSA No3 Geelmielies
US No2 HRW wheat	234.20	236.99	241.11	244.56	246.92	244.71	VSA No2 HRW koring
US Soybeans	568.94	525.14	n/a	504.93	502.73	502.43	VSA Sojabone



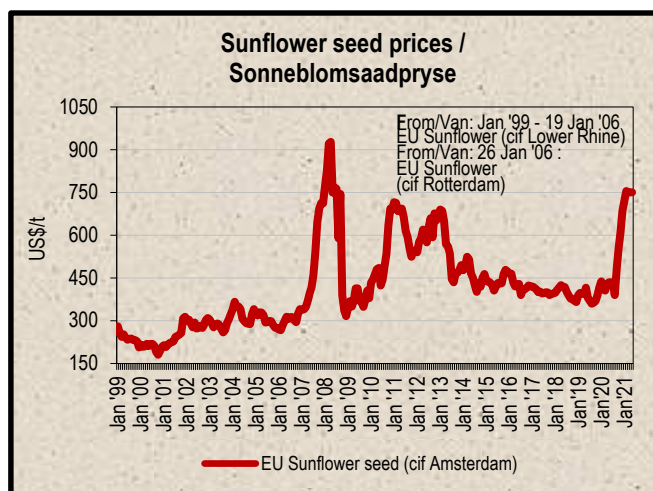
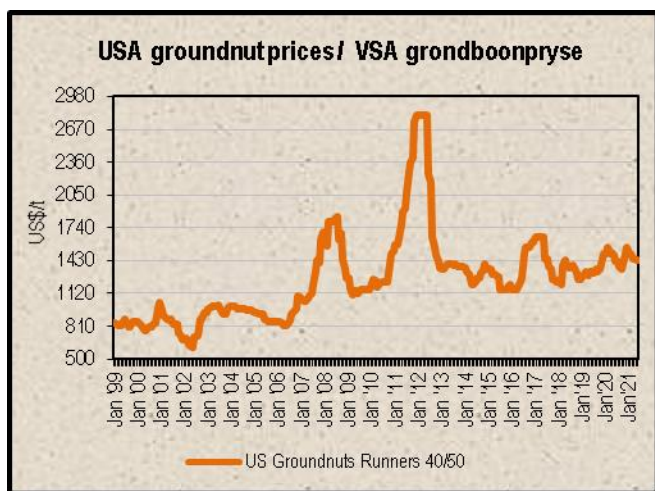
**6. LOWEST REPRESENTATIVE ASKING PRICES**  
(US\$/t)(f)(g)(Prices of previous week)

**6. LAAGSTE VERTEENWOORDIGENDE PRYSE GEVRA**  
(Pryse van vorige week)(VSA\$/t)(f)(g)

US\$/t	2021/05/27	2021/05/20	Change/ Verandering	VSA\$/t
Soybeans, USA, c.i.f. Rotterdam	624	639	-2.3%	Sojabone, VSA, k.a.v. Rotterdam
Groundnuts, USA Runners 40/50*	1430	1430	0.0%	Grondbone, VSA Runners 40/50*
Groundnuts, Argentine Runners 40/50*	1450	1430	1.4%	Grondbone, Argentynse Runners 40/50*
Sunflower seed, EU c.i.f. Amsterdam	n/a	n/a	n/a	Sonneblomsaad, EU k.a.v. Amsterdam
Sunflower seed, fob Black Sea	755	760	-0.7%	Sonneblomsaad, Swart See
Sunflower-oil, EU (fob) N.W. Europe	1550	1620	-4.3%	Sonneblom-olie, EU (vab) N.W. Eur.
Rapeseed, Europe, 00, c.i.f. Hamburg	688	700	-1.7%	Raapsaad, Europa, 00, k.a.v. Hamburg

\* Shelled, c.i.f. Rotterdam

\* Uitgedop k a v Rotterdam



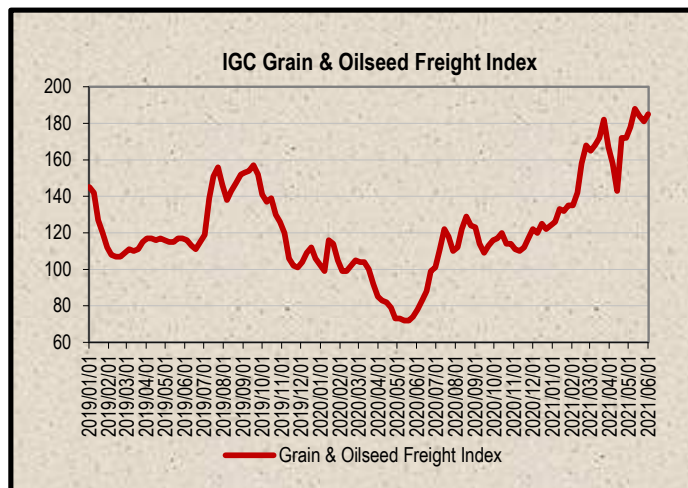
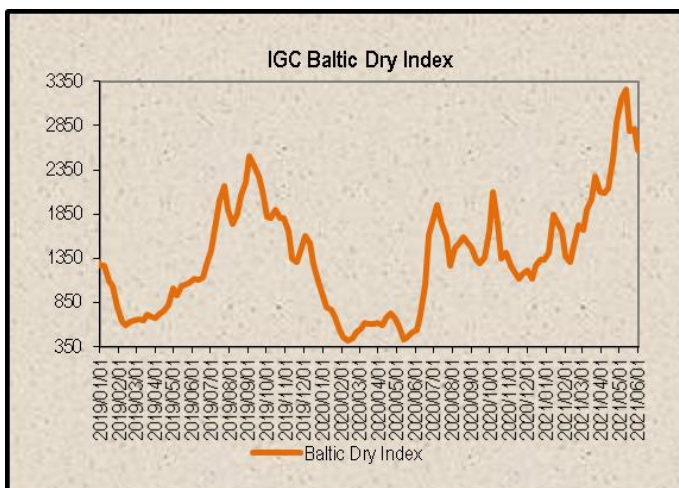
**7. IGC FREIGHT INDICES (b) \***

**7. IGC VRAG INDEKSE (b)\***

IGC FREIGHT INDICES / IGC VRAG INDEKSE							
	2021/04/27	2021/05/04	2021/05/11	2021/05/18	2021/05/25	2021/06/01	
Baltic Dry Index	2889	3157	3254	2795	2809	2568	Graan & Oliesade Vrag Indeks*
Grain & Oilseeds Freight Index*	172	178	188	184	181	185	Baltiese Droë Indeks

\* IGC's Grain & Oilseeds Freight Index (GOFI) - covers 68 routes. The first week of January 2013 is taken as the index base of 100.

\* IGC se Graan & Oliesade Vrag Indeks (GOVI) - verteenwoordig 68 roetes. Die eerste week van Januarie 2013 word gebruik as die indeks basis van 100.



8. IMPORT PARITY PRICES – SUMMER GRAINS (b)(c)

8. INVOERPARITEITPRYSE - SOMERGRANE (b)(c)

INVOERPARITEITPRYSE VAN SOMERGRANE (BTW UITGESLT) SOOS OP			2021/06/01		IMPORT PARITY PRICES OF SUMMER GRAINS (VAT EXCL) AS ON		
ITEM	Nota/ Note	Mielies/Maize	Mielies/Maize	Sorghum	Sorghum	Sorghum	ITEM
		VSA/ USA Golf/Gulf (no.3Y)	Argentynse/ Argentine Up River	VSA/ USA Golf/Gulf	Argentynse/ Argentine Up River	Australiese/ Australian Brisbane	
		\$/t	\$/t	\$/t	\$/t	\$/t	
Internasionale VAB pryse	a	314.00	265.00	397.00	270.00	290.00	International FOB prices
Vraggeld	b	43.00	41.00	43.00	41.00	49.00	Freight Rates
Assuransie (0.3% van VAB)		0.94	0.80	1.19	0.81	0.87	Insurance (0.3% of FOB)
1 KOSTE, ASSURANSIE EN VRAG (KAV) \$/T		357.94	306.80	441.19	311.81	339.87	1 COST, INSURANCE AND FREIGHT (CIF) \$/T
<i>Omskakel na R/t</i>							<i>Converted to R/t</i>
R/\$ Wisselkoers op: 2021/06/01	c	13.7467	13.7467	13.7467	13.7467	13.7467	R/\$ Exchange rate on: 2021/06/01
2 KOSTE, ASSURANSIE EN VRAG (KAV) R/t		4920.49	4217.49	6064.91	4286.36	4672.09	2 COST, INSURANCE AND FREIGHT (CIF) R/t
Finansieringskoste	d	28.31	24.27	34.89	24.66	26.88	Financing cost
3 KOSTE, ASSURANSIE, VRAG EN FINANSIERING R/t		4948.80	4241.76	6099.80	4311.02	4698.97	3 COST, INSURANCE, FREIGHT AND FINANCING R/t
Aflaaiikoste:	e, f						Discharging cost:
- Kaapstad		212.55	212.55	n/a	n/a	n/a	- Cape Town
- Durban		202.93	202.93	202.93	202.93	202.93	- Durban
Invoertarif	g	0.00	0.00	163.72	111.35	119.60	Import Tariff
4 VRY OP SPOOR (VOS) R/t							4 FREE ON RAIL (FOR) R/t
- Kaapstad		5161.35	4454.31	n/a	n/a	n/a	- Cape Town
- Durban		5151.73	4444.69	6263.52	4422.37	4818.57	- Durban
Spoorvragkoste	h						Railage cost
- Durban na Randfontein		517.52	517.52	517.52	517.52	517.52	- Durban to Randfontein
<b>5 GELEWER:</b>							<b>5 DELIVERED:</b>
- Durban na Randfontein R/ton		<b>5669.25</b>	<b>4962.21</b>	<b>6781.04</b>	<b>4939.89</b>	<b>5336.09</b>	- Durban to Randfontein R/ton

Notas/Notes:

a Bron van pryse en vraggeld : IGC GMI  
Source of prices and freight rates: IGC GMI

2021/06/01

Termyn / Term	US\$/ton (VAB/FOB)	Vraggeld/Freight Rate:	US\$/ton
Mielies/Maize: VSA/USA (Golf/Gulf No.3Y)	Jun 2021 314.00	US Golf / Gulf	43.00
Mielies/Maize: Argentinië/Argentina (Up River)	Jun 2021 265.00	Argentinië / Argentina	41.00
Sorghum: VSA/USA (Golf/ Gulf/Milo)	Jun 2021 397.00	Australië/Australia (Fremantle)	49.00
Sorghum: Argentinië/Argentina (Up River)	Jun 2021 270.00		
Sorghum: Australië/Australia (Brisbane)	Jun 2021 290.00		

b Vraggeld: bereken vir vrage van +/- 20 000 - 30 000t. / Freight rates: calculated for freights of +/- 20 000 - 30 000t

c Reserwebank / Reserve Bank

d Finansieringskoste: 30 000t @ KAV @ primakoers vir 30 dae. Bron/Source: SARB 7.00% 2020/07/24  
Financing cost: 30 000t @ CIF @ prime rate for 30 days.

	Mielies/Maize:	Sorghum
Kaapstad / Cape Town:	212.55	n/a
Durban:	202.93	202.93

e Aflaaiikoste / Discharging costs (R/ton):

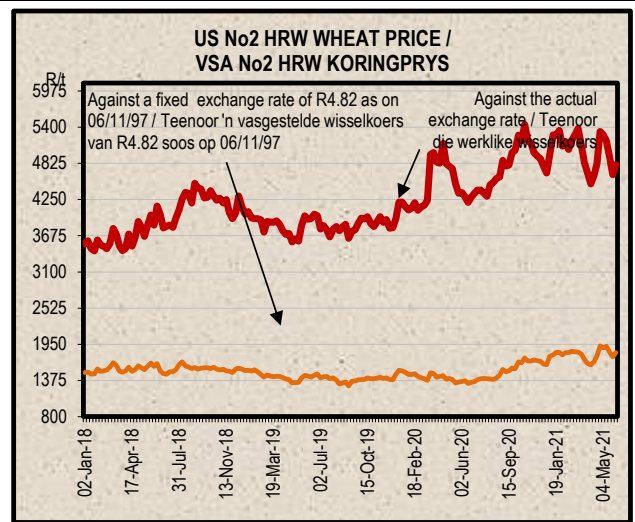
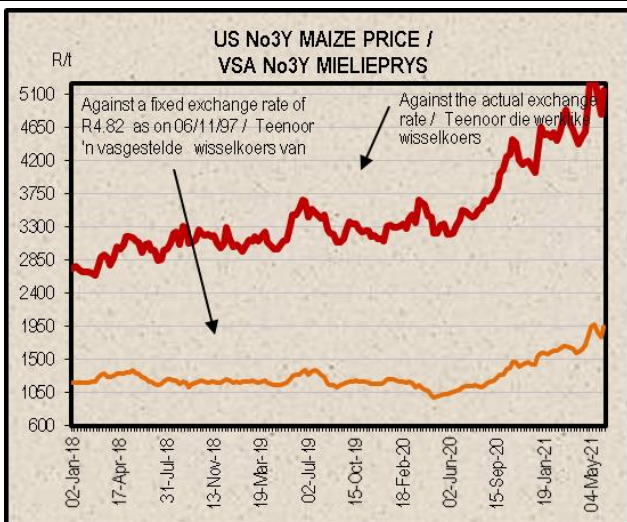
Bron / Source: Mainport Africa Shipping

f Ingesluit: Kaaielde, hantering, kaairoesig, agente/dokumentasie, logistiek & opnames (inspeksie van skeepsvrag) / Included: Wharfage, handling, wharf supervision, agent/documentation, logistic & survey (inspection of shipload).  
Uitgesluit: Gesondheidsinspeksie - skeepsagentskapfooi, strookbetsingsfooi vir GMO, opbergingskoste asook BTW en invoerbelasting / Excluded: Health inspection fee, Ship agency fee, strip testing fees for GMO, storage costs as well as VAT and import duty.  
N.B: Slegs 'n aanduiding, aangesien koste van opname beding kan word / N.B: Indication only, as cost of survey can be negotiated.

g Invoertarif / Import Tariff

Mielies/Maize = Vry / Free  
Sorghum = 3% op VAB / on FOB

h Neem asb. kennis van die verandering in Spoorwet se standaard spoorvrag op 1 April 2019, na R517.52.  
Please note the change in Spoornet's standard railage cost on 1 April 2019 to R517.52.



9. IMPORT PARITY PRICES – WINTER CEREALS (b)(c)

9. INVOERPARITEITPRYSSE - WINTERGRANE (b)(c)

INVOERPARITEITPRYSSE VAN WINTERGRANE (BTW UITGESLT) SOOS OP		2021/06/01		IMPORT PARITY PRICES OF WINTER CEREALS (VAT EXCL) AS ON				
ITEM	Nota / Note	Koring/Wheat	Koring/Wheat	Koring/Wheat	Koring/Wheat	Koring/Wheat	Gars/Barley	ITEM
		VSA/ USA Golf/Gulf  HRW	VSA/ USA PNW  DNS	Argentynse/ Argentine Up River  Trigo Pan	EU Duitsland/ Germany Hamburg B kwaliteit/ quality	Russies/ Russian Black Sea  12.50%	Australiese/ Australian Adelaide  Mout/Malting	
		\$/t	\$/t	\$/t	\$/t	\$/t	\$/t	
Internasionale VAB pryse	a	289.00	331.00	275.00	293.00	268.00	252.00	International FOB prices
Vraggeld	b	43.00	43.00	41.00	39.00	47.00	50.00	Freight Rates
Assuransie (0.3% van VAB)		0.87	0.99	0.83	0.88	0.80	0.76	Insurance (0.3% of FOB)
1 KOSTE, ASSURANSIE EN VRAG (KAV) \$/T		332.87	374.99	316.83	332.88	315.80	302.76	1 COST , INSURANCE AND FREIGHT (CIF) \$/T
<i>Omskakel na R/t</i>								<i>Converted to R/t</i>
R/\$ Wisselkoers op: 2021/06/01	c	13.7467	13.7467	13.7467	13.7467	13.7467	13.7467	R/\$ Exchange rate on: 2021/06/01
2 KOSTE, ASSURANSIE EN VRAG (KAV) R/t		4575.86	5154.88	4355.37	4576.00	4341.21	4161.95	2 COST , INSURANCE AND FREIGHT (CIF) R/t
Finansieringskoste	d	26.33	29.66	25.06	26.33	24.98	23.95	Financing cost
3 KOSTE, ASSURANSIE, VRAG EN FINANSIERING R/t		4602.19	5184.54	4380.43	4602.33	4366.19	4185.90	3 COST , INSURANCE, FREIGHT AND FINANCING R/t
Aflaaiikoste	e, f							Discharging cost
3.1 Kaapstad (Hoofsaaklik kaaihykskraan metode)		212.55	212.55	212.55	212.55	212.55	212.55	3.1 Cape Town (Mainly shore cranes method)
3.2 Durban (Hoofsaaklik suig-in-silo metode)		202.93	202.93	202.93	202.93	202.93	202.93	3.2 Durban (Mainly suction into silo method)
Invoertarif op koring	g	191.70	191.70	191.70	191.70	191.70	0.00	Import Tariff on wheat
4 VRY OP SPOOR (VOS) R/t								4 FREE ON RAIL (FOR) R/t
4.1 Kaapstadhawe		5006.44	5588.79	4784.68	5006.58	4770.44	4398.45	4.1 Cape Town Harbour
4.2 Durbanhawe		4996.82	5579.17	4775.06	4996.96	4760.82	4388.83	4.2 Durban Harbour
Spoorvragkoste	h							Railage cost
- Kaapstad na Paarl		134.04	134.04	134.04	134.04	134.04	n/a	- Cape Town to Paarl
- Durban na Randfontein		517.52	517.52	517.52	517.52	517.52	517.52	- Durban to Randfontein
<b>5 GELEWER:</b>								<b>5 DELIVERED:</b>
- Kaapstad na Paarl R/ton		5140.48	5722.83	4918.72	5140.62	4904.48	n/a	- Cape Town to Paarl R/ton
- Durban na Randfontein R/ton		5514.34	6096.69	5292.58	5514.48	5278.34	4906.35	- Durban to Randfontein R/ton

Notas/Notes: 2021/06/01

a Bron van pryse en vraggeld : IGC GMI  
Source of prices and freight rates: IGC GMI

Termyn / Term	VAB/FOB		Vraggeld / Freight Rate:	Gars/Barley =
	US\$/ton	US\$ + 1		
Koring/Wheat HRW No 2 (Hard Red Winter) Golf / Gulf	289.00		VSA/USA (Golf / Gulf)	43.00
Koring/Wheat DNS 14% No 2 (Dark Northern Spring) PNW	331.00		Argentinië / Argentina (Upriver)	41.00
Koring/Wheat Argentinië / Argentine (Up River) Trigo Pan	275.00		EU (Rouen)	39.00
Koring/Wheat EU (Duitsland / Germany) B kwaliteit / quality	293.00		Australië / Australia (Kwinana)	49.00
Koring/Wheat Russian Milling 12.5%	268.00		Rusland/Russia (Novorossiysk)	47.00
Gars/Barley: Australiese moutgars/Australian malting barley (Adelaide)	252.00			

b Vraggeld: bereken vir vragte van +/- 20 000 - 30 000t. / Freight rates: calculated for freights of +/- 20 000 - 30 000t.

c Reserwebank / Reserve Bank

d Finansieringskoste: 30 000t @ KAV @ primakoers vir 30 dae. Bron/Source: SARB 7.00% 2020/07/24  
Financing cost: 30 000t @ CIF @ prime rate for 30 days.

e Aflaaiikoste / Discharging cost (R/ton):  
Bron / Source: Mainport Africa Shipping

	Koring/Wheat:	Gars/Barley:
Kaapstad /	212.55	212.55
Durban:	202.93	202.93

f Ingesluit: Kaaigelde, hantering, kaaibesig, agente/dokumentasie, logistiek & opnames (inspeksie van skeepsvrag).  
Included: Wharfage, handling, wharf supervision, agent/documentation, logistic & survey (inspection of shipload).  
Uitgesluit: Gesondheidsinspeksie-, skeepagentskapfooi, strooktoetsingsfooi vir GMO, opbergingskoste asook BTW en invoerbelasting.  
Excluded: Health inspection fee, Ship agency fee, strip testing fees for GMO, storage costs as well as VAT and import duty.  
N.B: Slegs 'n aanduiding, aangesien koste van opname beding kan word / N.B: Indication only, as cost of survey can be negotiated.

g Invoertarif / Import Tariff:  
Koring/Wheat = R191.70/t  
Gars/Barley = Vry/Free

h Neem asb. kennis van verandering in Spoornet se standaard spoorvrag op 1 April 2019 soos volg:  
Kaapstad na Paarl R134.04 en Durban na Randfontein R517.52  
Please note the change on 1 April 2019, in Spoornet's standard railage cost as follows:  
Cape Town to Paarl R134.04 and Durban to Randfontein R517.52

10. IMPORT PARITY PRICES – OIL SEEDS (b)(c)(f)(g)

10. INVOERPARITEITPRYSE - OLIESADE (b)(c)(f)(g)

INVOERPARITEITPRYSE VAN OLIESADE (BTW UITGESLT) SOOS OP											2021/06/01											IMPORT PARITY PRICES OF OIL SEEDS (VAT EXCL) AS ON										
ITEM	Nota/ Note	Sojabone/ Soybeans	Sojabone/ Soybeans	Sojabone/ Soybeans	Sonneblom/ Sunflower	Sonneblom/ Sunflower	Canola	Grondbone/ Groundnuts	Grondbone/ Groundnuts	ITEM																						
		VSA/ USA	Argentynse/ Argentine	Brazilië/ Brazil	EU Franse/ French	Swart See / Black Sea	Kanadese/ Canadian	Argentynse/ Argentine	VSA/ USA																							
		Golf/Gulf	Up River	Paranagua	Bordeaux		Vancouver	Raw Runners 40/50	Raw Runners 40/50																							
Internasionale VAB pryse	a	\$/t	\$/t	\$/t	\$/t		\$/t		\$/t	International FOB prices																						
Vraggeld	b	601.00	553.00	562.00	703.00	755.00	709.00	1370.00	1387.00	Freight Rates																						
Assuransie (0.3% van VAB)		43.00	41.00	33.00	39.00	47.00	46.00	80.00	43.00	Insurance (0.3% of FOB)																						
1 KOSTE, ASSURANSIE EN VRAG (KAV) \$/T		1.80	1.66	1.69	2.11	2.27	2.13	4.11	4.16	1 COST, INSURANCE AND FREIGHT (CIF) \$/T																						
Omskakel na R/t		645.80	595.66	596.69	744.11	804.27	757.13	1454.11	1434.16	Converted to R/t																						
R/\$ Wisselkoers op: 2021/06/01	c	13.7467	13.7467	13.7467	13.7467	13.7467	13.7467	13.7467	13.7467	R/\$ Exchange rate on: 2021/06/01																						
2 KOSTE, ASSURANSIE EN VRAG (KAV) R/t		R/t	R/t	R/t	R/t		R/t	R/t	R/t	2 COST, INSURANCE AND FREIGHT (CIF) R/t																						
		8877.62	8188.36	8202.52	10229.06	11056.06	10408.04	19989.21	19714.97																							
Finansieringskoste	d	51.08	47.11	47.19	58.85	63.61	59.88	115.01	113.43	Financing cost																						
3 KOSTE, ASSURANSIE, VRAG EN FINANSIERING R/t		8928.70	8235.47	8249.71	10287.91	11119.67	10467.92	20104.22	19828.40	3 COST, INSURANCE, FREIGHT AND FINANCING R/t																						
Aflaaiakoste: Durban	e, f	202.93	202.93	202.93	202.93	202.93	202.93	447.84	447.84	Discharging cost Durban																						
Invoertarif:	g	660.94	608.15	618.05	0.00	0.00	974.64	1883.30	1906.67	Import Tariff:																						
4 VRY OP SPOOR (VOS) R/t Durban		9792.57	9046.55	9070.69	10490.84	11322.60	11645.49	22435.36	22182.91	4 FREE ON RAIL (FOR) R/t Durban																						
Spoorvragkoste	h									Railage cost																						
- Durban na Randfontein		517.52	517.52	517.52	517.52	517.52	517.52	-	-	- Durban to Randfontein																						
<b>5 GELEWER:</b>										<b>5 DELIVERED:</b>																						
<b>- Durban na Randfontein R/ton</b>		<b>10310.09</b>	<b>9564.07</b>	<b>9588.21</b>	<b>11008.36</b>	<b>11840.12</b>	<b>12163.01</b>	-	-	<b>- Durban to Randfontein R/ton</b>																						

Notas/Notes:

a Bron van pryse en vraggeld / Source of prices and freight rates : IGC (GMI), Geogalos Peanut World & Oilworld

Termin / Term	US\$/ton (VAB/FOB)	Vraggeld/Freight Rate:	US\$/ton
Sojabone/Soybeans: VSA/USA (Golf/Gulf)	601.00	US Golf / Gulf	43.00
Sojabone/Soybeans: Argentinië/Argentina (Up River)	553.00	Argentinië / Argentina	41.00
Sojabone/Soybeans: Brazilië/Brazil (Paranagua)	562.00	Brazilië/Brazil (Santos)	33.00
Sonneblom/Sunflower: EU Frankryk/France (Bordeaux)	703.00	EU (Rouen)	39.00
Sonneblom/Sunflower: Swart See/Black Sea	755.00	Kanada/Canada (St Lawrence)	46.00
Canola: Kanada/Canada (Vancouver)	709.00	Rusland / Russia (Novorossiysk)	47.00
Grondbone/Groundnuts: Argentinië/Argentina (Raw Runner 40/50)	1370.00	Grondbone/Groundnuts (ARG)	80.00
Grondbone/Groundnuts: VSA/USA (Runners 40/50)	1387.00		

b Vraggeld: bereken vir vragte van +/- 20 000 - 30 000t / Freight rates: calculated for freights of +/- 20 000 - 30 000t

c Reserwebank / Reservebank

d Finansieringskoste: 30 000t @ KAV @ primakoers vir 30 dae. Bron/Source: SARB 7.00% 2020/07/24  
Financing cost: 30 000t @ CIF @ prime rate for 30 days.

	Sojabone/ Soybeans	Sonneblom/ Sunflower	Canola	Grondbone/ Groundnuts
Durban:	202.93	202.93	202.93	447.84

e Aflaaiakoste / Discharging costs (R/ton):  
Bron / Source: Mainport Africa Shipping

f Aflaaiakoste / Discharging fees:  
Ingesluit Kaaigelde, hantering, kaaibesig, agente/dokumentasie, logistiek & opnames (inspeksie van skeepsvrag) / Included: Wharfage, handling, wharf supervision, agent/documentation, logistic & survey (inspection of shipload).  
Uitgesluit: Gesondheidsinspeksie-, skeepagentskapfooi, strooktoetsingsfooi vir GMO, opbergingskoste asook BTW en invoerbelasting / Excluded: Health inspection fee, Ship agency fee, strip testing fees for GMO, storage costs as well as VAT and import duty.  
N.B: Slegs 'n aanduiding, aangesien koste van opname beding kan word / N.B: Indication only, as cost of survey can be negotiated.

g Invoertarif / Import Tariff:  
Sojabone/Soybeans = 8% op VAB / on FOB  
Sonneblom/Sunflower = Vry / Free  
Canola = 10% op VAB / on FOB  
Grondbone/Groundnuts = 10% op VAB / on FOB

h Neem asb. kennis van die verandering in Spoorwet se standaard spoorvrag op 1 April 2019, na R517.52  
Please note the change on 1 April 2019 in Spoorwet's standard railrage cost to R517.52

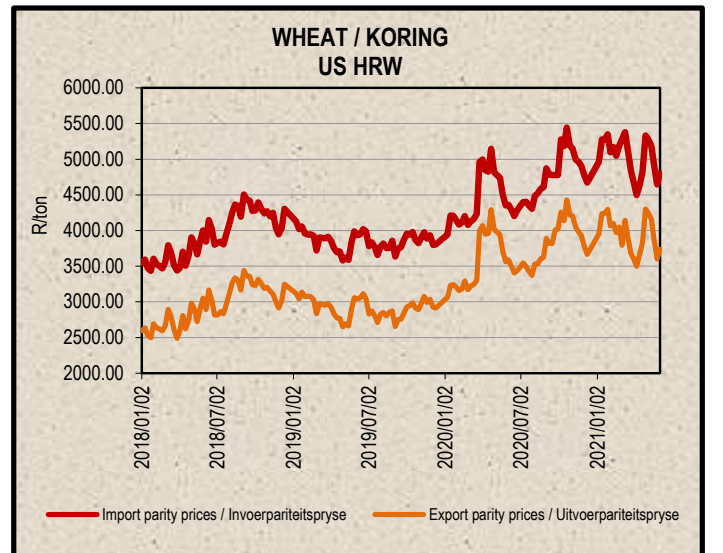
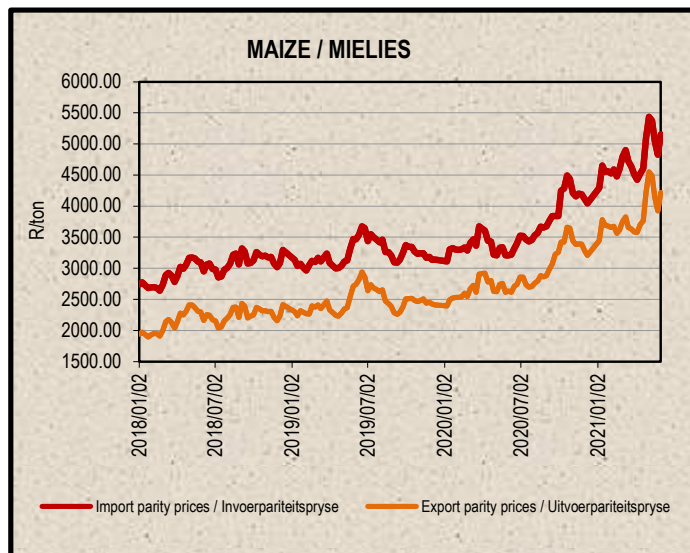
i Kwotasies is k.a.v. pryse. VAB pryse dus berekende pryse (kav minus vraggeld) / Quotes are c.i.f. prices. FOB prices are therefore calculated prices (cif minus freight rates).

\*\* Last price received on 30-12-2020 / Laaste prys ontvang op 30-12-2020

11. EXPORT PARITY PRICES (b)(c)

11. UITVOERPARITEITSPRYSE (b)(c)

INDICATIVE EXPORT PARITY PRICES AS ON	2021/06/01				AANDUIDENDE UITVOERPARITEITSPRYSE SOOS OP
This is <b>only an example</b> of how an export parity price can be calculated - it can vary according to need	<b>US No3Y Maize/ Mielies Gulf/Golf (b)</b>	<b>US HRW Wheat/Koring Gulf/Golf (b)</b>	<b>US DNS 14% Wheat/Koring PNW (b)</b>	<b>Argentine Raw Runner 40/50 Groundnuts/ Grondbone (f)</b>	Hierdie is <b>slegs 'n voorbeeld</b> van hoe 'n uitvoerpariteitsprys bereken kan word - dit kan varieer volgens behoefte
	Jun 2021	Jun 2021	Jun 2021	Jun 2021	
FOB Gulf value (\$/t)	314.00	289.00	331.00	1370.00	VAB Golfwaarde (\$/t)
Difference in quality and locality of SA <sup>1</sup>					<sup>1</sup> Kwaliteits- en liggingsverskil van SA
Maize: Plus US\$10 (\$/t)	\$10.00				Mielies: Plus VSA\$10 (\$/t)
Groundnuts: Less 3,5% of fob value				96,5%	Grondbone: Min 3,5% van vab waarde
SA fob price (\$/t)	324.00	289.00	331.00	1322.05	SA vab prys (\$/t)
Exchange rate (1\$=): (2021/06/01) <sup>2</sup>	13.7467	13.7467	13.7467	13.7467	<sup>2</sup> Wisselkoers (1\$=): (2021/06/01)
FOB Gulf value (R/t)	4453.93	3972.80	4550.16	18173.82	VAB Golfwaarde (R/t)
<b>Marketing costs:</b>					<b>Bemarkings koste:</b>
Financing (Prime rate 7.00% - 30 days) (R/t)	25.63	22.86	26.18	104.56	Finansieringskoste (Primakoers 7.00% - 30 dae) (R/t)
Railage: <sup>3</sup>					<sup>3</sup> Spoorvrag:
Randfontein – Durban harbour	517.52	517.52	517.52	-	Randfontein – Durbanhawe
Loading costs: (R/t) <sup>4</sup>					<sup>4</sup> Oplaaikoste: (R/t)
Durban Harbour (Mainly spout method)	207.60	213.20	213.20	552.71	Durbanhawe (Hoofsaaklik tregter metode)
<b>EXPORT REALISATION (R/t):</b>					<b>UITVOER REALISASIE (R/t):</b>
<b>Randfontein</b>	<b>3703.18</b>	<b>3219.22</b>	<b>3793.26</b>	<b>17516.55</b>	<b>Randfontein</b>
<i>Difference in quality and locality of SA</i>					<i>Kwaliteits- en liggingsverskil van SA</i>
<i>As from 14 June 2012, the discount/rebate will no longer be used to calculate Reserve Bank</i>					<i>Vanaf 14 Junie 2012 sal die diskonto/premie nie meer gebruik word by die Reserwebank</i>
<i>Railage costs:</i>					<i>Spoorvrag koste:</i>
<i>Loading costs, received from Mainport Africa Shipping:</i>					<i>Oplaaikoste, ontvang van Mainport Africa Shipping:</i>
<i>Included: Cargo dues, handling, wharf supervision, agency/documentation,</i>					<i>Ingesluit: Kaagelde, hantering, kaaitoesig, agente/dokumentasie, logistiek &amp;</i>



## 12. WEATHER

For local weather, please follow the link below:

<https://www.accuweather.com/en/za/south-africa-weather>

## 12. WEER

Vir plaaslike weer, volg asseblief die onderstaande skakel:

<https://www.accuweather.com/en/za/south-africa-weather>

### **Sources / Bronne:**

(a) = Safex; (b) = International Grains Council; (c) = SAGIS;

(d) = CBOT; (e) = KCBT; (f) = Oil World; (g) = Geogalos Peanut World.

\* Formula according to ITAC (International Trade Administration Commission of South Africa)/  
Formule volgens ITAC (International Trade Administration Commission of South Africa)

SAGIS

Nico Hawkins

General Manager / Hoofbestuurder

**Indemnity/Vrywaring:** Although everything has been done to ensure the accuracy of the information, neither SAGIS nor any of its directors or employees takes any responsibility for actions or losses that might occur as a result of the usage of this information. / Alhoewel alles gedoen is om te verseker dat die inligting korrek is, aanvaar nie SAGIS of enige van sy direkteure of werknemers verantwoordelikheid vir enige aksies of verliese as gevolg van die inligting wat gebruik is nie.