



Fresh produce market trends

Retail and Business Banking



Strong increase in volumes

The past week had a strong supply of the fresh produce with market stakeholders noting that overall was good. Cabbage sold between R1.50 to R2 per kg, with a good supply. Trading volumes increased by 50% week on week which is a recovery from the low base experienced during the weeks of unrests. The Durban market, however, experienced an almost 83% price increase since last week. This could be attributable to fewer retail points having cabbage available combined with strong demand as consumers are restocking after the unrests. Carrots sold between R3 to R4 per kg. Onion supply has been good with a 46% increase in volume week on week. Onions sold at an average of R4 per kg. Potatoes sold at an average of R5.50 per kg, with a good supply being received. The current cooler season leading to an improvement in the quality of potatoes delivered to market. Tomato volumes are strong with quality reported as good and selling between R5 to R8 per kg. The cocktail size tomatoes sold at R50 per kg. Demand in the Johannesburg market was not strong but is expected to pick up as month end approaches. With a lighter lockdown being introduced and liquor sales being permitted, demand for fresh produce is expected to increase as restaurant patrons may return to support the hospitality industry.

Retail and Business Banking
AgriBusiness
26 July 2021

Abrie Rautenbach
+27 11 350 3327
Abrie.Rautenbach@absa.africa

Olga de Freitas
+27 11 846 1569
Olga.defreitas@absa.co.za

<https://www.absa.co.za/business/sector-solutions/agribusiness/agri-smart-insights/>

Accessor

Fresh Produce Market Report

Cabbage: Market Trends

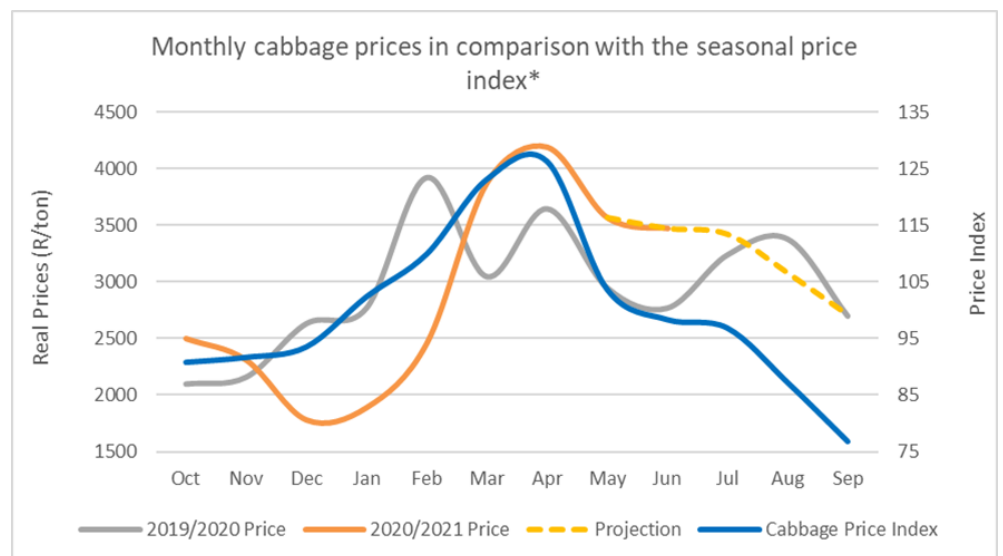
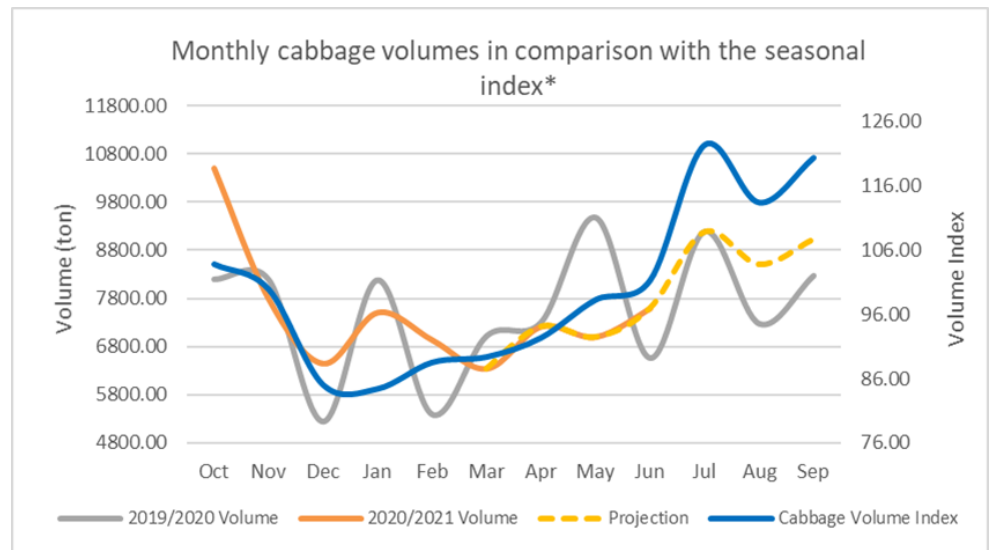
The cabbage volumes increased strongly by 50%, compared to the previous weeks decrease of 29%. The month on month volume this week increased by 12% against the previous weeks decrease of 19%. The price this week increased by 6.2%, in comparison to the previous weeks slight increase of 2.3%. The month on month price this week dropped by 4.3%, compared to the previous weeks decrease of 4.5%.

Local Market

Weekly Cabbage Volumes and Prices

	Volume (ton)	Price (R/ton)
Week ended 23 July	2,167	R2,066
w/w	50.2%	6.2%
m/m	11.9%	-4.3%
y/y	19.5%	-38.9%

Outlook



*Jan 2000 - Aug 2021

Carrot: Market Trends

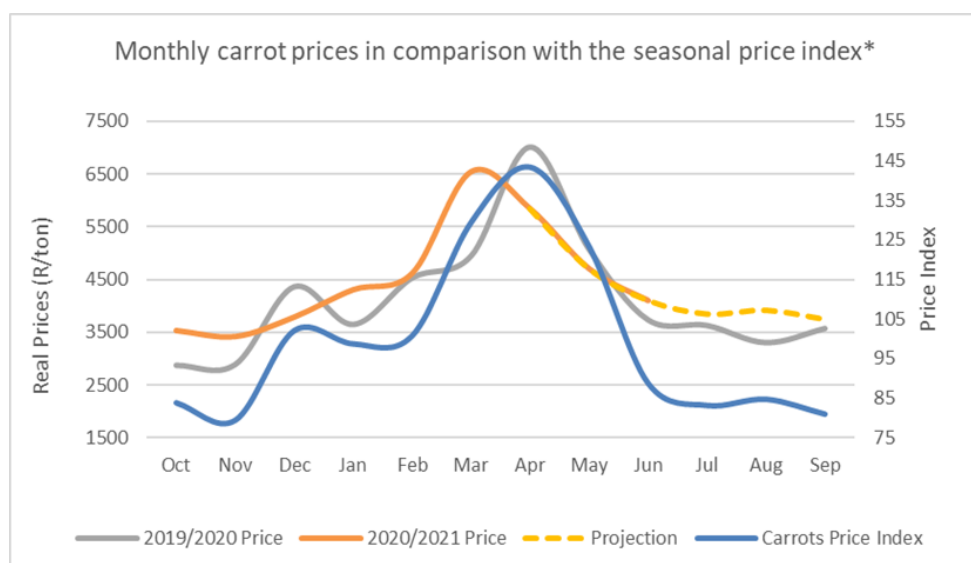
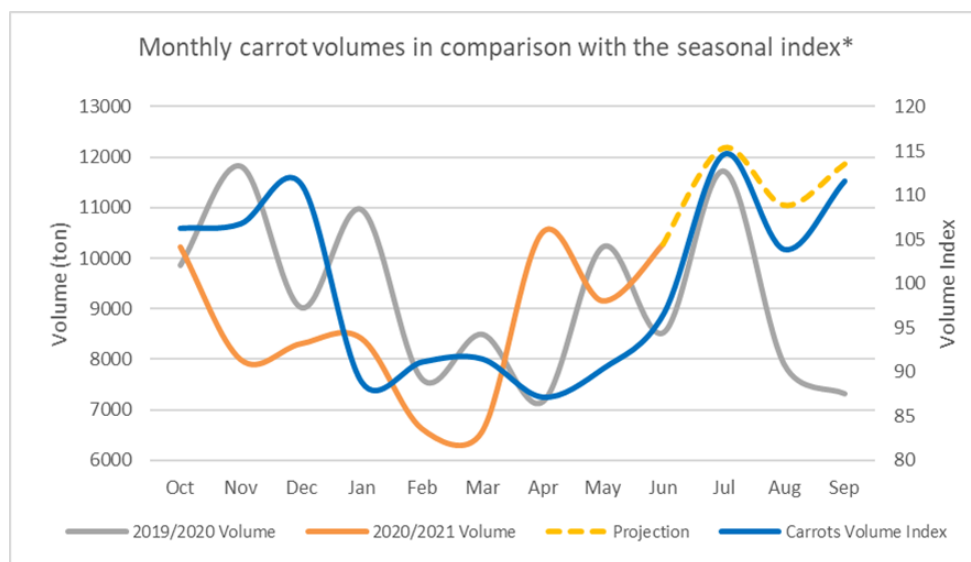
The carrot volume this week increased by 35%, against the previous weeks decrease of 30.6%. The month on month volume this week dropped very slightly by 0.2% compared to the previous weeks decrease of 11.7%. The price this week increased slightly by 3.1%, in comparison to the previous weeks increase of 9.4%. The month on month price this week increased by 16.5%, against the previous weeks increase of 6%.

Local Market

Weekly Carrot Volumes and Prices

	Volume (ton)	Price (R/ton)
Week ended 23 July	2,435	R3,506
w/w	35.0%	3.1%
m/m	-0.2%	16.5%
y/y	-1.0%	12.1%

Outlook



*Jan 2000 - Aug 2021

Onion: Market Trends

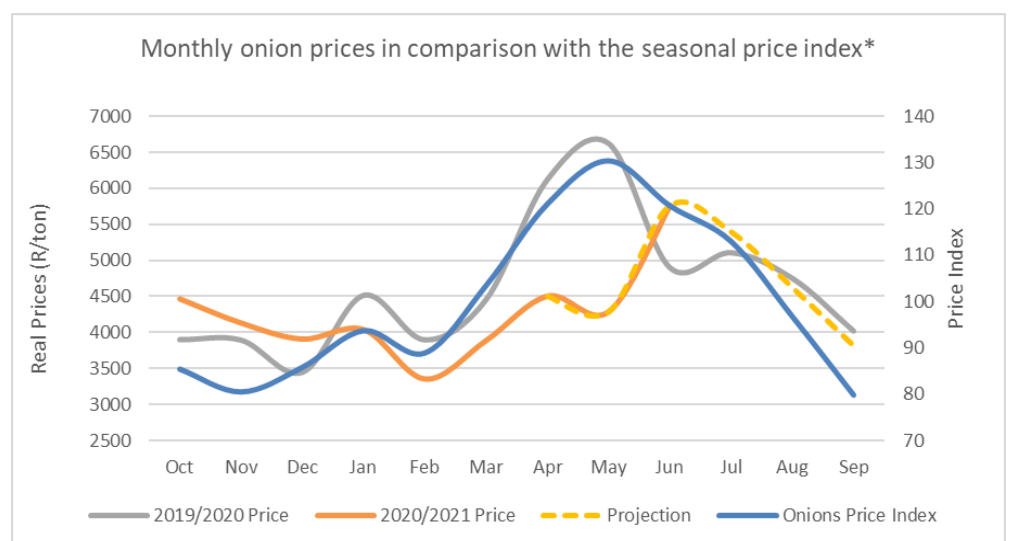
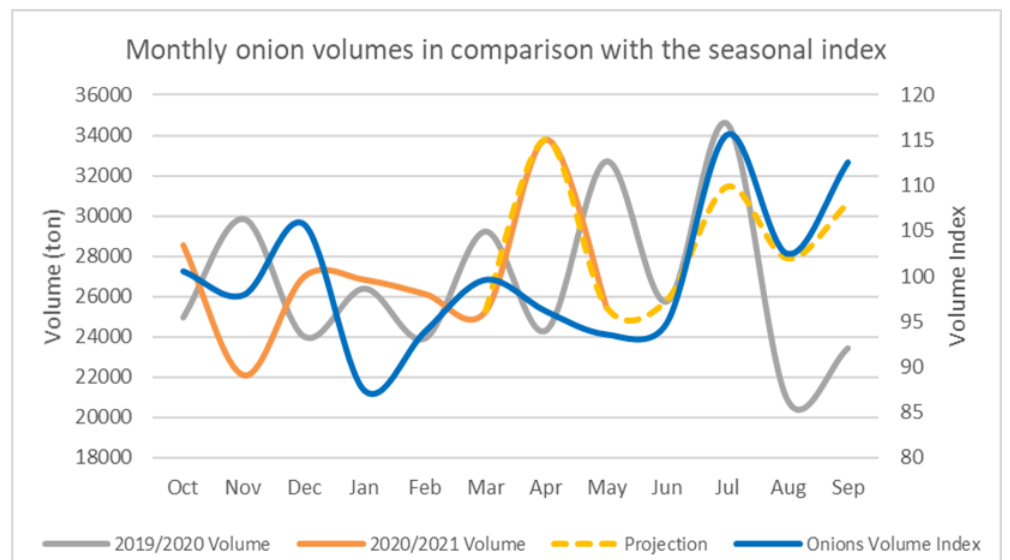
The onion volume this week increased by 46%, compared to the previous weeks decrease of 36%. The month on month volume this week increased by 15.3% in comparison to the previous weeks increase of 5.1%. The price this week increased by 8.1%, against the previous weeks very slight 2% drop. The month on month price this week decreased by 2.3%, compared to the previous weeks drop of 14%.

Local Market

Weekly Onion Volumes and Prices

	Volume (ton)	Price (/ton)
Week ended 23 July	7,374	R4,158
w/w	45.9%	8.1%
m/m	15.3%	-2.3%
y/y	8.4%	-20.0%

Outlook



*Jan 2000 - Aug 2021

Potato: Market Trends

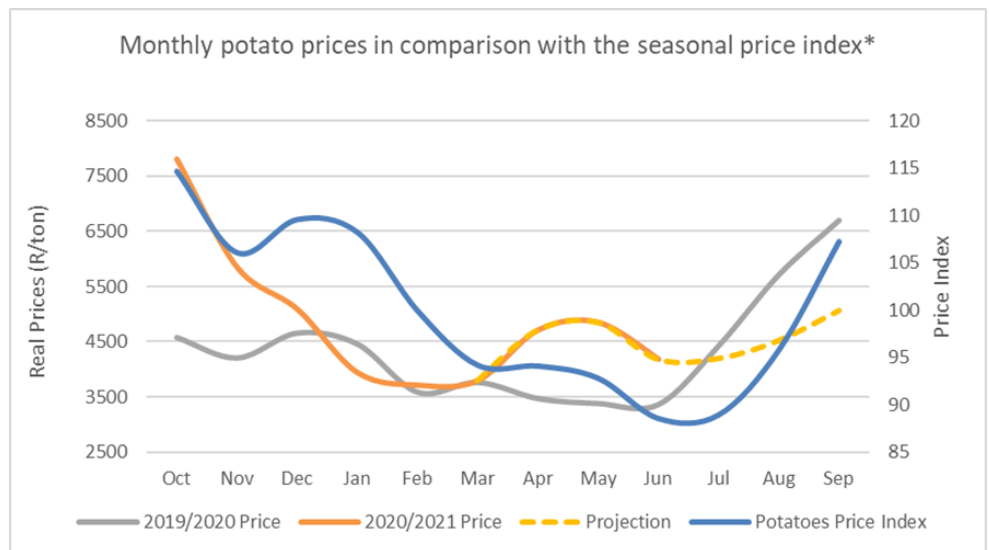
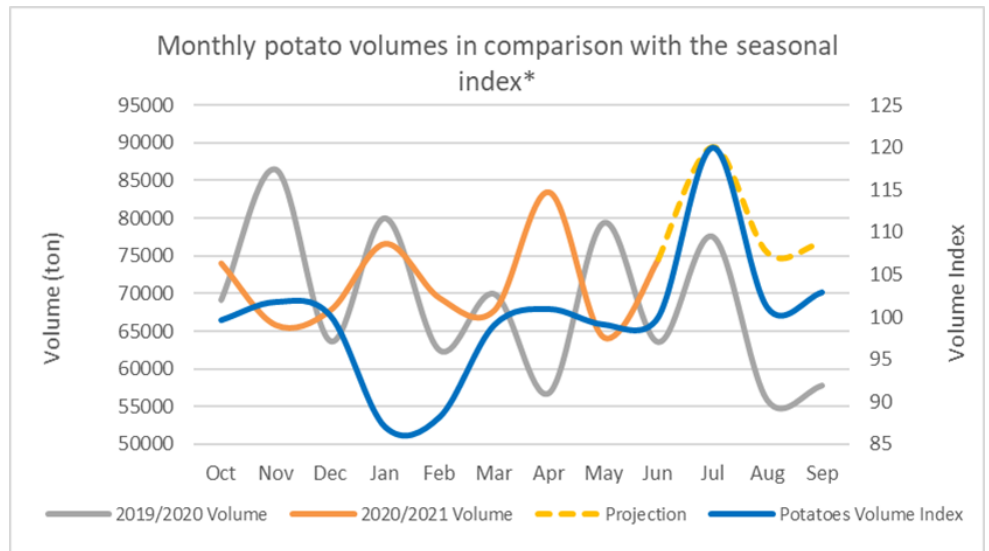
The potato volume this week increased by 25.4%, compared to the previous weeks decrease of 35%. The month on month volume this week dropped slightly by 2% against the previous weeks decrease of 6.8%. The price this week increased by 13.2% compared to the previous weeks increase of 4.5%. The month on month price this week increased by 9.1% in comparison to the previous weeks decrease of 6.5%.

Local Market

Weekly Potato Volumes and Prices

	Volume (ton)	Price (R/ton)
Week ended 23 July	13,445	R6,301
w/w	25.4%	13.2%
m/m	-1.9%	9.1%
y/y	-10.5%	43.7%

Outlook



*Jan 2000 - Aug 2021

Tomato: Market Trends

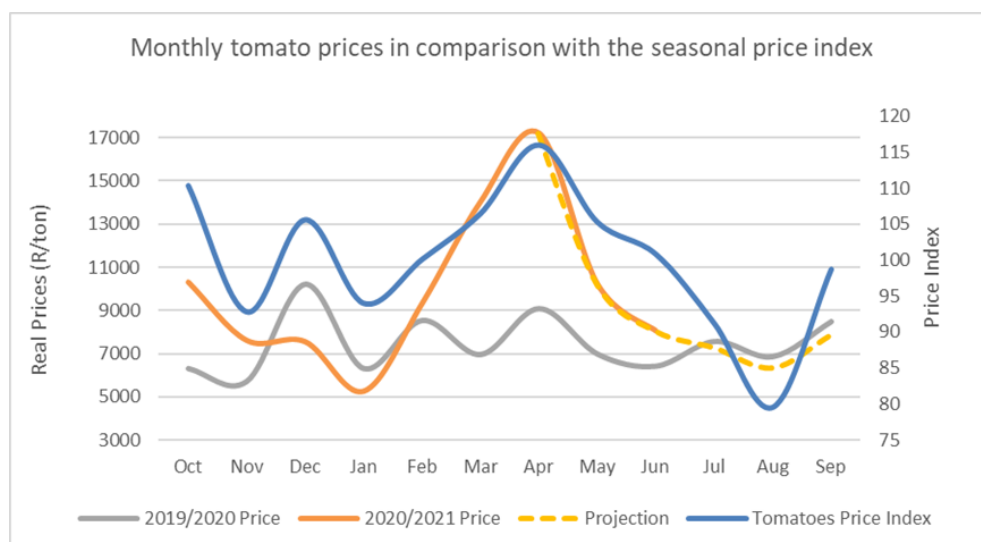
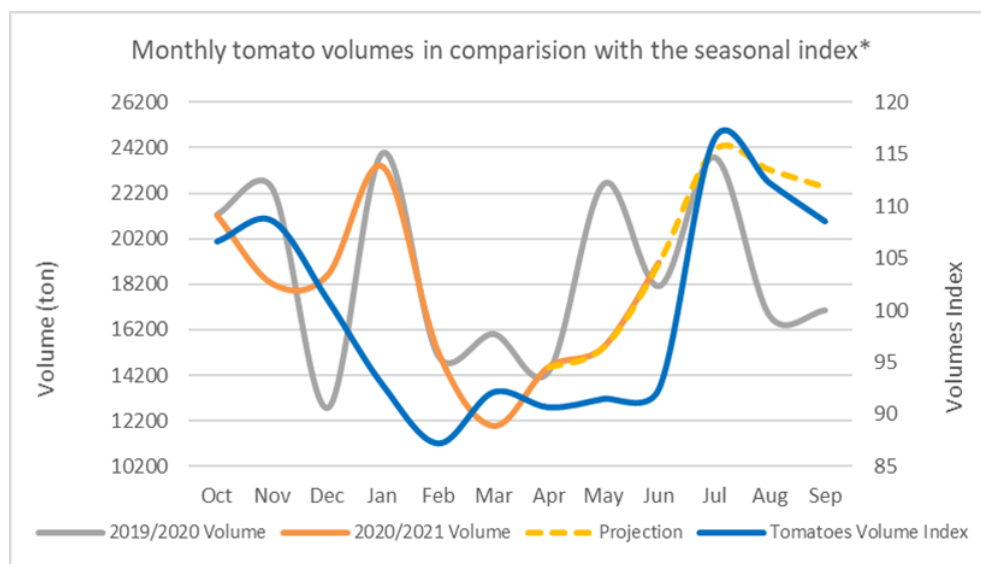
The tomato volume this week decreased by 2.4% compared to the previous weeks increase of 7.2%. The month on month volume this week increased by 30.2% in comparison to the previous weeks strong increase of 45.6%. The price this week increased by 31.5% against the previous weeks drop of 32.2%. The month on month price this week decreased by 29.2% compared to the previous weeks decrease of 36.4%.

Local Market

Weekly Tomato Volumes and Prices

	Volume (ton)	Price (R/ton)
Week ended 23 July	5,051	R5,631
w/w	-2.4%	31.5%
m/m	30.2%	-29.2%
y/y	2.4%	-13.9%

Outlook



*Jan 2000 - Aug 2021