



Fresh produce market trends

Retail and Business Banking



Looting hindering fresh produce delivery

Carrots and cabbage sold between R30 and R35 per bag with a firm supply and good quality. Potato and onion demand, in turn, was weaker but being of good quality due to favourable cooler weather. Onions sold for R38 to R40 per 10 kg bag whilst potatoes sold for around R50 per 10 kg bags. Tomatoes sold between R6 to R9 per kg with volumes expected to be high. Quality was excellent, good colour and a nice variety of the produce is available, displaying a good balance between the small and larger tomatoes. Prices may drop due to low sales and store owners may be keeping limited stock to avoid any possible losses. The looting and road closures that are being experienced is holding back some of the transporting trucks from delivering produce. Consumer demand was low and quiet. Some fresh produce markets closed over the weekend and on Monday with concerns around the safety of transport infrastructures continued into the rest of the new week.

The Protection of Personal Information Act (aka POPIA) came into effect on 1 July 2021.

The act requires that we obtain your consent to communicate with you in the future. This will be in the form of a weekly Agritrends report (Fresh Produce Market Report).

If you are happy to keep receiving these reports, there is no need to do anything. If you wish to be removed from our distribution list, kindly send an email to olga.defreitas@absa.africa

Retail and Business Banking
AgriBusiness
12 July 2021

Abrie Rautenbach
+27 11 350 3327
Abrie.Rautenbach@absa.africa

Olga de Freitas
+27 11 846 1569
Olga.defreitas@absa.co.za

<https://www.absa.co.za/business/sector-solutions/agribusiness/agri-smart-insights/>

Accessor

Fresh Produce Market Report

Cabbage: Market Trends

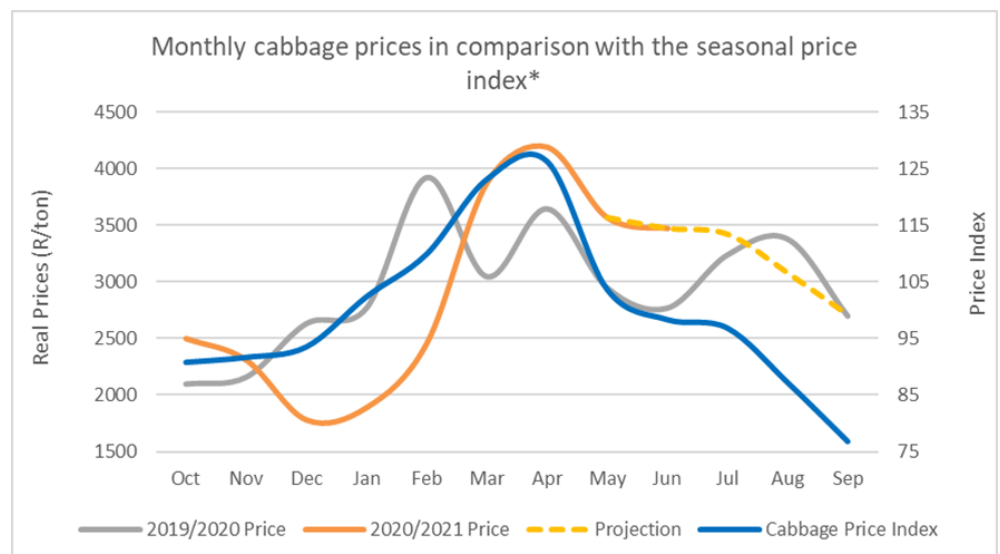
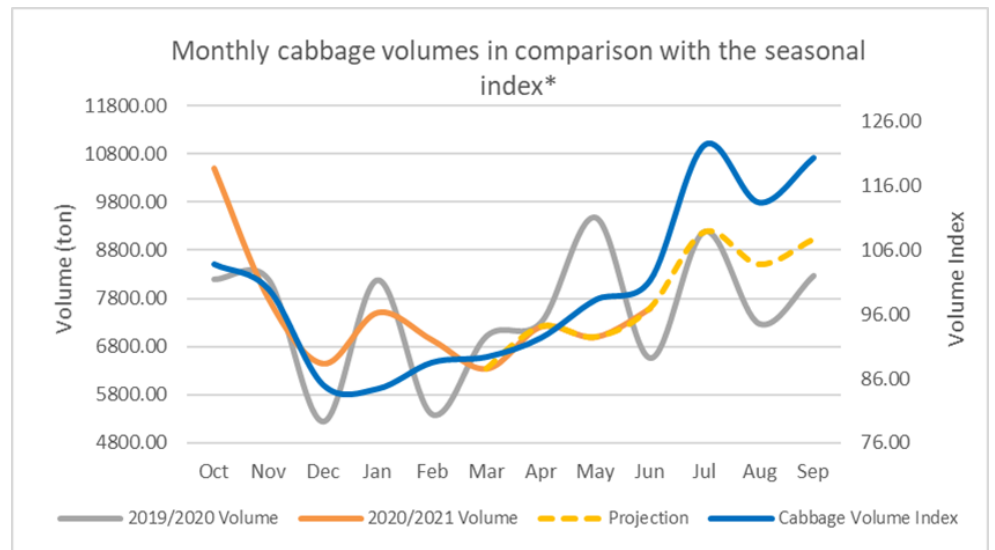
The cabbage volumes this week dropped by -12.7% compared to the previous weeks increase of 20%. The month on month volume this week increased by 11.3%, in comparison to the previous weeks strong increase of 54.7%. The price this week dropped slightly by -2.4%, against the previous weeks price decrease of -9.7%. The month on month price this week decreased by -20.2%, compared to the previous weeks decrease of -31.7%.

Local Market

Weekly Cabbage Volumes and Prices

	Volume (ton)	Price (R/ton)
Week ended 9 July	2,028	R1,903
w/w	-12.7%	-2.4%
m/m	11.3%	-20.2%
y/y	7.8%	-33.1%

Outlook



*Jan 2000 - Aug 2021

Carrot: Market Trends

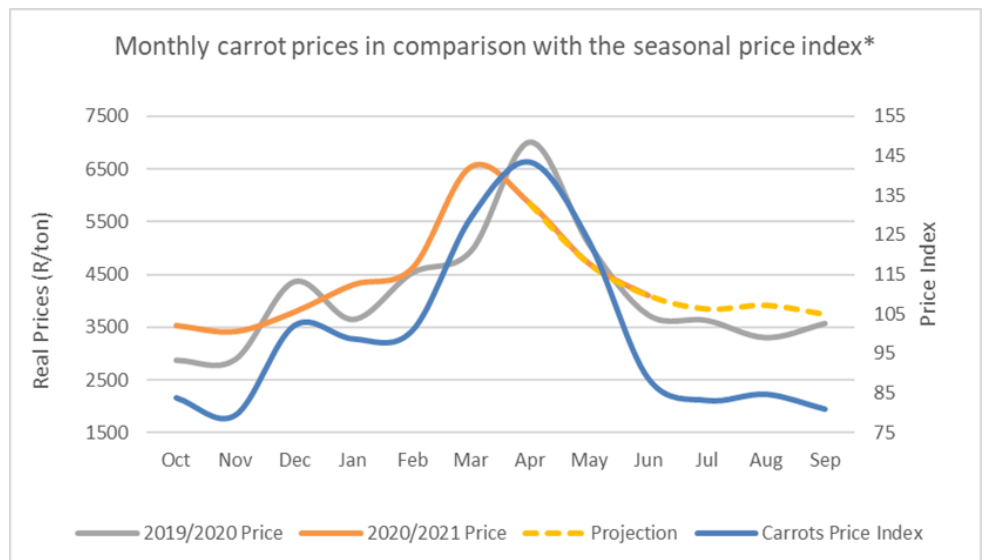
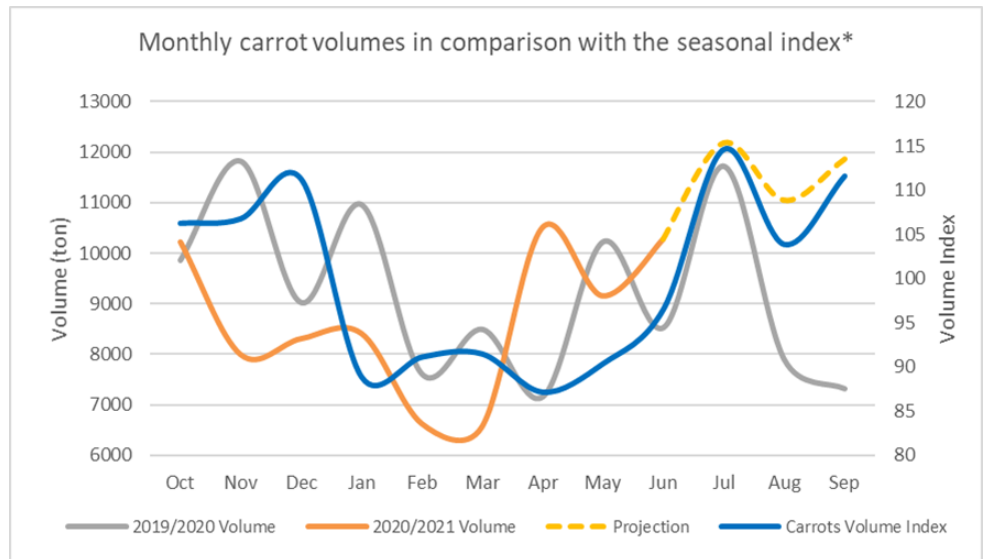
The carrot volumes this week decreased by -5.9% compared to the previous weeks increase of 13.1%. The month on month volume this week has increased by 10%, compared to a stronger increase of 32.7% the previous week. The price this week increased slightly by 3.1% compared to the previous weeks very low increase of 0.2%. The month on month price this week decreased by 16% in comparison to the previous weeks drop of -26.3%.

Local Market

Weekly Carrot Volumes and Prices

	Volume (ton)	Price (R/ton)
Week ended 9 July	2,598	R3,109
w/w	-5.9%	3.1%
m/m	10.0%	-16.0%
y/y	20.6%	-23.6%

Outlook



*Jan 2000 - Aug 2021

Onion: Market Trends

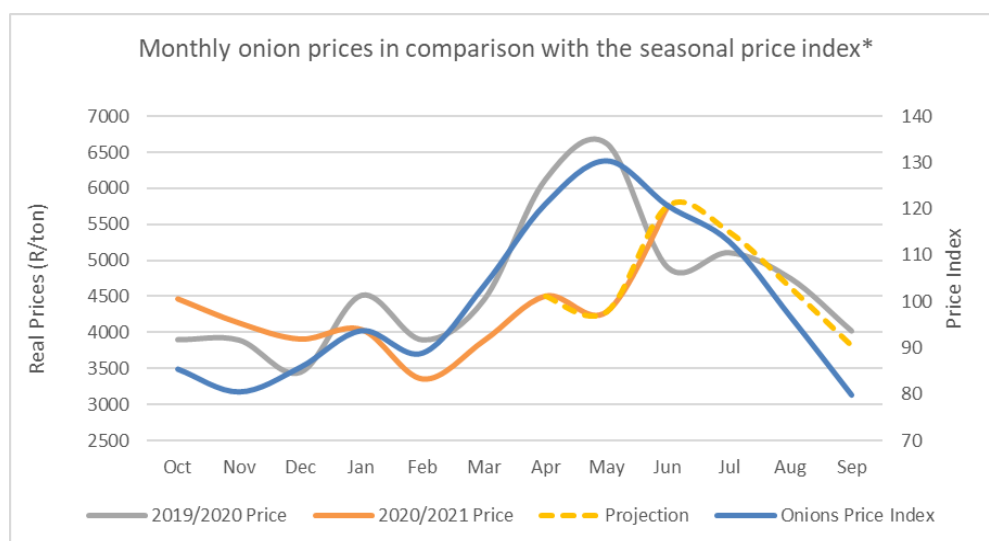
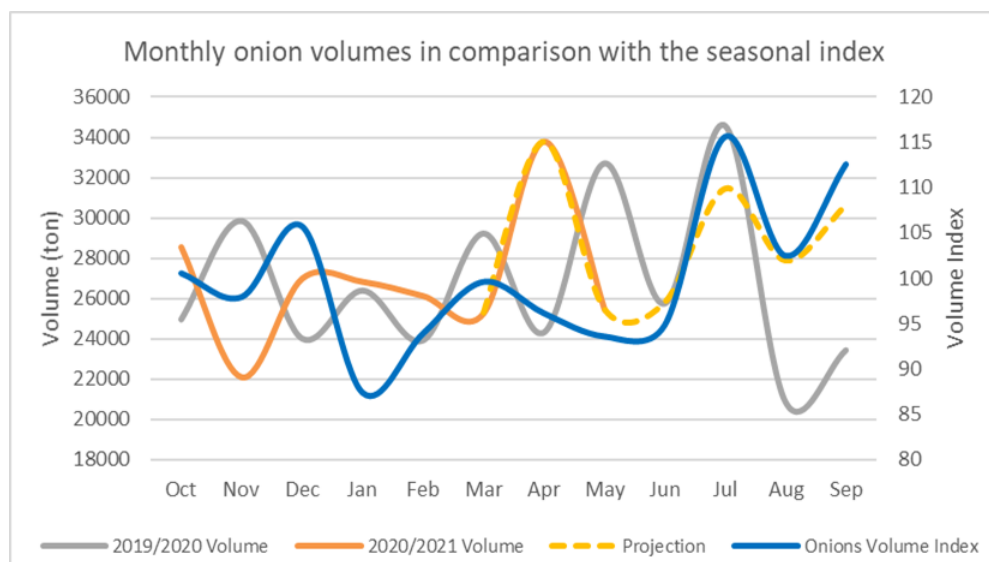
The onion volume this week increased by 5.4% against the previous weeks increase of 17%. The month on month volume this week has increased by 20.8% in comparison to the previous weeks increase of 34.7%. The price this week decreased by -4.1% compared to the previous weeks decrease of -3.8%. The month on month price this week decreased by -13.7% compared to the previous weeks drop of -6.9%.

Local Market

Weekly Onion Volumes and Prices

	Volume (ton)	Price (/ton)
Week ended 9 July	7,887	R3,924
w/w	5.4%	-4.1%
m/m	20.8%	-13.7%
y/y	16.9%	-23.7%

Outlook



*Jan 2000 - Aug 2021

Potato: Market Trends

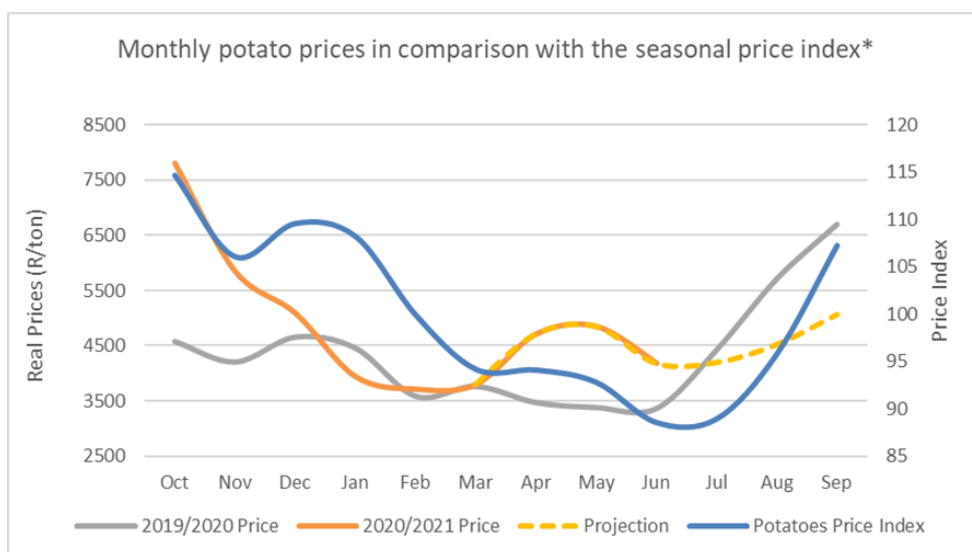
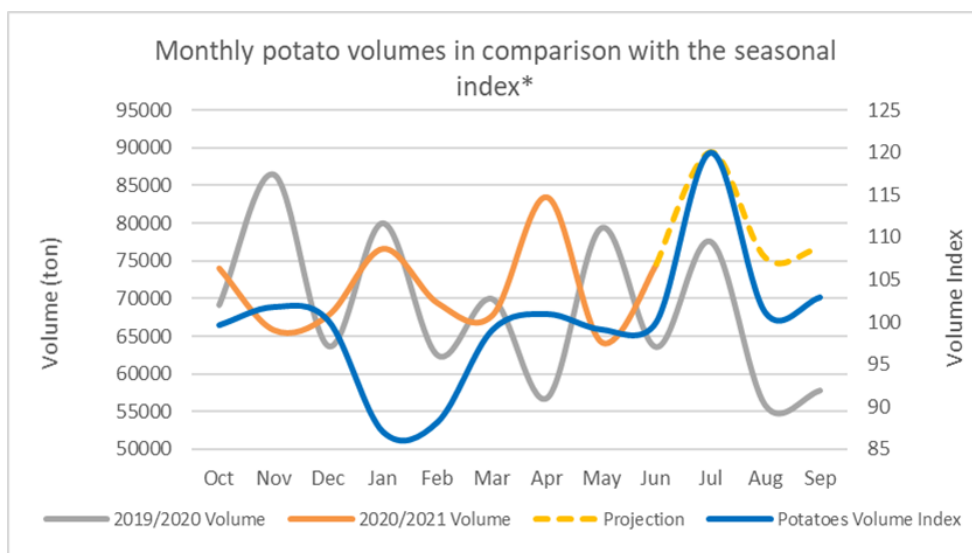
The volume this week dropped very slightly by -1.9% compared to the previous weeks increase of 22.6%. The month on month volume this week increased by 19.5% against the previous weeks increase of 29.8%. The price this week decreased very slightly by -0.8% in comparison to the previous weeks decrease of -7%. The month on month price week decreased by -7.8% compared to the previous weeks increase of 3.7%.

Local Market

Weekly Potato Volumes and Prices

	Volume (ton)	Price (R/ton)
Week ended 9 July	16,476	R5,331
w/w	-1.9%	-0.8%
m/m	19.5%	-7.8%
y/y	2.6%	22.2%

Outlook



*Jan 2000 - Aug 2021

Tomato: Market Trends

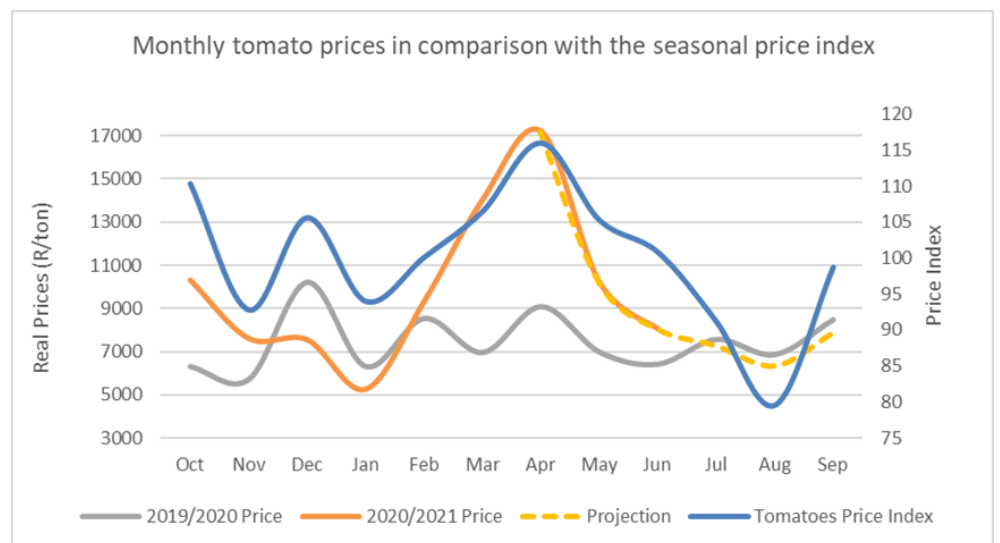
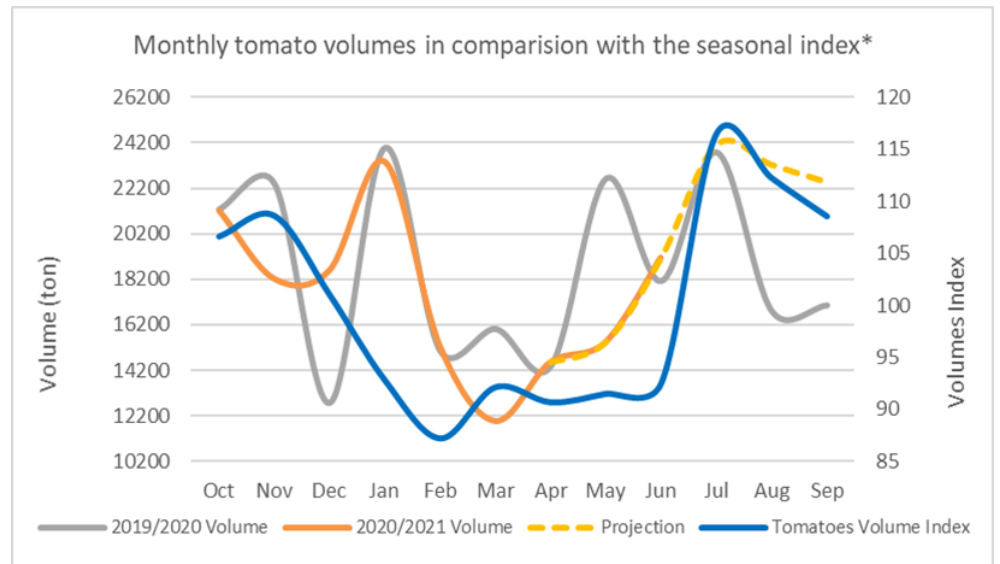
The tomato volume this week decreased by -3.7% against the previous weeks increase of 29.3%. The month on month volume this week increased by 24.1% compared to the previous weeks increase of 25.5%. The price this week dropped very slightly by -1.3% compared to the previous weeks decrease of -19.6%. The month of month price this week decreased by -6.9% in comparison to the previous weeks very slight decrease of -1.1%.

Local Market

Weekly Tomato Volumes and Prices

	Volume (ton)	Price (R/ton)
Week ended 9 July	4,827	R6,314
w/w	-3.7%	-1.3%
m/m	24.1%	-6.9%
y/y	11.9%	-30.4%

Outlook



*Jan 2000 - Aug 2021