



Fresh produce market trends

Retail and Business Banking



Volumes traded through the Durban market drop by 61% due to market closure

Due to the weeks unrest, the fresh produce market in Durban experienced a 61% drop in volumes for the products we report on. The Durban and Pietermaritzburg markets closed for a few days but re-opened toward the end of the week. Supply to other fresh produce markets around the country remain firm and prices were supported by strong demand as consumers stockpiled in fear of food shortages. The Pretoria market was reportedly quiet and continued to remain open during the week of unrest. Demand across markets did however start to pick up toward the week end. Cabbage prices traded between R30 to R35 a bag. Carrot volumes remained strong, with broken carrots selling between R10 to R20 and first grade carrots selling between R20 to R50 per 10 kg bags, with pre-packs at R55. The Joburg market also reported that the start of the week was quiet, but demand picked up on the Friday and Saturday. Potatoes sold between R60 and R70 per 10 kg. Onion supply remained strong and pricing stable, selling at an average of R4 per kg. Tomatoes were under pressure with strong volumes, selling from R3 to R6 per kg with prices doubling toward the end of the week.

Retail and Business Banking
AgriBusiness
19 July 2021

Abrie Rautenbach
+27 11 350 3327
Abrie.Rautenbach@absa.africa

Olga de Freitas
+27 11 846 1569
Olga.defreitas@absa.co.za

<https://www.absa.co.za/business/sector-solutions/agribusiness/agri-smart-insights/>

Accessor

Fresh Produce Market Report

Cabbage: Market Trends

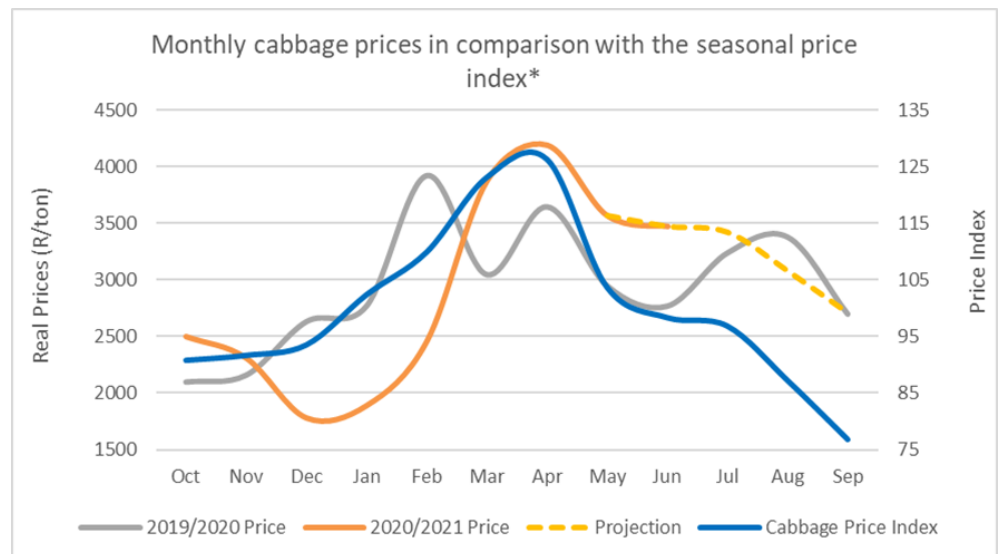
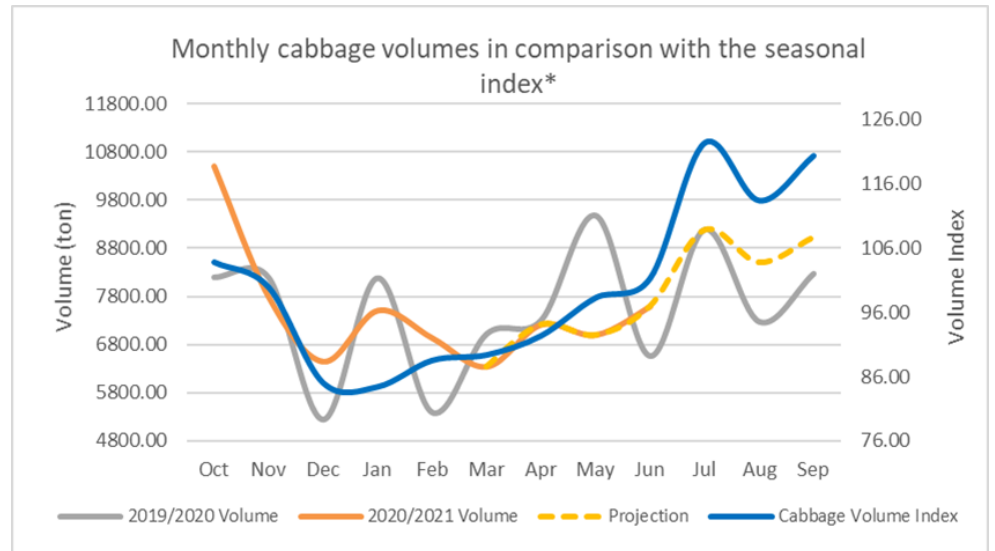
The cabbage volume this week dropped by 28.9% against the previous weeks drops of 12.7%. The month on month volume this week decreased by -18.9% compared to the previous weeks increase of 11.3%. The price this week increased by 2.3% in comparison to the previous weeks decrease of 2.4%. The month on month price this week decreased by 4.5% against the previous weeks decrease of 20.2%.

Local Market

Weekly Cabbage Volumes and Prices

| | Volume (ton) | Price (R/ton) |
|--------------------|--------------|---------------|
| Week ended 16 July | 1,443 | R1,946 |
| w/w | -28.9% | 2.3% |
| m/m | -18.9% | -4.5% |
| y/y | -9.1% | -42.5% |

Outlook



*Jan 2000 - Aug 2021

Carrot: Market Trends

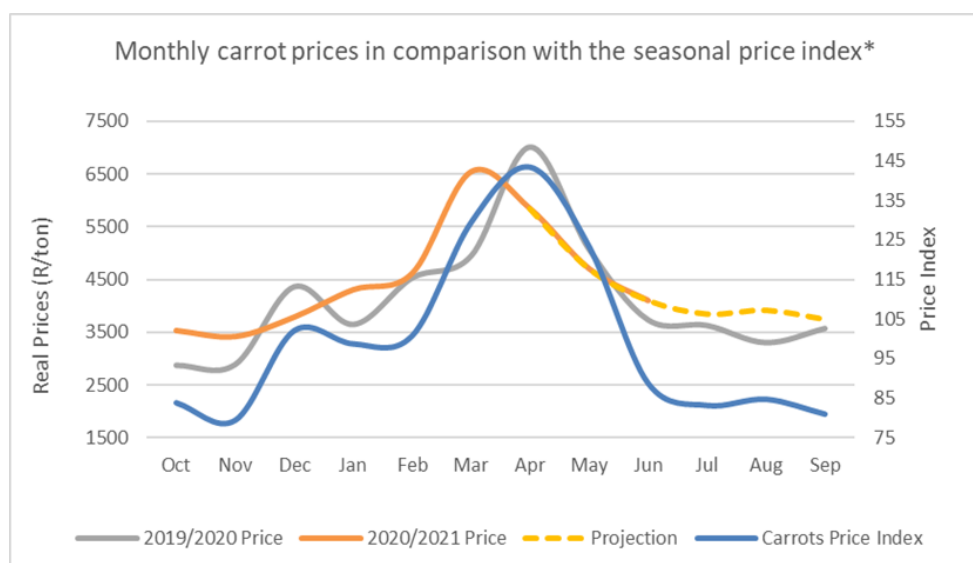
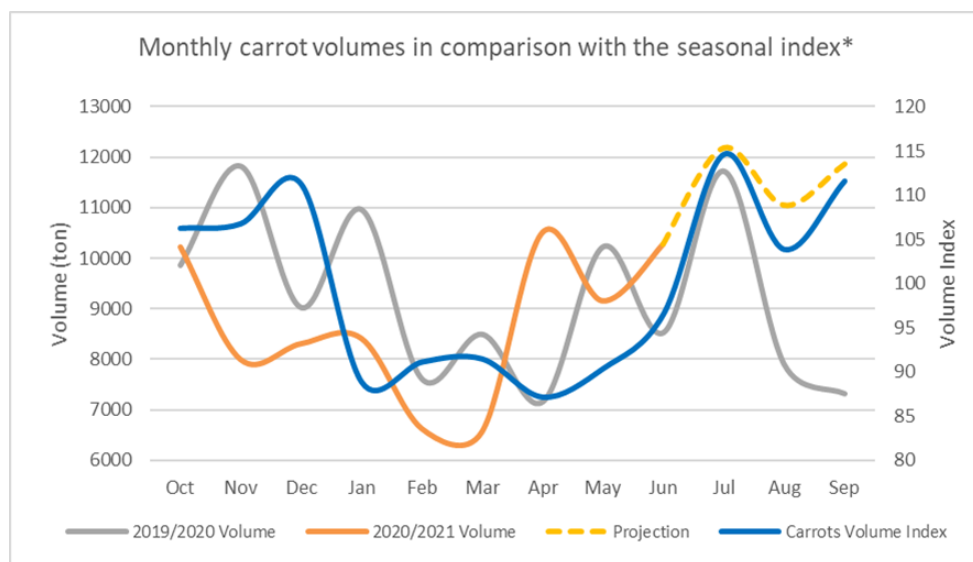
The carrot volume this week decreased by 30.6%, compared to the previous weeks decrease of 5.9%. The month on month volume this week decreased by 11.7% against the previous weeks increase of 10%. The price this week increased by 9.4%, in comparison to the previous weeks low increase of 3.1%. The month on month price this week increased by 5.9% compared to the previous weeks decrease of 16%.

Local Market

Weekly Carrot Volumes and Prices

| | Volume (ton) | Price (R/ton) |
|--------------------|--------------|---------------|
| Week ended 16 July | 1,803 | R3,402 |
| w/w | -30.6% | 9.4% |
| m/m | -11.7% | 5.9% |
| y/y | -10.2% | -6.2% |

Outlook



*Jan 2000 - Aug 2021

Onion: Market Trends

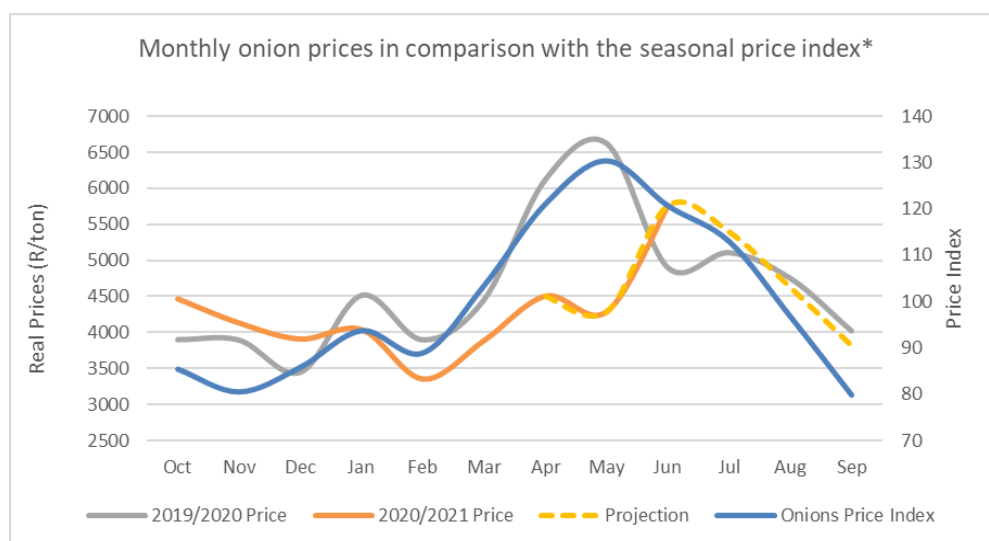
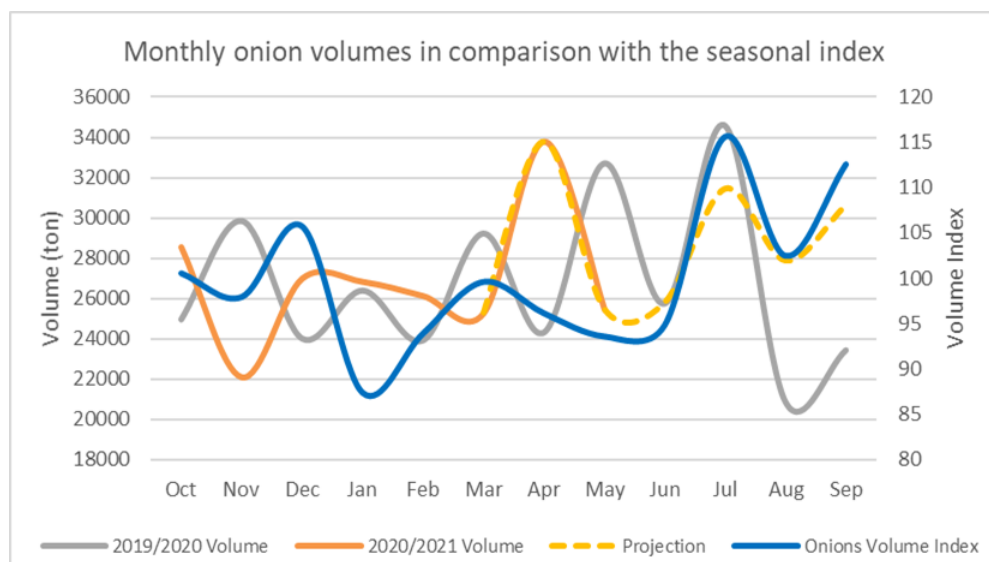
The volume this week decreased by 35.9% compared to the previous weeks increase of 5.4%. The month on month volume this week increased by 5.1% in comparison to the previous weeks increase of 20.8%. The price this week decreased by a very slight 1.9% compared to the previous weeks decrease of 4.1%. The month on month price this week decreased by 14.1%, against the previous weeks decrease of 13.7%.

Local Market

Weekly Onion Volumes and Prices

| | Volume (ton) | Price (/ton) |
|--------------------|--------------|--------------|
| Week ended 16 July | 5,054 | R3,849 |
| w/w | -35.9% | -1.9% |
| m/m | 5.1% | -14.1% |
| y/y | -11.3% | -26.3% |

Outlook



*Jan 2000 - Aug 2021

Potato: Market Trends

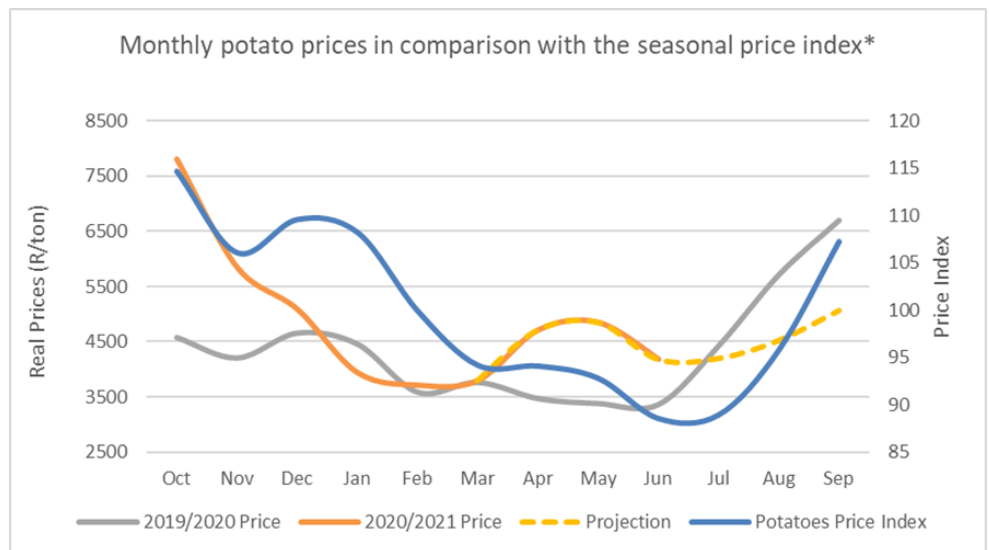
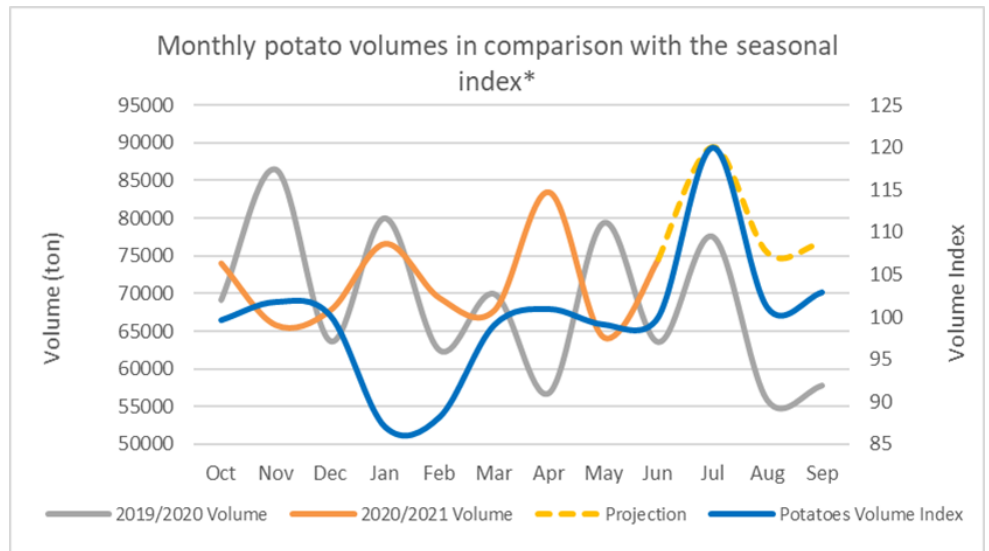
The volume this week decreased by 35% compared to a very slow decrease of 1.9% the previous week. The month on month volume this week decreased by 6.8% against the previous weeks increase of 19.5%. The price this week increased by 4.5% in comparison to a very slight decrease the previous week of 0.8%. The month on month price this week decreased by 6.5% compared to the previous weeks decrease 7.8%.

Local Market

Weekly Potato Volumes and Prices

| | Volume (ton) | Price (R/ton) |
|--------------------|--------------|---------------|
| Week ended 16 July | 10,719 | R5,569 |
| w/w | -34.9% | 4.5% |
| m/m | -6.8% | -6.5% |
| y/y | -19.2% | 26.7% |

Outlook



*Jan 2000 - Aug 2021

Tomato: Market Trends

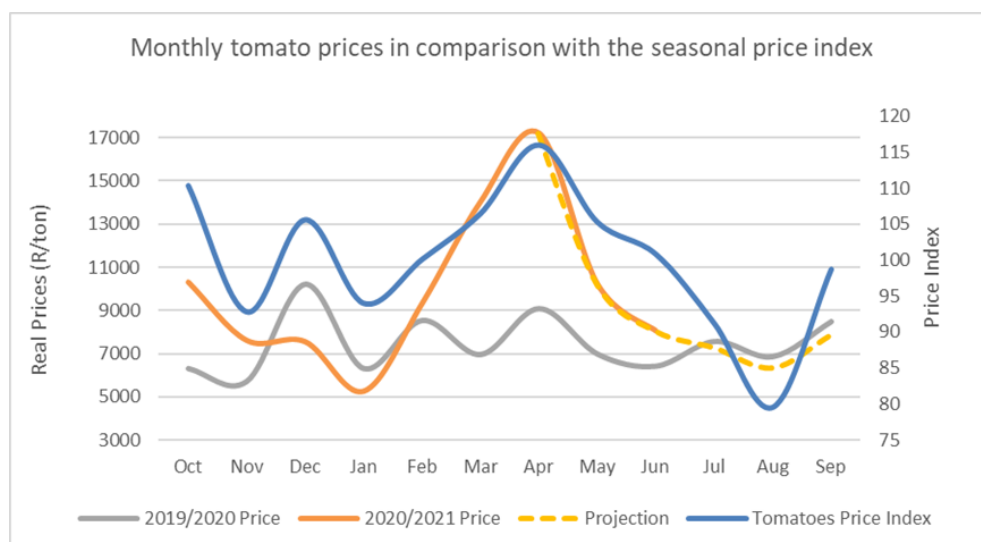
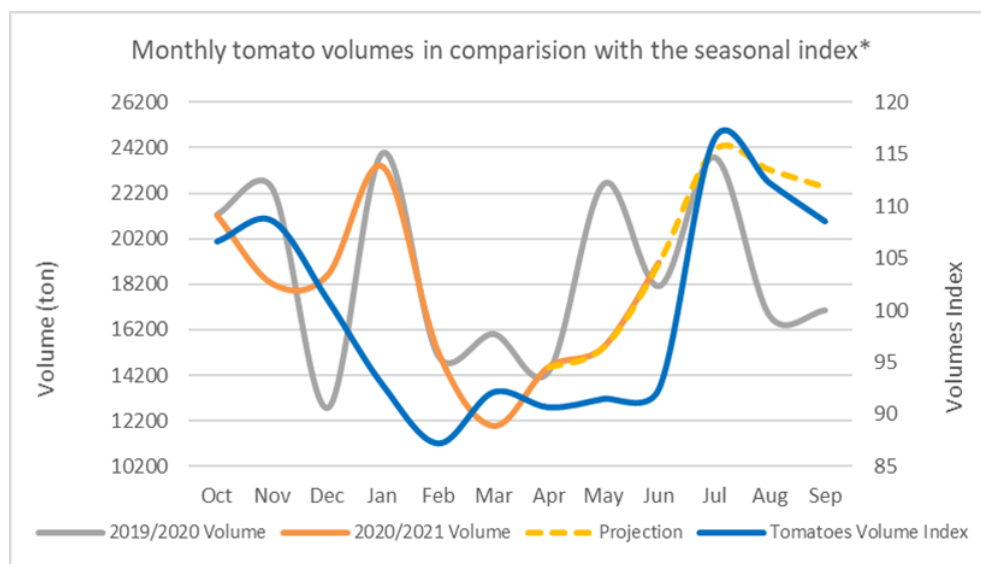
The volume this week increased by 7.2% against the previous weeks decrease of 3.7%. The month on month volume this week increased by 45.6% compared to the previous weeks increase of 24%. The price this week decreased by 32% in comparison to the previous weeks decrease of 1.3%. The month on month price this week dropped by 36.4% against the previous weeks drop of 6.9%.

Local Market

Weekly Tomato Volumes and Prices

| | Volume (ton) | Price (R/ton) |
|--------------------|--------------|---------------|
| Week ended 16 July | 5,177 | R4,283 |
| w/w | 7.2% | -32.2% |
| m/m | 45.6% | -36.4% |
| y/y | 6.0% | -33.2% |

Outlook



*Jan 2000 - Aug 2021