



Fresh produce market trends

Retail and Business Banking



Price trend lower due to firm volumes

All categories of fresh produce considered here recorded a weekly and monthly increase in volumes, in fact, some market stakeholders noted that there was an oversupply of the carrot and cabbage in the past week. Onions and potato volumes were however lower compared to the corresponding time last year. These lower volumes can still be attributed to the wet and cool summer months which affected yields of produce being marketed currently. The effect of this, however, seems smaller than anticipated. Cabbage sold between R20 and R40 per bag. Potato volumes reached 16796 tons, with prices dropping to an average of R5,372 per ton. The tomato supply and quality at the Johannesburg market was good. The price was under pressure with stronger volumes being available. Cherry tomatoes sold between R40 to R60 per kg, with the larger size tomatoes selling between R6 to R9 per kg.

Retail and Business Banking
AgriBusiness
5 July 2021

Abrie Rautenbach
+27 11 350 3327
Abrie.Rautenbach@absa.africa

Olga de Freitas
+27 11 846 1569
Olga.defreitas@absa.co.za

<https://www.absa.co.za/business/sector-solutions/agribusiness/agri-smart-insights/>

Accessor

The Protection of Personal Information Act (aka POPIA) came into effect on 1 July 2021.

The act requires that we obtain your consent to communicate with you in the future. This will be in the form of a weekly Agritrends report (Fresh Produce Market Report).

If you are happy to keep receiving these reports, there is no need to do anything. If you wish to be removed from our distribution list, kindly send an email to olga.defreitas@absa.africa

Fresh Produce Market Report

Cabbage: Market Trends

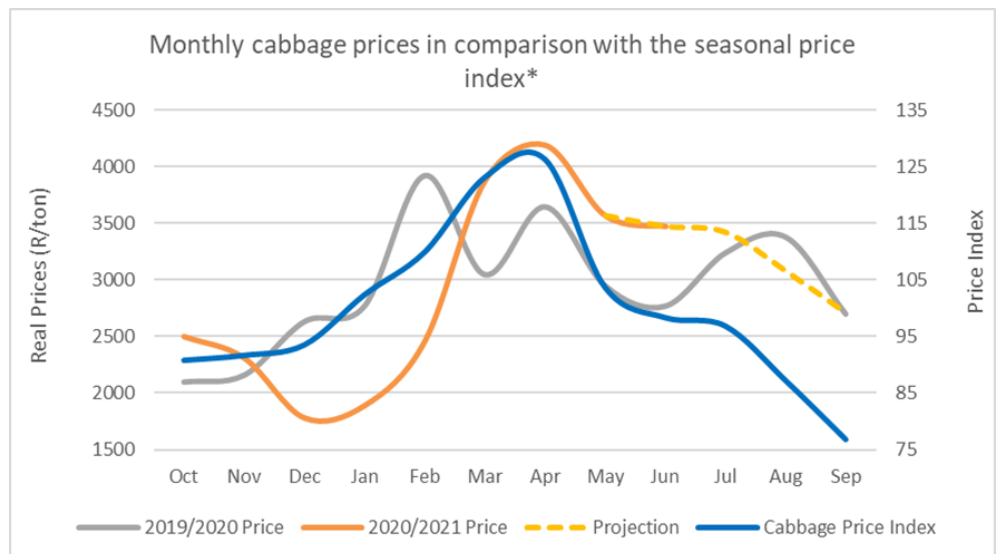
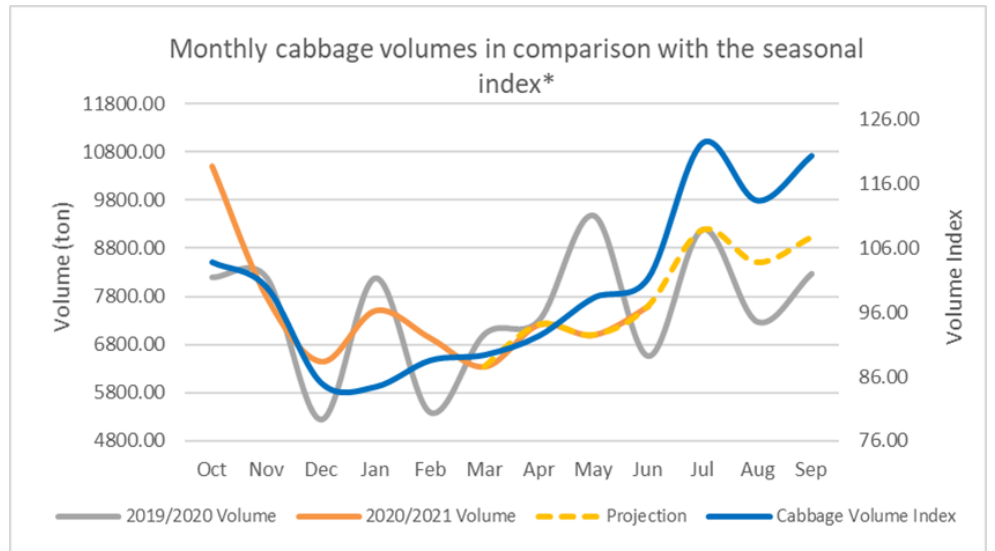
This week's cabbage volume increased by 20%, compared to the previous weeks increase of 8.9%. The month on month volume this week increased strongly by 54.7% against the previous weeks slight increase of 1.1%. The price this week dropped by -9.7%, in comparison to the previous weeks increase of 5.9%. The month on month price this week decreased by -31.7% compared to the previous weeks -18.8%.

Local Market

Weekly Cabbage Volumes and Prices

	Volume (ton)	Price (R/ton)
Week ended 2 July	2,324	R1,951
w/w	20.0%	-9.7%
m/m	54.7%	-31.7%
y/y	20.7%	-33.9%

Outlook



*Jan 2000 - Aug 2021

Carrot: Market Trends

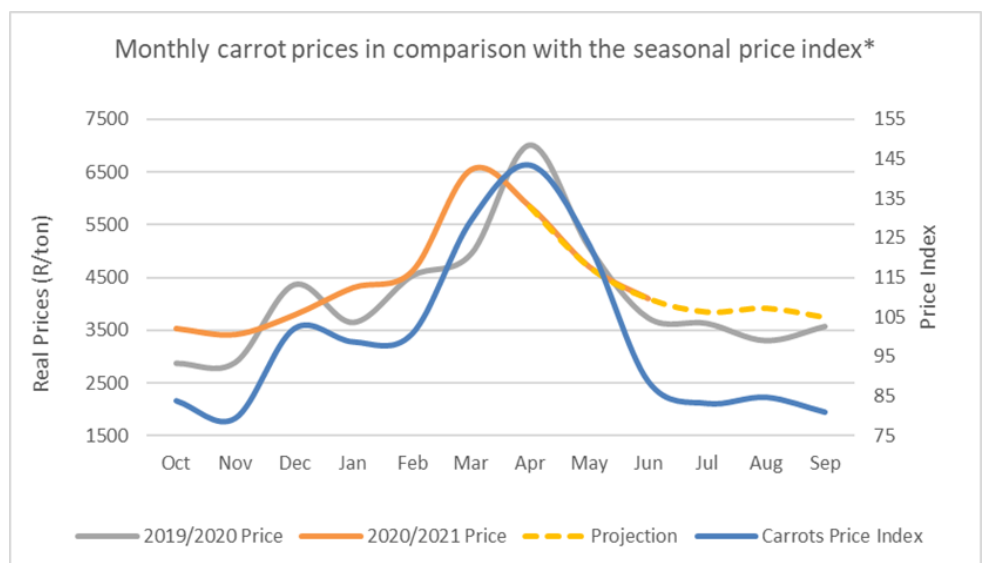
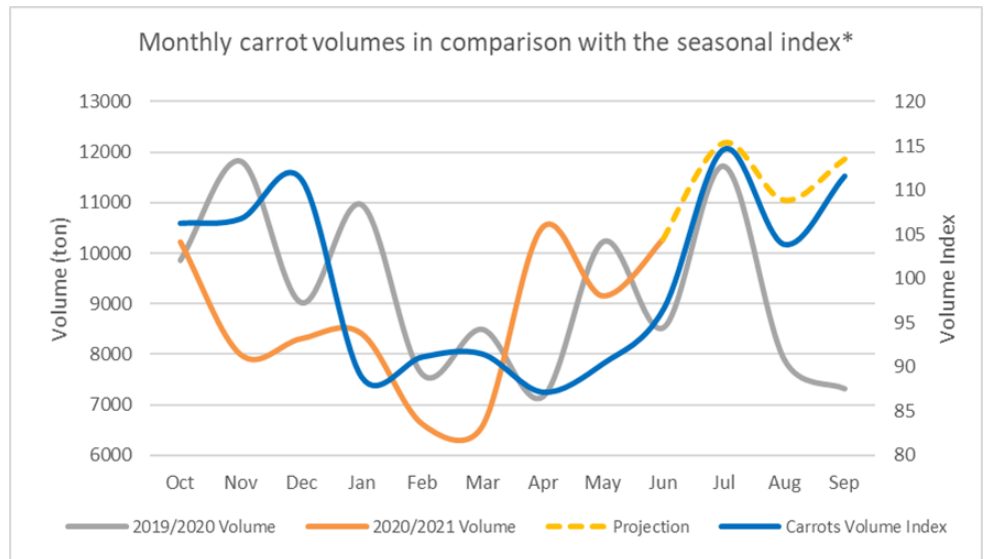
The carrot volume this week increased by 13.1%, against the previous weeks increase of 19.5%. The volume month on month this week increased by 32.7%, compared to the previous weeks decrease of -3.9%. The price this week increased by a very slight 0.2%, in comparison to the previous weeks decrease of -6.2%. The month on month price this week decreased by -26.3% compared to the previous weeks decrease of -23.7%.

Local Market

Weekly Carrot Volumes and Prices

	Volume (ton)	Price (R/ton)
Week ended 2 July	2,760	R3,016
w/w	13.1%	0.2%
m/m	32.7%	-26.3%
y/y	6.7%	-24.0%

Outlook



*Jan 2000 - Aug 2021

Onion: Market Trends

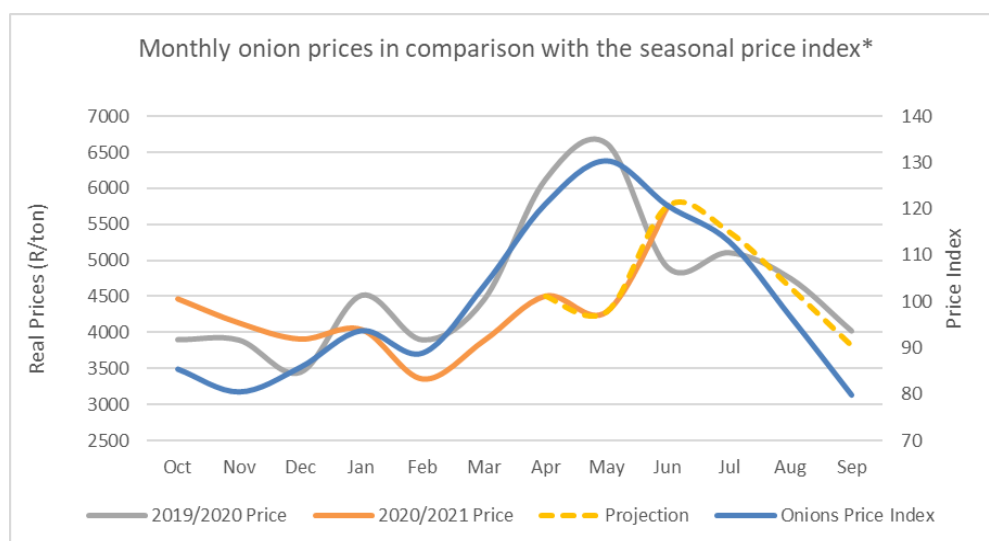
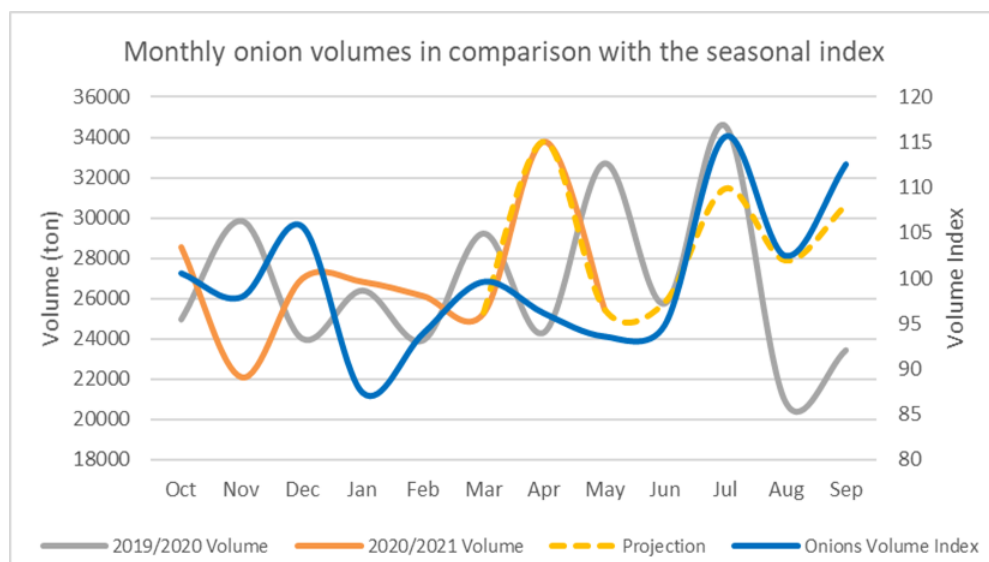
The weeks Onion volumes increased by 17% compared to the previous weeks increase of 33.1%. The month on month volume this week increased by 34.7% in comparison to the previous weeks decrease of -4.1%. The price this week decreased by -3.8% compared to the previous weeks -5%. The month on month price this week decreased by -6.9% against the previous weeks increase of 5.8%.

Local Market

Weekly Onion Volumes and Prices

	Volume (ton)	Price (/ton)
Week ended 2 July	7,485	R4,092
w/w	17.0%	-3.8%
m/m	34.7%	-6.9%
y/y	-4.1%	-17.0%

Outlook



*Jan 2000 - Aug 2021

Potato: Market Trends

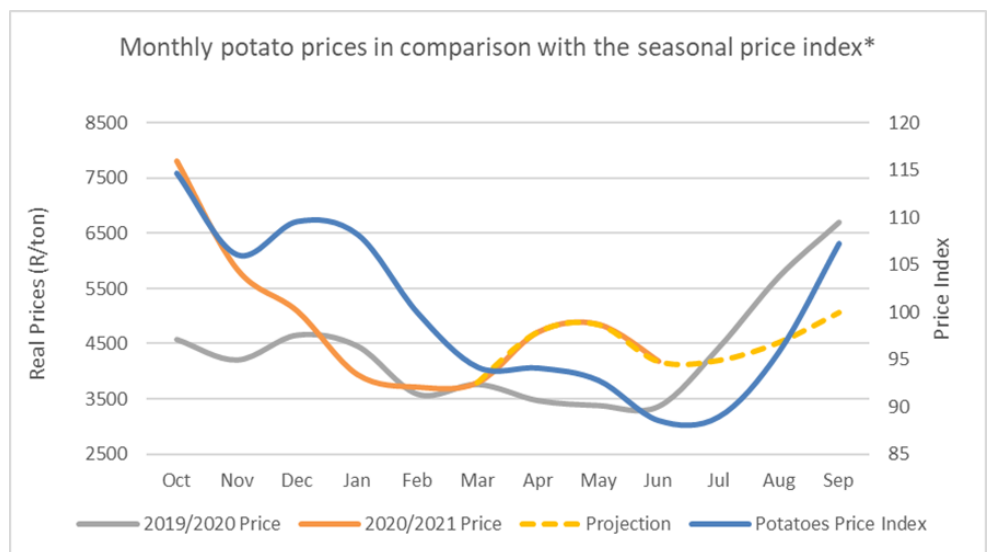
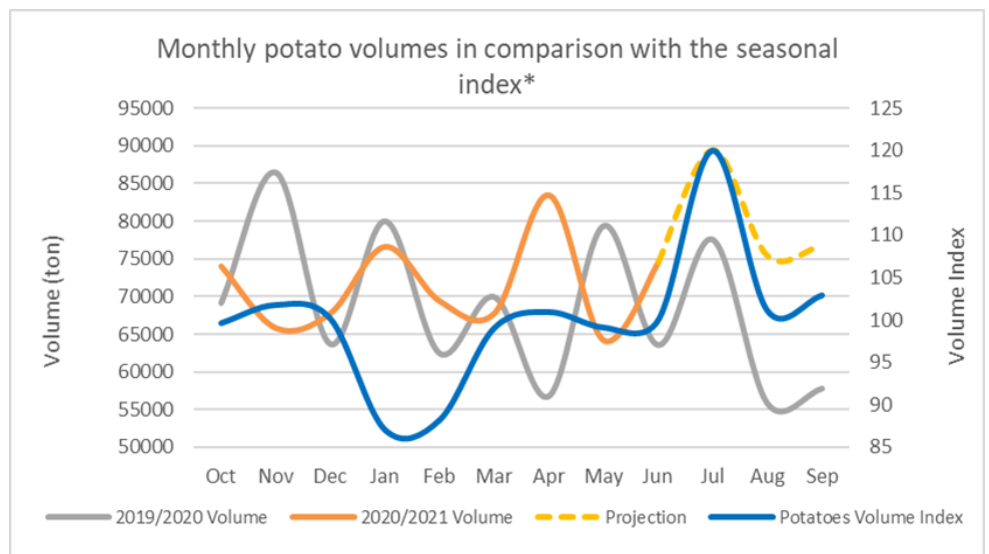
This week's potato volumes increased by 22.6%, compared to the previous weeks increase of 19.2%. The month on month volume this week increased by 29.8% in comparison to the previous weeks decrease of -18.8%. The price this week dropped by -7% against the previous weeks decrease of -3%. The month on month price this week increased slightly by 3.7% compared to the previous weeks increase of 25.2%.

Local Market

Weekly Potato Volumes and Prices

	Volume (ton)	Price (R/ton)
Week ended 2 July	16,796	R5,372
w/w	22.6%	-7.0%
m/m	29.8%	3.7%
y/y	-3.0%	31.0%

Outlook



*Jan 2000 - Aug 2021

Tomato: Market Trends

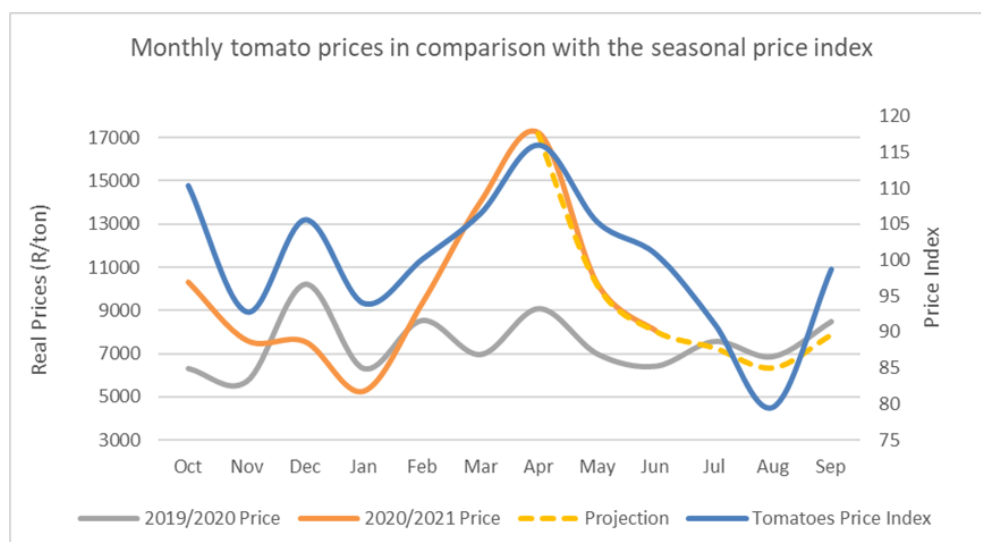
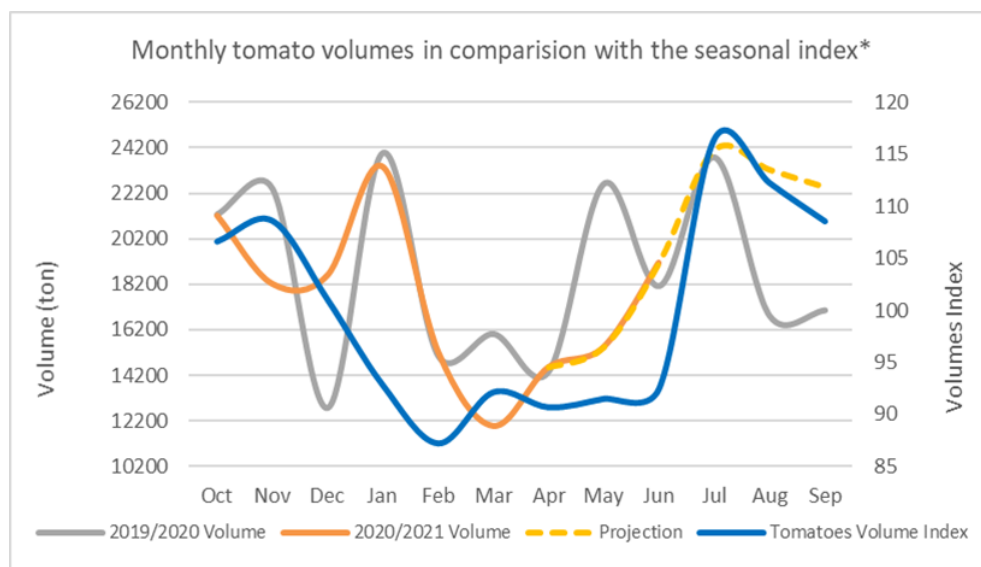
The volume this week increased by 29.3%, compared to the previous weeks increase of 9.1%. The month on month volume this week increased by 25.5%, against the previous weeks decrease of -20.1%. The price this week decreased by -19.6% in comparison to the previous weeks increase of 18.2%. The month on month price this week decreased very slightly by -1.1% compared to the previous weeks increase of 8.8%.

Local Market

Weekly Tomato Volumes and Prices

	Volume (ton)	Price (R/ton)
Week ended 2 July	5 014	R6,401
w/w	29.3%	-19.6%
m/m	25.5%	-1.1%
y/y	10.5%	-24.7%

Outlook



*Jan 2000 - Aug 2021