

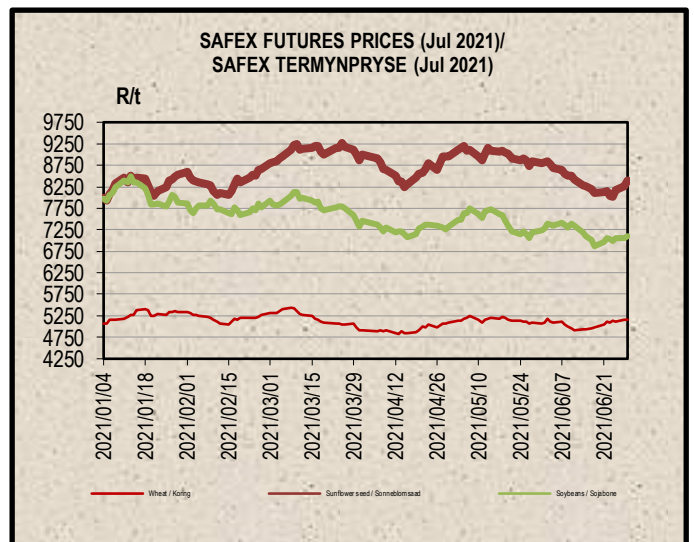
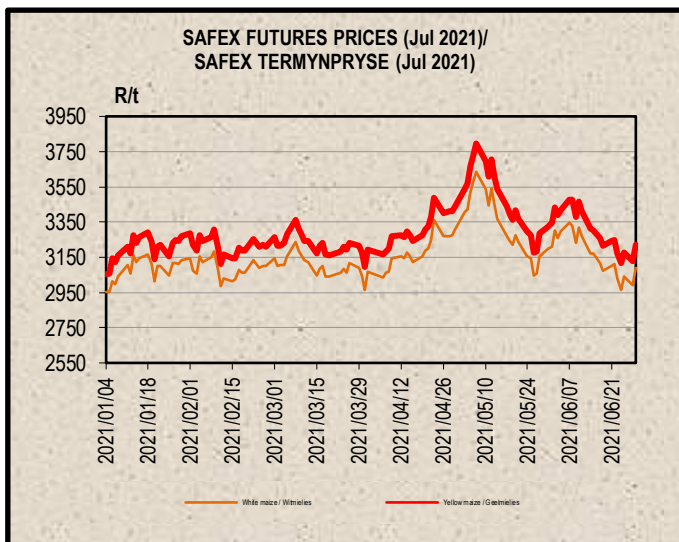
SAGIS WEEKLY BULLETIN / SAGIS WEEKLIKSE BULLETIN

1. PRODUCER DELIVERIES:	1. PRODUSENTELEWERINGS:
http://www.sagis.org.za/weekly_prod_deliveries.html	
2. IMPORTS, EXPORTS & MAIZE INTENTIONS:	2. INVOERE, UITVOERE & MIELIE INTENSIES:
http://www.sagis.org.za/weekly_imp-exp.html	

3. DOMESTIC PRICES PER SAFEX (R/t)(a)

3. PLAASLIKE PRYSE VOLGENS SAFEX (R/t)(a)

Commodity	Future Prices / Termynpryse (2021/06/29) R/ton					Kommoditeit
	Jul-21	Sep-21	Dec-21	Mar-22	May-22	
White maize	3 091.00	3 147.00	3 223.00	3 245.00	3 190.00	Witmielies
Yellow maize	3 222.00	3 279.00	3 353.00	3 345.00	3 188.00	Geelmielies
Wheat	5 155.00	5 120.00	4 950.00	5 033.00	5 077.00	Koring
Sunflower	8 394.00	8 517.00	8 626.00	8 394.00	7 550.00	Sonneblom
Soybeans	7 092.00	7 195.00	7 300.00	7 320.00	6 970.00	Sojabone
Sorghum	3 800.00	4 055.00	n/a	n/a	n/a	Sorghum



Directors/Direktore:

Boshoff JDW (Mr/Mnr), Briedenhann E (Dr) (Vice-Chairperson /Onder Voorsitter), Make BB (Mr/Mnr), Mohane HT (Mr/Mnr), Nebe AAA (Mr/Mnr), Ngejane Z (Mr/Mnr), Purchase JL (Dr) Chairperson/Voorsitter, Purnell M (Ms/Me) (Vice-Chairperson /Onder Voorsitter)

**Alternate Directors/Alternatiewe Direktore:
General Manager/Hoofbestuurder:**

Groothof WJ (Mr/Mnr), Penny GR (Mr/Mnr), Schoonwinkel BC (Mr/Mnr), Van der Merwe JM (Ms/Me)
Hawkins NJ (Mr/Mnr)

4. IMPORT TARIFF ON MAIZE & WHEAT (b)(c)

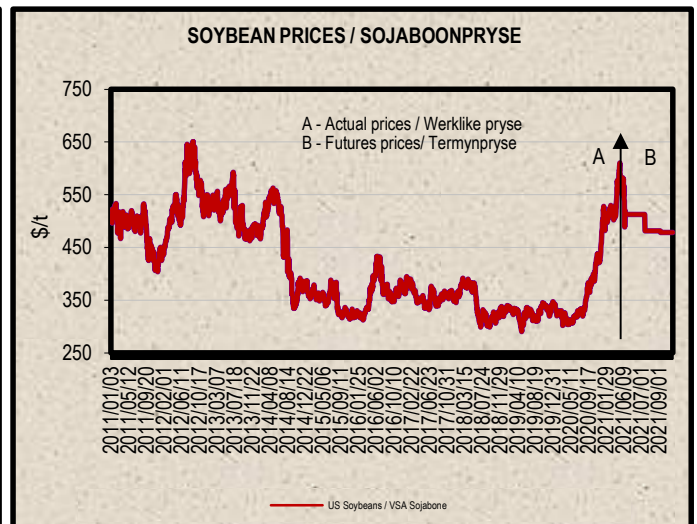
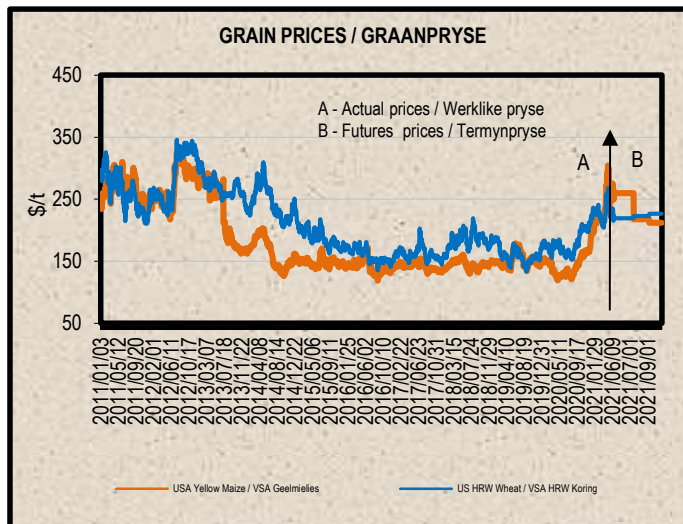
4. INVOERTARIEF OP MIELIES & KORING (b)(c)*

http://www.sagis.org.za/import_tariffs.html

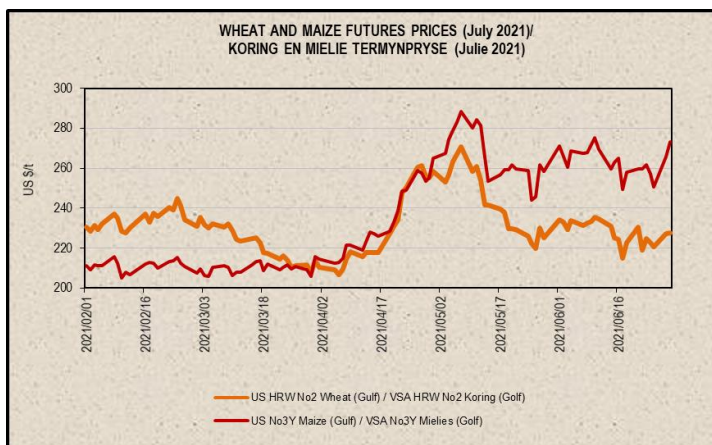
5. PRICES – INTERNATIONAL (US\$/t)

5. PRYSE - INTERNASIONAAL (VSA\$/t)

FOB (US\$/t)	Export Quotations/ Uitvoerkwotasie (b)(f)(g)				VAB (VSA\$/t)
	2021/06/29	2021/06/22	2021/06/15	2021/06/08	
US No 2 HRW Wheat (Gulf)	284.00	276.00	284.00	291.00	VSA No 2 HRW Koring (Golf)
US DNS Wheat 14% PNW	353.00	335.00	321.00	331.00	VSA DNS Koring 14% PNW
Argentine Wheat (Up River)	275.00	273.00	273.00	275.00	Argentynse Koring (Up River)
EC (France) Wheat (grade 1)	244.00	250.00	254.00	291.00	EU (Frankryk) Koring (graad 1)
EC (Germany) B Quality Wheat	245.00	250.00	253.00	291.00	EU (Duitsland) B Kwaliteit Koring
Russia Milling 12.5%	250.00	250.00	255.00	266.00	Swart See Maalkoring
US No 3Y Maize (Gulf)	303.00	291.00	297.00	306.00	VSA No3Y Mielies (Golf)
Argentine Maize (Up River)	240.00	238.00	250.00	260.00	Argentynse Mielies (Up River)
US Sorghum (Gulf)	397.00	384.00	387.00	394.00	VSA Sorghum (Golf)
Argentine Sorghum (Up River)	250.00	250.00	250.00	270.00	Argentynse Sorghum (Up River)
US Soybeans (Gulf)	528.00	542.00	569.00	611.00	VSA Sojabone (Gulf)
Argentine Soybeans (Up River)	504.00	505.00	522.00	560.00	Argentynse Sojabone (Up River)
Canadian Canola	707.00	653.00	675.00	735.00	Kanadese Canola
Argentine Groundnuts Runners 40/50	1400.00	1390.00	1390.00	1390.00	Argentynse Grondbone 40/50 Runners
US Groundnuts Runners 40/50 shelled	1426.00	1403.00	1405.00	1406.00	VSA Grondbone 40/50 Runners uitgedop
Australian Malting Barley (Commander Malt)	257.00	260.00	261.00	258.00	Australiese Moutgars (Commander Mout)



Futures prices (US\$/t) / Termynpryse (VSA\$/t) (d)(e) (2021/06/29)							
Commodity	Jul-21	Sep-21	Dec-21	Mar-22	May-22	Jul-22	Kommoditeit
US No3 Yellow maize	273.37	220.15	215.90	218.65	220.46	220.86	VSA No3 Geelmielies
US No2 HRW wheat	227.44	230.38	233.69	236.85	238.68	235.97	VSA No2 HRW koring
US Soybeans	499.57	484.06	n/a	477.37	476.71	477.67	VSA Sojabone



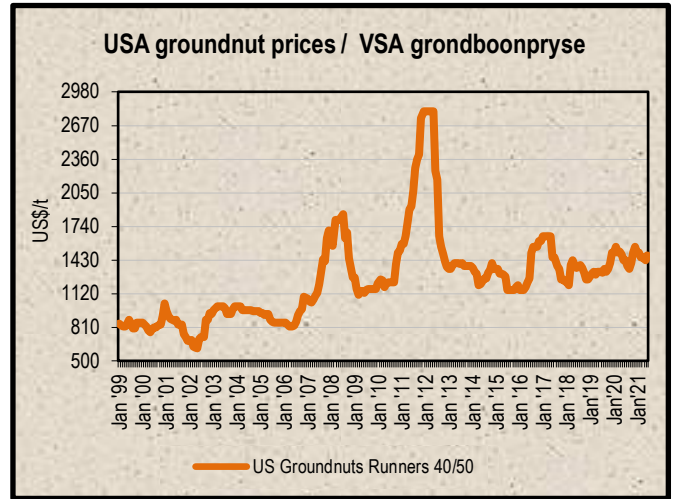
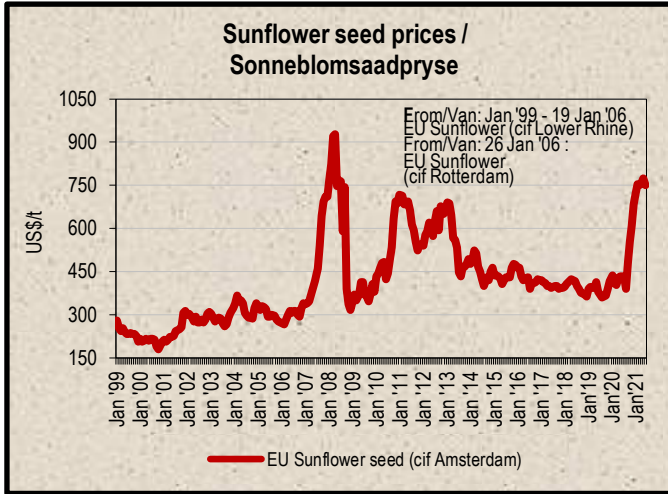
6. LOWEST REPRESENTATIVE ASKING PRICES
(US\$/t)(f)(g)(Prices of previous week)

6. LAAGSTE VERTEENWOORDIGENDE PRYSE GEVRA
(Pryse van vorige week)(VSA\$/t)(f)(g)

US\$/t	2021/06/24	2021/06/17	Change/ Verandering	VSA\$/t
Soybeans, USA, c.i.f. Rotterdam	575	602	-4.5%	Sojabone, VSA, k.a.v. Rotterdam
Groundnuts, USA Runners 40/50*	1475	1450	1.7%	Grondbone, VSA Runners 40/50*
Groundnuts, Argentine Runners 40/50*	1480	1470	0.7%	Grondbone, Argentynse Runners 40/50*
Sunflower seed, EU c.i.f. Amsterdam	n/a	n/a	n/a	Sonneblomsaad, EU k.a.v. Amsterdam
Sunflower seed, fob Black Sea	695	720	-3.5%	Sonneblomsaad, Swart See
Sunflower-oil, EU (fob) N.W. Europe	1270	1240	2.4%	Sonneblom-olie, EU (vab) N.W. Eur.
Rapeseed, Europe, 00, c.i.f. Hamburg	600	584	2.7%	Raapsaad, Europa, 00, k.a.v. Hamburg

* Shelled, c.i.f. Rotterdam

* Uitgedop k a v Rotterdam



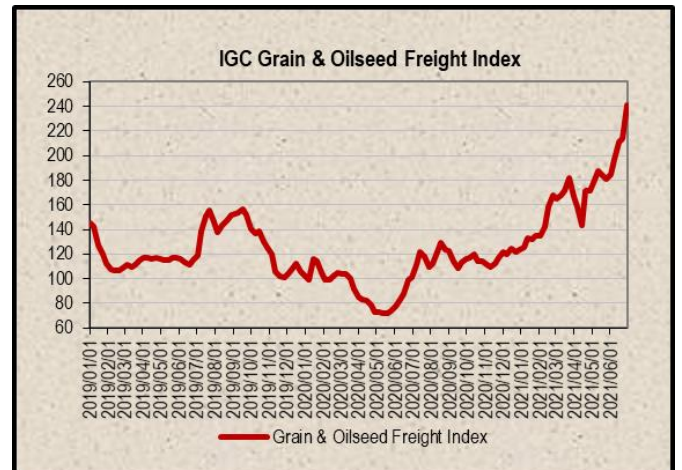
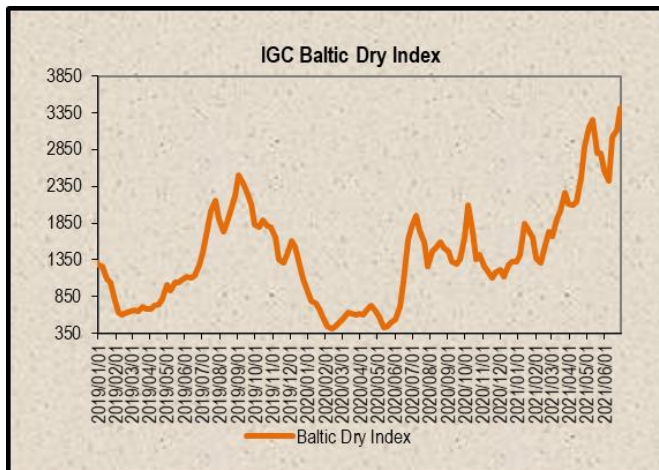
7. IGC FREIGHT INDICES (b) *

7. IGC VRAG INDEKSE (b)*

IGC FREIGHT INDICES / IGC VRAG INDEKSE							
	2021/05/25	2021/06/01	2021/06/08	2021/06/15	2021/06/22	2021/06/29	
Baltic Dry Index	2809	2568	2420	3025	3119	3418	Graan & Oliesade Vrag Indeks*
Grain & Oilseeds Freight Index*	181	185	197	211	214	241	Baltiese Droë Indeks

* IGC's Grain & Oilseeds Freight Index (GOFI) - covers 68 routes. The first week of January 2013 is taken as the index base of 100.

* IGC se Graan & Oliesade Vrag Indeks (GOVI) - verteenwoordig 68 roetes. Die eerste week van Januarie 2013 word gebruik as die indeks basis van 100.



8. IMPORT PARITY PRICES – SUMMER GRAINS (b)(c)

8. INVOERPARITEITPRYSE - SOMERGRANE (b)(c)

INVOERPARITEITPRYSE VAN SOMERGRANE (BTW UITGESLT) SOOS OP			2021/06/29		IMPORT PARITY PRICES OF SUMMER GRAINS (VAT EXCL) AS ON		
ITEM	Nota/ Note	Mielies/Maize	Mielies/Maize	Sorghum	Sorghum	Sorghum	ITEM
		VSA/ USA Golf/Gulf (no.3Y)	Argentynse/ Argentine Up River	VSA/ USA Golf/Gulf	Argentynse/ Argentine Up River	Australiese/ Australian Brisbane	
		\$/t	\$/t	\$/t	\$/t	\$/t	
Internasionale VAB pryse	a	303.00	240.00	397.00	250.00	283.00	International FOB prices
Vraggeld	b	49.00	50.00	49.00	50.00	50.00	Freight Rates
Assuransie (0.3% van VAB)		0.91	0.72	1.19	0.75	0.85	Insurance (0.3% of FOB)
1 KOSTE, ASSURANSIE EN VRAG (KAV) \$/T <i>Omskakel na R/t</i>		352.91	290.72	447.19	300.75	333.85	1 COST, INSURANCE AND FREIGHT (CIF) \$/T <i>Converted to R/t</i>
R/\$ Wisselkoers op: 2021/06/29	c	14.3303	14.3303	14.3303	14.3303	14.3303	R/\$ Exchange rate on: 2021/06/29
2 KOSTE, ASSURANSIE EN VRAG (KAV) R/t		5057.31	4166.10	6408.37	4309.84	4784.17	2 COST, INSURANCE AND FREIGHT (CIF) R/t
Finansieringskoste	d	29.10	23.97	36.87	24.80	27.53	Financing cost
3 KOSTE, ASSURANSIE, VRAG EN FINANSIERING R/t		5086.41	4190.07	6445.24	4334.64	4811.70	3 COST, INSURANCE, FREIGHT AND FINANCING R/t
Aflaaiikoste:	e, f						Discharging cost:
- Kaapstad		216.77	216.77	n/a	n/a	n/a	- Cape Town
- Durban		204.95	204.95	204.95	204.95	204.95	- Durban
Invoertarif	g	0.00	0.00	170.67	107.48	121.66	Import Tariff
4 VRY OP SPOOR (VOS) R/t							4 FREE ON RAIL (FOR) R/t
- Kaapstad		5303.18	4406.84	n/a	n/a	n/a	- Cape Town
- Durban		5291.36	4395.02	6615.91	4442.12	4933.36	- Durban
Spoorvragkoste	h						Railage cost
- Durban na Randfontein		239.70	239.70	239.70	239.70	239.70	- Durban to Randfontein
5 GELEWER:							5 DELIVERED:
- Durban na Randfontein R/ton		5531.06	4634.72	6855.61	4681.82	5173.06	- Durban to Randfontein R/ton

Notas/Notes:

a Bron van pryse en vraggeld : IGC GMI
Source of prices and freight rates: IGC GMI

2021/06/29

Termyn / Term	US\$/ton (VAB/FOB)	Vraggeld/Freight Rate:	US\$/ton
Jul 2021	303.00	US Golf / Gulf	49.00
Jun 2021	240.00	Argentinië / Argentina	50.00
Jul 2021	397.00	Australië/Australia (Fremantle)	50.00
Jul 2021	250.00		
Jul 2021	283.00		

Mielies/Maize: VSA/USA (Golf/Gulf No.3Y)
Mielies/Maize: Argentinië/Argentina (Up River)
Sorghum: VSA/USA (Golf / Gulf Milo)
Sorghum: Argentinië/Argentina (Up River)
Sorghum: Australië/Australia (Brisbane)

b Vraggeld: bereken vir vragte van +/- 20 000 - 30 000t / Freight rates: calculated for freights of +/- 20 000 - 30 000t.

c Reserwebank / Reserve Bank

d Finansieringskoste: 30 000t @ KAV @ primakoers vir 30 dae. Bron/Source: SARB 7.00% 2020/07/24
Financing cost: 30 000t @ CIF @ prime rate for 30 days.

e Aflaaiikoste / Discharging costs (R/ton):

Bron / Source: Mainport Africa Shipping

	Mielies/Maize:	Sorghum
Kaapstad / Cape Town:	216.77	n/a
Durban:	204.95	204.95

f Ingesluit: Kaaigelde, hantering, kaaibesig, agente/dokumentasie, logistiek & opnames (inspeksie van skeepsvrag) / Included: Wharfage, handling, wharf supervision, agent/documentation, logistic & survey (inspection of shipload).

Uitgesluit: Gesondheidsinspeksie-, skeepsagentskaplooi, strooktoetsingslooi vir GMO, opbergingskoste asook BTW en invoerbelasting / Excluded: Health inspection fee, Ship agency fee, strip testing fees for GMO, storage costs as well as VAT and import duty.

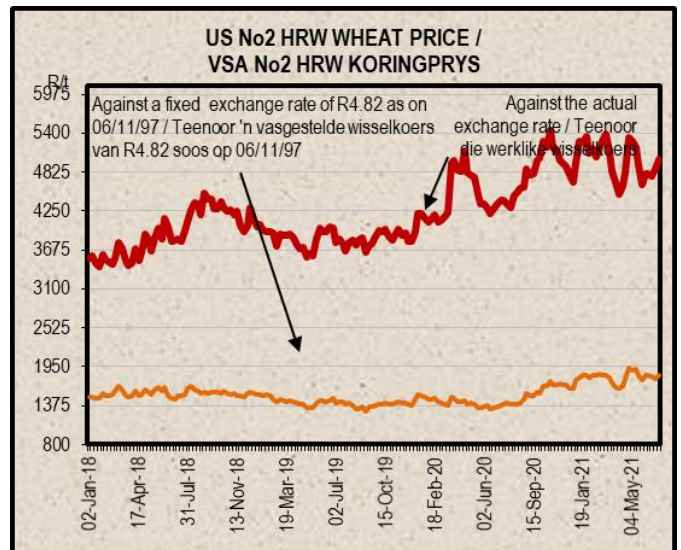
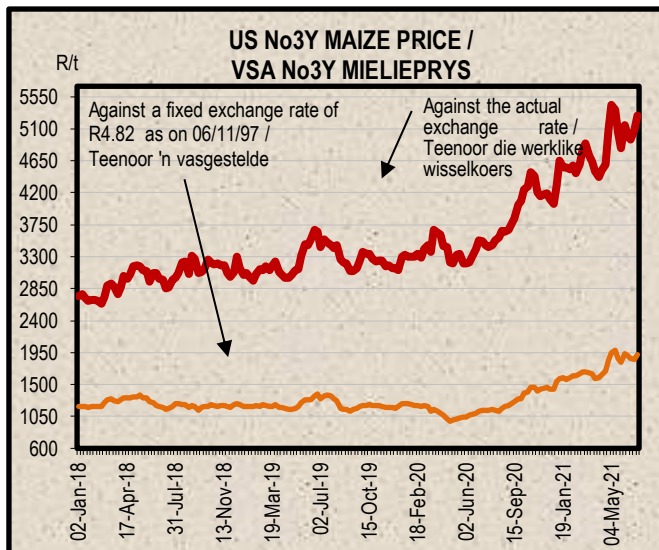
N.B: Slegs 'n aanduiding, aangesien koste van opname beding kan word / N.B: Indication only, as cost of survey can be negotiated.

g Invoertarif / Import Tariff:

Mielies/Maize = Vry / Free
Sorghum = 3% op VAB / on FOB

h Neem asb. kennis van die verandering in Spoornet se standaard spoorvrag op 1 April 2021, na R239.70. Geldig tot 30 Sep 2021, daarna 4.1% styging tot 31 Mrt 2022.

Please note the change in Spoornet's standard railage cost on 1 April 2021 to R239.70. Valid until 30 Sep 2021, thereafter 4.1% increase until 31 Mar 2022.



9. IMPORT PARITY PRICES – WINTER CEREALS (b)(c)

9. INVOERPARITEITPRYSSE - WINTERGRANE (b)(c)

INVOERPARITEITPRYSSE VAN WINTERGRANE (BTW UITGESLT) SOOS OP		2021/06/29					IMPORT PARITY PRICES OF WINTER CEREALS (VAT EXCL) AS ON	
ITEM	Nota / Note	Koring/Wheat	Koring/Wheat	Koring/Wheat	Koring/Wheat	Koring/Wheat	Gars/Barley	ITEM
		VSA/ USA Golf/Gulf HRW	VSA/ USA PNW DNS	Argentynse/ Argentine Up River Trigo Pan	EU Duitsland/ Germany Hamburg B kwaliteit/ quality	Russies/ Russian Black Sea 12.50%	Australiese/ Australian Adelaide Mout/Malting	
Internasionale VAB pryse	a	\$/t	\$/t	\$/t	\$/t	\$/t	\$/t	International FOB prices
Vraggeld	b	284.00	353.00	275.00	245.00	250.00	257.00	Freight Rates
Assuransie (0.3% van VAB)		49.00	49.00	50.00	44.00	54.00	51.00	Insurance (0.3% of FOB)
1 KOSTE, ASSURANSIE EN VRAG (KAV) \$/t		0.85	1.06	0.83	0.74	0.75	0.77	1 COST, INSURANCE AND FREIGHT (CIF) \$/t
<i>Omskakel na R/t</i>		333.85	403.06	325.83	289.74	304.75	308.77	<i>Converted to R/t</i>
R/\$ Wisselkoers op: 2021/06/29	c	14.3303	14.3303	14.3303	14.3303	14.3303	14.3303	R/\$ Exchange rate on: 2021/06/29
2 KOSTE, ASSURANSIE EN VRAG (KAV) R/t		R/t	R/t	R/t	R/t	R/t	R/t	2 COST, INSURANCE AND FREIGHT (CIF) R/t
		4784.17	5775.97	4669.24	4152.06	4367.16	4424.77	
Finansieringskoste	d	27.53	33.23	26.86	23.89	25.13	25.46	Financing cost
3 KOSTE, ASSURANSIE, VRAG EN FINANSIERING R/t		4811.70	5809.20	4696.10	4175.95	4392.29	4450.23	3 COST, INSURANCE, FREIGHT AND FINANCING R/t
Aflaaiikoste	e, f							Discharging cost
3.1 Kaapstad (Hoofsaaklik kaaihykraan metode)		216.77	216.77	216.77	216.77	216.77	216.77	3.1 Cape Town (Mainly shore cranes method)
3.2 Durban (Hoofsaaklik suig-in-silo metode)		204.95	204.95	204.95	204.95	204.95	204.95	3.2 Durban (Mainly suction into silo method)
Invoertarif op koring	g	191.70	191.70	191.70	191.70	191.70	0.00	Import Tariff on wheat
4 VRY OP SPOOR (VOS) R/t								4 FREE ON RAIL (FOR) R/t
4.1 Kaapstadhawe		5220.17	6217.67	5104.57	4584.42	4800.76	4667.00	4.1 Cape Town Harbour
4.2 Durbanhawe		5208.35	6205.85	5092.75	4572.60	4788.94	4655.18	4.2 Durban Harbour
Spoorvragkoste	h							Railage cost
- Kaapstad na Paarl		96.81	96.81	96.81	96.81	96.81	n/a	- Cape Town to Paarl
- Durban na Randfontein		239.70	239.70	239.70	239.70	239.70	239.70	- Durban to Randfontein
5 GELEWER:								5 DELIVERED:
- Kaapstad na Paarl R/ton		5316.98	6314.48	5201.38	4681.23	4897.57	n/a	- Cape Town to Paarl R/ton
- Durban na Randfontein R/ton		5448.05	6445.55	5332.45	4812.30	5028.64	4894.88	- Durban to Randfontein R/ton

Notas/Notes: 2021/06/29

a Bron van pryse en vraggeld : IGC GMI
Source of prices and freight rates: IGC GMI

Termyn / Term	VAB/FOB		Vraggeld / Freight Rate:	US\$/ton	Gars/Barley = US\$ + 1
	US\$/ton				
Koring/Wheat HRW No 2 (Hard Red Winter) Golf / Gulf	Jul 2021	284.00	VSA/USA (Golf / Gulf)	49.00	
Koring/Wheat DNS 14% No 2 (Dark Northern Spring) PNW	Jul 2021	353.00	Argentinië / Argentina (Upriver)	50.00	
Koring/Wheat Argentinië / Argentine (Up River) Trigo Pan	Jul 2021	275.00	EU (Rouen)	44.00	45.00
Koring/Wheat EU (Duitsland / Germany) B kwaliteit/ quality	Aug 2021	245.00	Australië / Australia (Kwinana)	50.00	51.00
Koring/Wheat Russian Milling 12.5%	Jul 2021	250.00	Rusland/Russia (Novorossiysk)	54.00	
Gars/Barley: Australiese moutgars/Australian malting barley (Adelaide)	Jul 2021	257.00			

b Vraggeld: bereken vir vragte van +/- 20 000 - 30 000t. / Freight rates: calculated for freights of +/- 20 000 - 30 000t.

c Reserwebank / Reserve Bank

d Finansieringskoste: 30 000t @ KAV @ primakoers vir 30 dae. Bron/Source: SARB 7.00% 2020/07/24
Financing cost: 30 000t @ CIF @ prime rate for 30 days.

e Aflaaiikoste / Discharging cost (R/ton):
Bron / Source: Mainport Africa Shipping

	Koring/Wheat	Gars/Barley:
Kaapstad /	216.77	216.77
Durban:	204.95	204.95

f Ingesluit: Kaai gelde, hantering, kaaitoesig, agente/dokumentasie, logistiek & opnames (inspeksie van skeepsvrag).
Included: Wharfage, handling, wharf supervision, agent/documentation, logistic & survey (inspection of shipload).
Uitgesluit: Gesondheidsinspeksie-, skeepsagentskapfooi, strooktoetsingsfooi vir GMO, opbergingskoste asook BTW en invoerbelasting.
Excluded: Health inspection fee, Ship agency fee, strip testing fees for GMO, storage costs as well as VAT and import duty.
N.B: Slegs 'n aanduiding, aangesien koste van opname beding kan word / N.B: Indication only, as cost of survey can be negotiated.

g Invoertarif / Import Tariff.
Koring/Wheat = R191.70/t
Gars/Barley = Vry/Free

h Neem asb. kennis van verandering in Spoorwet se standaard spoorvrag op 1 April 2021 soos volg:
Kaapstad na Paarl R96.81 en Durban na Randfontein R239.70. Geldig tot 30 Sep 2021, daarna 4.1% styging tot 31 Mrt 2022.
Please note the change on 1 April 2021, in Spoorwet's standard railrage cost as follows:
Cape Town to Paarl R96.81 and Durban to Randfontein R239.70. Valid until 30 Sep 2021, thereafter 4.1% increase until 31 Mar 2022.

10. IMPORT PARITY PRICES – OIL SEEDS (b)(c)(f)(g)

10. INVOERPARITEITPRYSE - OLIESADE (b)(c)(f)(g)

INVOERPARITEITPRYSE VAN OLIESADE (BTW UITGESLT) SOOS OP		2021/06/29								IMPORT PARITY PRICES OF OIL SEEDS (VAT EXCL) AS ON	
ITEM	Nota/ Note	Sojabone/ Soybeans	Sojabone/ Soybeans	Sojabone/ Soybeans	Sonneblom/ Sunflower	Sonneblom/ Sunflower	Canola	Grondbone/ Groundnuts	Grondbone/ Groundnuts	ITEM	
		VSA/ USA Golf/Gulf	Argentynse/ Argentine Up River	Brazilië/ Brazil Paranagua	EU Franse/ French Bordeaux	Swart See / Black Sea	Kanadese/ Canadian Vancouver	Argentynse/ Argentine Raw Runners 40/50	VSA/ USA Raw Runners 40/50		
Internasionale VAB pryse	a	\$/t	\$/t	\$/t	\$/t		\$/t	\$/t	\$/t	International FOB prices	
Vraggeld	b	528.00	504.00	518.00	600.00	695.00	707.00	1400.00	1426.00	Freight Rates	
Assuransie (0.3% van VAB)		49.00	50.00	41.00	44.00	54.00	54.00	80.00	49.00	Insurance (0.3% of FOB)	
1 KOSTE, ASSURANSIE EN VRAG (KAV) \$/T		1.58	1.51	1.55	1.80	2.09	2.12	4.20	4.28	1 COST, INSURANCE AND FREIGHT (CIF) \$/T	
<i>Omskakel na R/t</i>		578.58	555.51	560.55	645.80	751.09	763.12	1484.20	1479.28	<i>Converted to R/t</i>	
R/\$ Wisselkoers op: 2021/06/29	c	14.3303	14.3303	14.3303	14.3303	14.3303	14.3303	14.3303	14.3303	R/\$ Exchange rate on: 2021/06/29	
2 KOSTE, ASSURANSIE EN VRAG (KAV) R/t		R/t	R/t	R/t	R/t		R/t	R/t	R/t	2 COST, INSURANCE AND FREIGHT (CIF) R/t	
		8291.22	7960.62	8032.85	9254.51	10763.35	10935.74	21269.03	21198.53		
Finansieringskoste	d	47.70	45.80	46.22	53.25	61.93	62.92	122.37	121.96	Financing cost	
3 KOSTE, ASSURANSIE, VRAG EN FINANSIERING R/t		8338.92	8006.42	8079.07	9307.76	10825.28	10998.66	21391.40	21320.49	3 COST, INSURANCE, FREIGHT AND FINANCING R/t	
Aflaaiikoste: Durban	e, f	204.95	204.95	204.95	219.95	219.95	204.95	612.23	612.23	Discharging cost: Durban	
Invoertarif:	g	605.31	577.80	593.85	0.00	0.00	1013.15	2006.24	2043.50	Import Tariff:	
4 VRY OP SPOOR (VOS) R/t Durban		9149.18	8789.17	8877.87	9527.71	11045.23	12216.76	24009.87	23976.22	4 FREE ON RAIL (FOR) R/t Durban	
Spoorvragkoste	h									Railage cost	
- Durban na Randfontein		239.70	239.70	239.70	239.70	239.70	239.70	-	-	- Durban to Randfontein	
5 GELEWER:										5 DELIVERED:	
- Durban na Randfontein R/ton		9388.88	9028.87	9117.57	9767.41	11284.93	12456.46	-	-	- Durban to Randfontein R/ton	

Notas/Notes:

a Bron van pryse en vraggeld / Source of prices and freight rates : IGC (GMI), Geogalos Peanut World & Oilworld

2021/06/29

Termyn / Term	US\$/ton (VAB/FOB)	Vraggeld/Freight Rate:	US\$/bn
Sojabone/Soybeans: VSA/USA (Golf/Gulf)	Jul 2021	528.00 US Golf / Gulf	49.00
Sojabone/Soybeans: Argentinië/Argentina (Up River)	Jun 2021	504.00 Argentinië / Argentina	50.00
Sojabone/Soybeans: Brazilië/Brazil (Paranagua)	Jul 2021	518.00 Brazilië/Brazil (Santos)	41.00
Sonneblom/Sunflower: EU Frankryk/France (Bordeaux)	Jun 2021	600.00 EU (Rouen)	44.00
Sonneblom/Sunflower: Swart See/Black Sea	Jul 2021	695.00 Kanada/Canada (St Lawrence)	54.00
Canola: Kanada/Canada (Vancouver)	Aug 2021	707.00 Rusland / Russia (Novorossiysk)	54.00
Grondbone/Groundnuts: Argentinië/Argentina (Raw Runner 40/50)	Jul 2021	1400.00 Grondbone/Groundnuts (ARG)	80.00
Grondbone/Groundnuts: VSA/USA (Runners 40/50)	Jul 2021	1426.00	

b Vraggeld: bereken vir vragte van +/- 20 000 - 30 000t. / Freight rates: calculated for freights of +/- 20 000 - 30 000t

c Reserwebank / Reservebank

d Finansieringskoste: 30 000t @ KAV @ primakoers vir 30 dae. Bron/Source: SARB 7.00% 2020/07/24

Financing cost 30 000t @ CIF @ prime rate for 30 days.

e Aflaaiikoste / Discharging costs (R/ton):

	Sojabone/ Soybeans	Sonneblom/ Sunflower	Canola	Grondbone/ Groundnuts
Durban:	204.95	219.95	204.95	612.23

f Aflaaiikoste / Discharging fees:

Ingesluit: Kaaigelde, hantering, kaaitoesig, agente/dokumentasie, logistiek & opnames (inspeksie van skeepsvrag) /

Included: Wharfage, handling, wharf supervision, agent/documentation, logistic & survey (inspection of shipload).

Uitgesluit: Gesondheidsinspeksie-, skeepagentskapfooi, strooktoetsingsfooi vir GMO, opbergingskoste asook BTW en invoerbelasting /

Excluded: Health inspection fee, Ship agency fee, strip testing fees for GMO, storage costs as well as VAT and import duty.

N.B: Slegs 'n aanduiding, aangesien koste van opname beding kan word / N.B: Indication only, as cost of survey can be negotiated.

g Invoertarif / Import Tariff:

Sojabone/Soybeans = 8% op VAB / on FOB

Sonneblom/Sunflower = Vry / Free

Canola = 10% op VAB / on FOB

Grondbone/Groundnuts = 10% op VAB / on FOB

h Neem asb. kennis van die verandering in Spoornet se standaard spoorvrag op 1 April 2021, na R239.70. Geldig tot 30 Sep 2021, daarna 4.1% styging tot 31 Mrt 202.

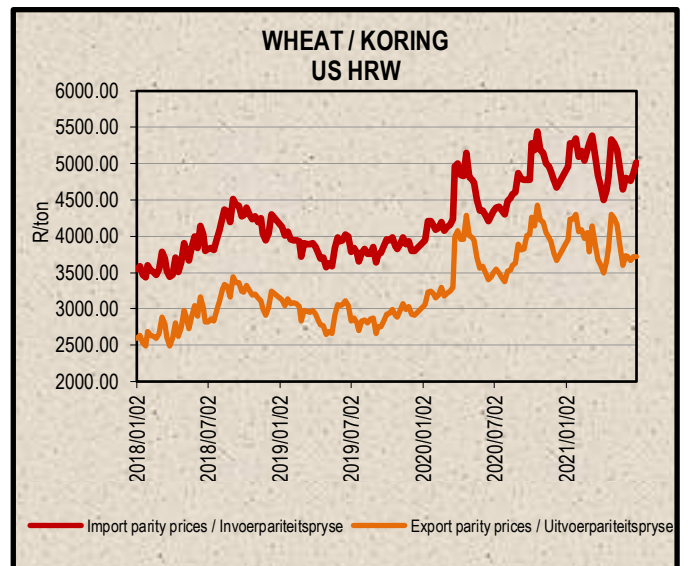
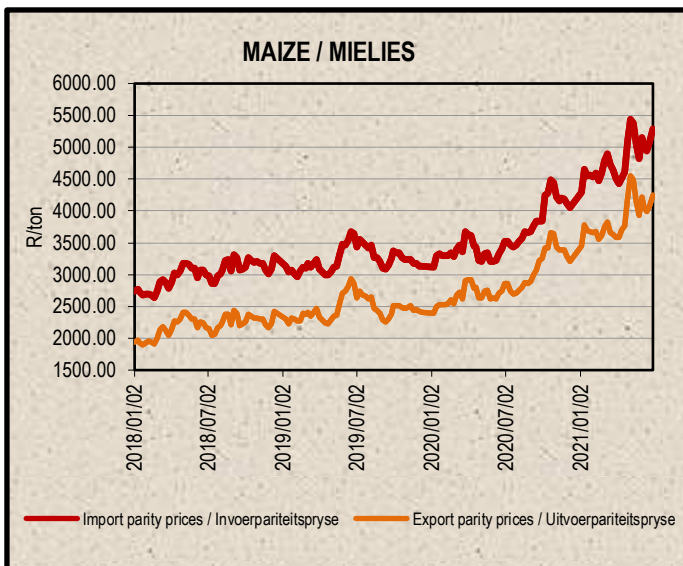
Please note the change on 1 April 2021 in Spoornet's standard railage cost to R239.70. Valid until 30 Sep 2021, thereafter a 4.1% increase until 31 Mar 2022.

i Kwotasies is k.a.v. pryse. VAB pryse dus berekende pryse (kav minus vraggeld) / Quotes are c.i.f. prices. FOB prices are therefore calculated prices (cif minus freight rates).

11. EXPORT PARITY PRICES (b)(c)

11. UITVOERPARITEITPRYSE (b)(c)

INDICATIVE EXPORT PARITY PRICES AS ON	2021/06/29				AANDUIDENDE UITVOERPARITEITSPRYSE SOOS OP
This is only an example of how an export parity price can be calculated - it can vary according to need	US No3Y Maize/ Mielies Gulf/Golf (b)	US HRW Wheat/Koring Gulf/Golf (b)	US DNS 14% Wheat/Koring PNW (b)	Argentine Raw Runner 40/50 Groundnuts/ Grondbone (f)	Hierdie is slegs 'n voorbeeld van hoe 'n uitvoerpariteitsprys bereken kan word - dit kan varieer volgens behoefte
	Jul 2021	Jul 2021	Jul 2021	Jul 2021	
FOB Gulf value (\$/t)	303.00	284.00	353.00	1400.00	VAB Golfwaarde (\$/t)
Difference in quality and locality of SA ¹ Maize: Plus US\$10 (\$/t) Groundnuts: Less 3,5% of fob value	\$10.00			96,5%	¹ Kwaliteits- en liggingsverskil van SA Mielies: Plus VSA\$10 (\$/t) Grondbone: Min 3,5% van vab waarde
SA fob price (\$/t)	313.00	284.00	353.00	1351.00	SA vab prys (\$/t)
Exchange rate (1\$=): (2021/06/29) ²	14.3303	14.3303	14.3303	14.3303	² Wisselkoers (1\$=): (2021/06/29)
FOB Gulf value (R/t)	4485.38	4069.81	5058.60	19360.24	VAB Golfwaarde (R/t)
Marketing costs:					Bemerkings koste:
Financing (Prime rate 7.00% - 30 days) (R/t)	25.81	23.42	29.10	111.39	Finansieringskoste (Primakoers 7.00% - 30 dae) (R/t)
Railage: ³ Randfontein – Durban harbour	239.70	239.70	239.70	-	³ Spoorvrag: Randfontein – Durbanhawe
Loading costs: (R/t) ⁴ Durban Harbour (Mainly spout method)	211.35	214.95	214.95	580.08	⁴ Oplaaikoste: (R/t) Durbanhawe (Hoofsaaklik tregter metode)
EXPORT REALISATION (R/t): Randfontein	4008.52	3591.74	4574.85	18668.77	UITVOER REALISASIE (R/t): Randfontein
<i>Difference in quality and locality of SA</i> <i>As from 14 June 2012, the discount/rebate will no longer be used to calculate</i> <i>Reserve Bank</i> <i>Railage costs:</i> <i>Loading costs, received from Mainport Africa Shipping:</i> <i>Included: Cargo dues, handling, wharf supervision, agency/documentation,</i>					<i>1</i> Kwaliteits- en liggingsverskil van SA <i>Vanaf 14 Junie 2012 sal die diskonto/premie nie meer gebruik word by die</i> <i>Reserwebank</i> <i>3</i> Spoorvrag koste: <i>Oplaaikoste, ontvang van Mainport Africa Shipping:</i> <i>4</i> Ingesluit: Kaagelde, hantering, kaaitoesig, agente/dokumentasie, logistiek &



12. WEATHER

For local weather, please follow the link below:

<https://www.accuweather.com/en/za/south-africa-weather>

12. WEER

Vir plaaslike weer, volg asseblief die onderstaande skakel:

<https://www.accuweather.com/en/za/south-africa-weather>

Sources / Bronne:

(a) = Safex; (b) = International Grains Council; (c) = SAGIS;

(d) = CBOT; (e) = KCBT; (f) = Oil World; (g) = Georgalos Peanut World.

* Formula according to ITAC (International Trade Administration Commission of South Africa)/
Formule volgens ITAC (International Trade Administration Commission of South Africa)

SAGIS

Nico Hawkins

General Manager / Hoofbestuurder

Indemnity/Vrywaring: Although everything has been done to ensure the accuracy of the information, neither SAGIS nor any of its directors or employees takes any responsibility for actions or losses that might occur as a result of the usage of this information. / Alhoewel alles gedoen is om te verseker dat die inligting korrek is, aanvaar nie SAGIS of enige van sy direkteure of werknemers verantwoordelikheid vir enige aksies of verliese as gevolg van die inligting wat gebruik is nie.