

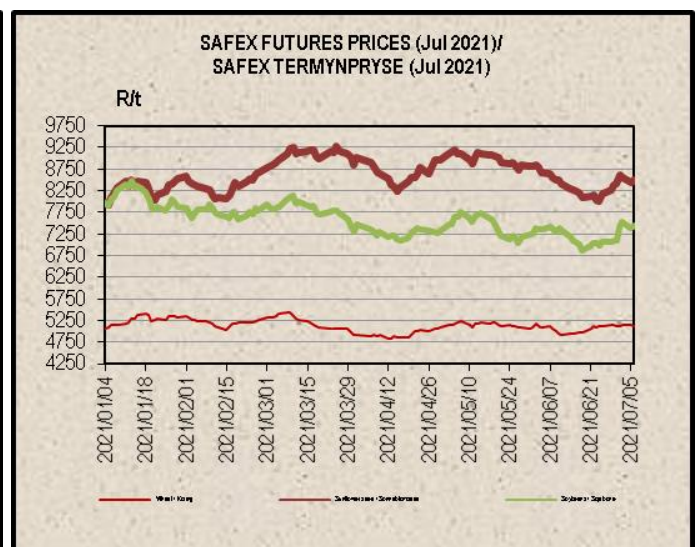
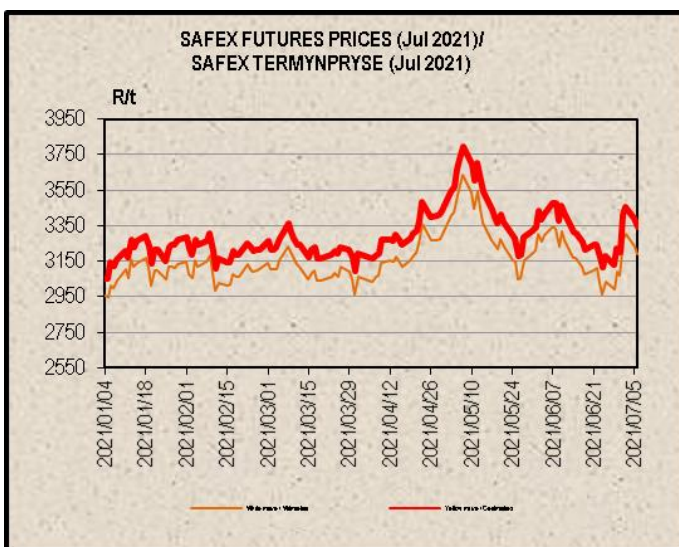
## SAGIS WEEKLY BULLETIN / SAGIS WEEKLIKSE BULLETIN

<b>1. PRODUCER DELIVERIES:</b>	<b>1. PRODUSENTELEWERINGS:</b>
<a href="http://www.sagis.org.za/weekly_prod_deliveries.html">http://www.sagis.org.za/weekly_prod_deliveries.html</a>	
<b>2. IMPORTS, EXPORTS &amp; MAIZE INTENTIONS:</b>	<b>2. INVOERE, UITVOERE &amp; MIELIE INTENSIES:</b>
<a href="http://www.sagis.org.za/weekly_imp-exp.html">http://www.sagis.org.za/weekly_imp-exp.html</a>	

### 3. DOMESTIC PRICES PER SAFEX (R/t)(a)

### 3. PLAASLIKE PRYSE VOLGENS SAFEX (R/t)(a)

Commodity	Future Prices / Termynpryse (2021/07/06) R/ton					Kommoditeit
	Jul-21	Sep-21	Dec-21	Mar-22	May-22	
White maize	3 192.00	3 250.00	3 327.00	3 344.00	3 291.00	Witmielies
Yellow maize	3 340.00	3 393.00	3 470.00	3 462.00	3 298.00	Geelmielies
Wheat	5 110.00	5 010.00	4 923.00	5 030.00	5 090.00	Koring
Sunflower	8 488.00	8 563.00	8 591.00	8 356.00	7 600.00	Sonneblom
Soybeans	7 441.00	7 532.00	7 630.00	7 580.00	7 300.00	Sojabone
Sorghum	3 800.00	4 195.00	n/a	n/a	n/a	Sorghum



**Directors/Direkteure:**

Boshoff JDW (Mr/Mnr), Briedenhann E (Dr) (Vice-Chairperson /Onder Voorsitter), Make BB (Mr/Mnr), Mohane HT (Mr/Mnr), Nebe AAA (Mr/Mnr), Ngejane Z (Mr/Mnr), Purchase JL (Dr) Chairperson/Voorsitter, Purnell M (Ms/Me) (Vice-Chairperson /Onder Voorsitter)

**Alternate Directors/Alternatiewe Direkteure:  
General Manager/Hoofbestuurder:**

Groothof WJ (Mr/Mnr), Penny GR (Mr/Mnr), Schoonwinkel BC (Mr/Mnr), Van der Merwe JM (Ms/Me), Hawkins NJ (Mr/Mnr)

4. IMPORT TARIFF ON MAIZE & WHEAT (b)(c)

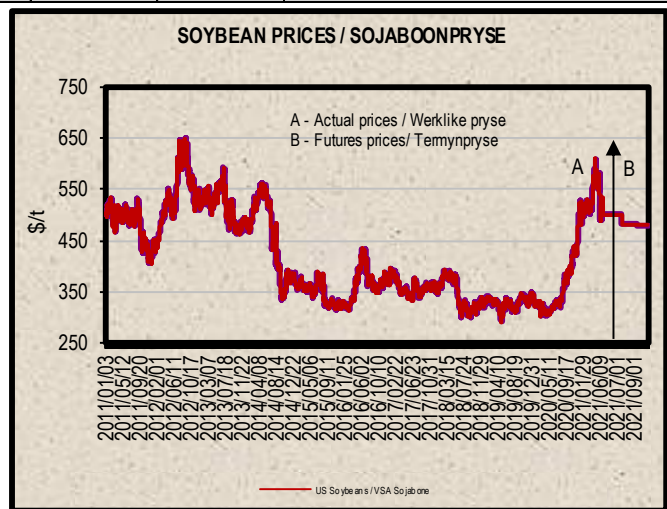
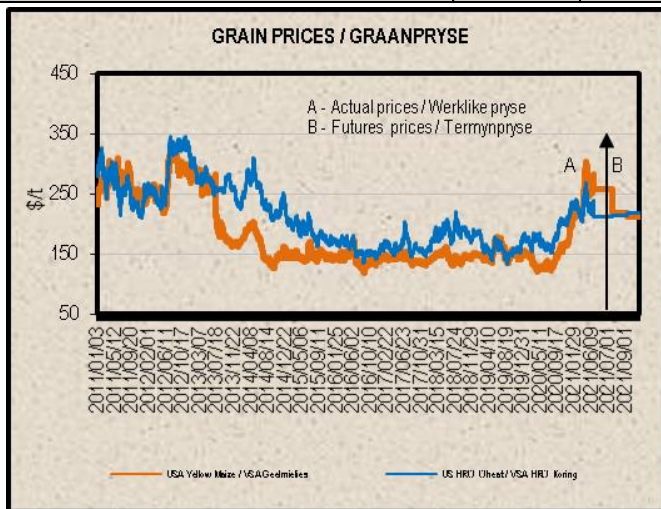
4. INVOERTARIEF OP MIELIES & KORING (b)(c)\*

[http://www.sagis.org.za/import\\_tariffs.html](http://www.sagis.org.za/import_tariffs.html)

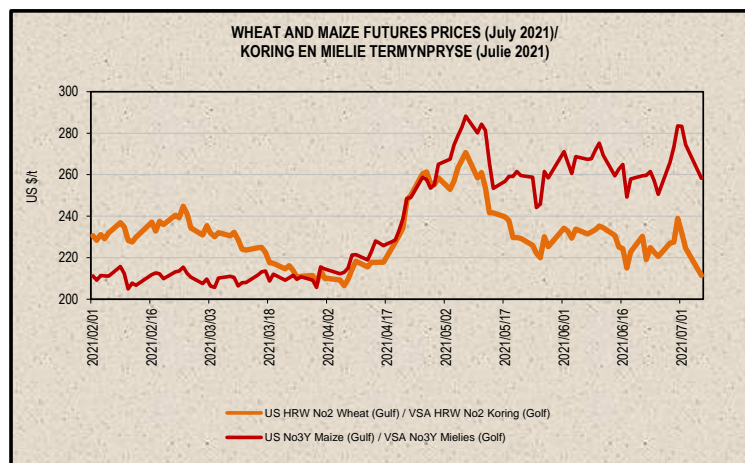
5. PRICES – INTERNATIONAL (US\$/t)

5. PRYSE - INTERNASIONAAL (VSA\$/t)

FOB (US\$/t)	Export Quotations/ Uitvoerkwotasie (b)(f)(g)				VAB (VSA\$/t)
	2021/07/06	2021/06/29	2021/06/22	2021/06/15	
US No 2 HRW Wheat (Gulf)	272.00	284.00	276.00	284.00	VSA No 2 HRW Koring (Golf)
US DNS Wheat 14% PNW	350.00	353.00	335.00	321.00	VSA DNS Koring 14% PNW
Argentine Wheat (Up River)	274.00	275.00	273.00	273.00	Argentynse Koring (Up River)
EC (France) Wheat (grade 1)	240.00	244.00	250.00	254.00	EU (Frankryk) Koring (graad 1)
EC (Germany) B Quality Wheat	242.00	245.00	250.00	253.00	EU (Duitsland) B Kwaliteit Koring
Russia Milling 12.5%	235.00	250.00	250.00	255.00	Swart See Maalkoring
US No 3Y Maize (Gulf)	289.00	303.00	291.00	297.00	VSA No3Y Mielies (Golf)
Argentine Maize (Up River)	224.00	240.00	238.00	250.00	Argentynse Mielies (Up River)
US Sorghum (Gulf)	357.00	397.00	384.00	387.00	VSA Sorghum (Golf)
Argentine Sorghum (Up River)	240.00	250.00	250.00	250.00	Argentynse Sorghum (Up River)
US Soybeans (Gulf)	530.00	528.00	542.00	569.00	VSA Sojabone (Gulf)
Argentine Soybeans (Up River)	506.00	504.00	505.00	522.00	Argentynse Sojabone (Up River)
Canadian Canola	683.00	707.00	653.00	675.00	Kanadese Canola
Argentine Groundnuts Runners 40/50	1400.00	1400.00	1390.00	1390.00	Argentynse Grondbone 40/50 Runners
US Groundnuts Runners 40/50 shelled	1425.00	1426.00	1403.00	1405.00	VSA Grondbone 40/50 Runners uitgedop
Australian Malting Barley (Commander Malt)	250.00	257.00	260.00	261.00	Australiese Moutgars (Commander Mout)



Futures prices (US\$/t) / Termynpryse (VSA\$/t) (d)(e) (2021/07/06)							
Commodity	Jul-21	Sep-21	Dec-21	Mar-22	May-22	Jul-22	Kommoditeit
US No3 Yellow maize	258.26	217.31	212.43	215.03	216.60	216.13	VSA No3 Geelmielies
US No2 HRW wheat	575.40	583.60	595.40	606.00	613.00	611.40	VSA No2 HRW koring
US Soybeans	501.04	482.30	n/a	474.43	472.16	471.13	VSA Sojabone





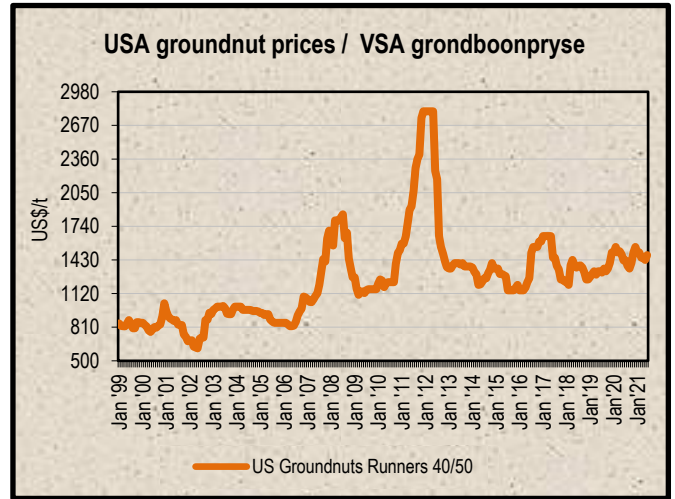
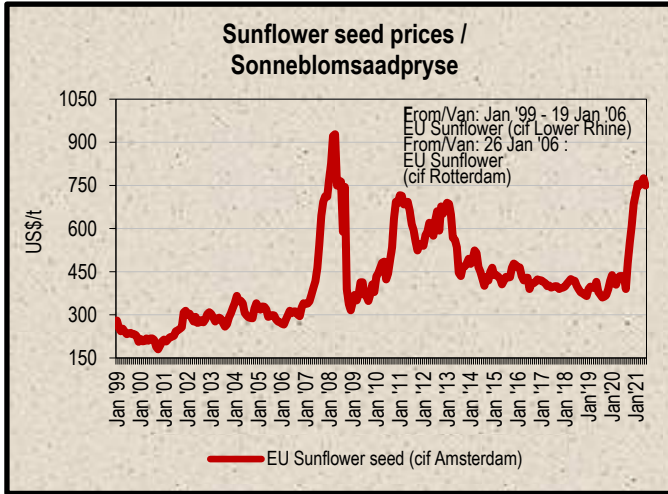
**6. LOWEST REPRESENTATIVE ASKING PRICES**  
(US\$/t)(f)(g)(Prices of previous week)

**6. LAAGSTE VERTEENWOORDIGENDE PRYSE GEVRA**  
(Pryse van vorige week)(VSA\$/t)(f)(g)

US\$/t	2021/07/01	2021/06/24	Change/ Verandering	VSA\$/t
Soybeans, USA, c.i.f. Rotterdam	575	575	0.0%	Sojabone, VSA, k.a.v. Rotterdam
Groundnuts, USA Runners 40/50*	1475	1475	0.0%	Grondbone, VSA Runners 40/50*
Groundnuts, Argentine Runners 40/50*	1480	1480	0.0%	Grondbone, Argentynse Runners 40/50*
Sunflower seed, EU c.i.f. Amsterdam	720	720	0.0%	Sonneblomsaad, EU k.a.v. Amsterdam
Sunflower seed, fob Black Sea	685	695	-1.4%	Sonneblomsaad, Swart See
Sunflower-oil, EU (fob) N.W. Europe	1275	1270	0.4%	Sonneblom-olie, EU (vab) N.W. Eur.
Rapeseed, Europe, 00, c.i.f. Hamburg	629	600	4.8%	Raapsaad, Europa, 00, k.a.v. Hamburg

\* Shelled, c.i.f. Rotterdam

\* Uitgedop k a v Rotterdam



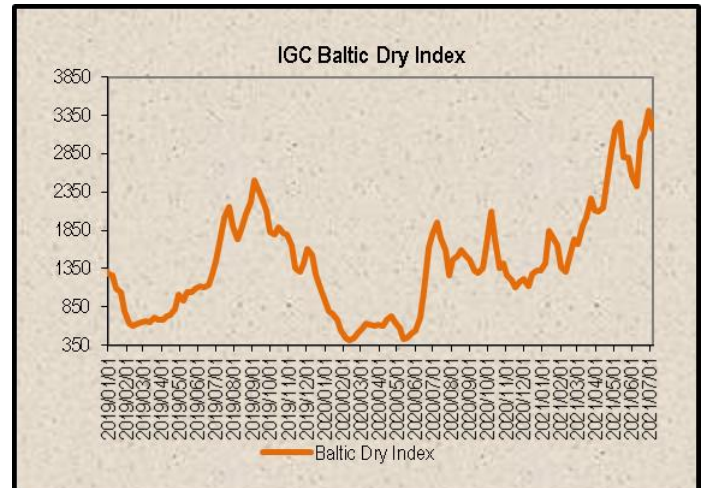
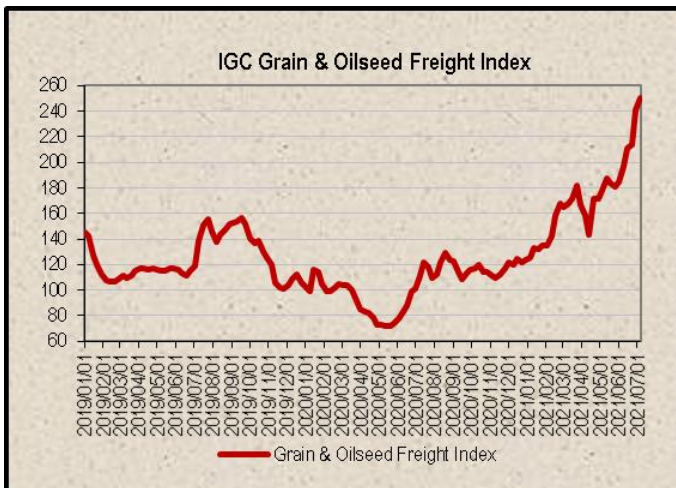
**7. IGC FREIGHT INDICES (b) \***

**7. IGC VRAG INDEKSE (b)\***

IGC FREIGHT INDICES / IGC VRAG INDEKSE							
	2021/06/01	2021/06/08	2021/06/15	2021/06/22	2021/06/29	2021/07/06	
Baltic Dry Index	2568	2420	3025	3119	3418	3179	Graan & Oliesade Vrag Indeks*
Grain & Oilseeds Freight Index*	185	197	211	214	241	250	Baltiese Droë Indeks

\* IGC's Grain & Oilseeds Freight Index (GOFI) - covers 68 routes. The first week of January 2013 is taken as the index base of 100.

\* IGC se Graan & Oliesade Vrag Indeks (GOVI) - verteenwoordig 68 roetes. Die eerste week van Januarie 2013 word gebruik as die indeks basis van 100.



8. IMPORT PARITY PRICES – SUMMER GRAINS (b)(c)

8. INVOERPARITEITPRYSE - SOMERGRANE (b)(c)

INVOERPARITEITPRYSE VAN SOMERGRANE (BTW UITGESLT) SOOS OP			2021/07/06		IMPORT PARITY PRICES OF SUMMER GRAINS (VAT EXCL) AS ON		
ITEM	Nota/ Note	Mielies/Maize	Mielies/Maize	Sorghum	Sorghum	Sorghum	ITEM
		VSA/ USA Golf/Gulf (no.3Y)	Argentynse/ Argentine Up River	VSA/ USA Golf/Gulf	Argentynse/ Argentine Up River	Australiese/ Australian Brisbane	
Internasionale VAB pryse	a	289.00	224.00	357.00	240.00	280.00	International FOB prices
Vruggeld	b	50.00	52.00	50.00	52.00	52.00	Freight Rates
Assuransie (0.3% van VAB)		0.87	0.67	1.07	0.72	0.84	Insurance (0.3% of FOB)
1 KOSTE, ASSURANSIE EN VRAG (KAV) \$/T <i>Omskakel na R/t</i>		339.87	276.67	408.07	292.72	332.84	1 COST, INSURANCE AND FREIGHT (CIF) \$/T <i>Converted to R/t</i>
R/\$ Wisselkoers op: 2021/07/06	c	14.2376	14.2376	14.2376	14.2376	14.2376	R/\$ Exchange rate on: 2021/07/06
2 KOSTE, ASSURANSIE EN VRAG (KAV) R/t		4838.93	3939.12	5809.94	4167.63	4738.84	2 COST, INSURANCE AND FREIGHT (CIF) R/t
Finansieringskoste	d	27.84	22.66	33.43	23.98	27.26	Financing cost
3 KOSTE, ASSURANSIE, VRAG EN FINANSIERING R/t		4866.77	3961.78	5843.37	4191.61	4766.10	3 COST, INSURANCE, FREIGHT AND FINANCING R/t
Aflaai-koste:	e, f						Discharging cost:
- Kaapstad		216.77	216.77	n/a	n/a	n/a	- Cape Town
- Durban		204.95	204.95	204.95	204.95	204.95	- Durban
Invoertarif	g	0.00	0.00	152.48	102.51	119.60	Import Tariff
4 VRY OP SPOOR (VOS) R/t							4 FREE ON RAIL (FOR) R/t
- Kaapstad		5083.54	4178.55	n/a	n/a	n/a	- Cape Town
- Durban		5071.72	4166.73	5995.85	4294.12	4885.70	- Durban
Spoorvragkoste	h						Railage cost
- Durban na Randfontein		239.70	239.70	239.70	239.70	239.70	- Durban to Randfontein
<b>5 GELEWER:</b> - Durban na Randfontein R/ton		<b>5311.42</b>	<b>4406.43</b>	<b>6235.55</b>	<b>4533.82</b>	<b>5125.40</b>	<b>5 DELIVERED:</b> - Durban to Randfontein R/ton

Notas/Notes:

a Bron van pryse en vruggeld : IGC GMI 2021/07/06  
Source of prices and freight rates: IGC GMI

Termyn / Term	US\$/bn (VAB/FOB)	Vruggeld/Freight Rate:	US\$/ton
Jul 2021	289.00	US Golf / Gulf	50.00
Jul 2021	224.00	Argentinië / Argentina	52.00
Jul 2021	357.00	Australië/Australia (Fremantle)	52.00
Aug 2021	240.00		
Aug 2021	280.00		

Mielies/Maize: VSA/USA (Golf/Gulf No.3Y)  
Mielies/Maize: Argentinië/Argentina (Up River)  
Sorghum: VSA/USA (Golf / Gulf/Milo)  
Sorghum: Argentinië/Argentina (Up River)  
Sorghum: Australië/Australia (Brisbane)

b Vruggeld: bereken vir vrage van +/- 20 000 - 30 000t / Freight rates: calculated for freights of +/- 20 000 - 30 000t

c Reserwebank / Reserve Bank

d Finansieringskoste: 30 000t @ KAV @ primakoers vir 30 dae. Bron/Source: SARB 7.00% 2020/07/24  
Financing cost: 30 000t @ CIF @ prime rate for 30 days.

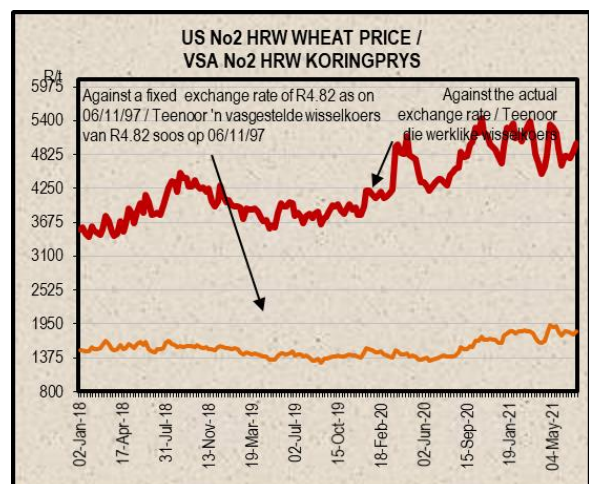
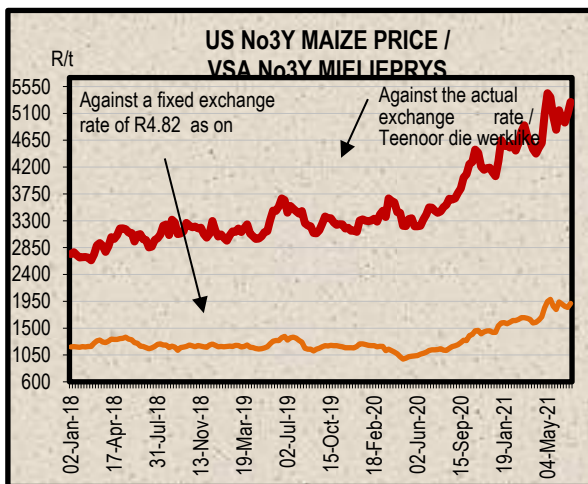
	Mielies/Maize:	Sorghum
Kaapstad / Cape Town:	216.77	n/a
Durban:	204.95	204.95

e Aflaai-koste / Discharging costs (R/ton):  
Bron / Source: Mainport Africa Shipping

f Ingesluit: Kaatgelde, hantering, kaaitbesig, agente/dokumentasie, logistiek & opnames (inspeksie van skeepsvrage) / Included: Wharfage, handling, wharf supervision, agent/documentation, logistic & survey (inspection of shipload).  
Uitgesluit: Gesondheidsinspeksie-, skeepsagentskapfooi, strookbetsingsfooi vir GMO, opbergingskoste asook BTW en invoerbelasting / Excluded: Health inspection fee, Ship agency fee, strip testing fees for GMO, storage costs as well as VAT and import duty.  
N.B: Slegs 'n aanduiding, aangesien koste van opname beding kan word / N.B: Indication only, as cost of survey can be negotiated.

g Invoertarif / Import Tariff.  
Mielies/Maize = Vry / Free  
Sorghum = 3% op VAB / on FOB

h Neem asb. kennis van die verandering in Spoornefs standaard spoorvrag op 1 April 2021, na R239.70. Geldig tot 30 Sep 2021, daarna 4.1% styging tot 31 Mrt 2022.  
Please note the change in Spoornefs standard railage cost on 1 April 2021 to R239.70. Valid until 30 Sep 2021, thereafter 4.1% increase until 31 Mar 2022.



9. IMPORT PARITY PRICES – WINTER CEREALS (b)(c)

9. INVOERPARITEITPRYSSE - WINTERGRANE (b)(c)

INVOERPARITEITPRYSSE VAN WINTERGRANE (BTW UITGESLT) SOOS OP			2021/07/06				IMPORT PARITY PRICES OF WINTER CEREALS (VAT EXCL) AS ON		
ITEM	Nota / Note	Koring/Wheat	Koring/Wheat	Koring/Wheat	Koring/Wheat	Koring/Wheat	Gars/Barley	ITEM	
		VSA/ USA Golf/Gulf HRW	VSA/ USA PNW DNS	Argentynse/ Argentine Up River Trigo Pan	EU Duitsland/ Germany Hamburg B kwaliteit/ quality	Russies/ Russian Black Sea 12.50%	Australiese/ Australian Adelaide Mout/Malting		
		\$/t	\$/t	\$/t	\$/t	\$/t	\$/t		
Internasionale VAB pryse	a	272.00	350.00	274.00	242.00	235.00	250.00	International FOB prices	
Vraggeld	b	50.00	50.00	52.00	45.00	55.00	53.00	Freight Rates	
Assuransie (0.3% van VAB)		0.82	1.05	0.82	0.73	0.71	0.75	Insurance (0.3% of FOB)	
1 KOSTE, ASSURANSIE EN VRAG (KAV) \$/T		322.82	401.05	326.82	287.73	290.71	303.75	1 COST, INSURANCE AND FREIGHT (CIF) \$/T	
<i>Omskakel na R/t</i>								<i>Converted to R/t</i>	
R/\$ Wisselkoers op: 2021/07/06	c	14.2376	14.2376	14.2376	14.2376	14.2376	14.2376	R/\$ Exchange rate on: 2021/07/06	
2 KOSTE, ASSURANSIE EN VRAG (KAV) R/t		R/t	R/t	R/t	R/t	R/t	R/t	2 COST, INSURANCE AND FREIGHT (CIF) R/t	
		4596.18	5709.99	4653.13	4096.58	4139.01	4324.67		
Finansieringskoste	d	26.44	32.85	26.77	23.57	23.81	24.88	Financing cost	
3 KOSTE, ASSURANSIE, VRAG EN FINANSIERING R/t		4622.62	5742.84	4679.90	4120.15	4162.82	4349.55	3 COST, INSURANCE, FREIGHT AND FINANCING R/t	
Aflaaikoste	e, f							Discharging cost	
3.1 Kaapstad (Hoofsaaklik kaaihykskraan metode)		216.77	216.77	216.77	216.77	216.77	216.77	3.1 Cape Town (Mainly shore cranes method)	
3.2 Durban (Hoofsaaklik suig-in-silo metode)		204.95	204.95	204.95	204.95	204.95	204.95	3.2 Durban (Mainly suction into silo method)	
Invoertarief	g	0.00	0.00	0.00	0.00	0.00	0.00	Import Tariff	
4 VRY OP SPOOR (VOS) R/t								4 FREE ON RAIL (FOR) R/t	
4.1 Kaapstadhawe		4839.39	5959.61	4896.67	4336.92	4379.59	4566.32	4.1 Cape Town Harbour	
4.2 Durbanhawe		4827.57	5947.79	4884.85	4325.10	4367.77	4554.50	4.2 Durban Harbour	
Spoorvragkoste	h							Railage cost	
- Kaapstad na Paarl		96.81	96.81	96.81	96.81	96.81	n/a	- Cape Town to Paarl	
- Durban na Randfontein		239.70	239.70	239.70	239.70	239.70	239.70	- Durban to Randfontein	
<b>5 GELEWER:</b>								<b>5 DELIVERED:</b>	
- Kaapstad na Paarl R/ton		<b>4936.20</b>	<b>6056.42</b>	<b>4993.48</b>	<b>4433.73</b>	<b>4476.40</b>	<b>n/a</b>	- Cape Town to Paarl R/ton	
- Durban na Randfontein R/ton		<b>5067.27</b>	<b>6187.49</b>	<b>5124.55</b>	<b>4564.80</b>	<b>4607.47</b>	<b>4794.20</b>	- Durban to Randfontein R/ton	

Notas/Notes: 2021/07/06

a Bron van pryse en vraggeld : IGC GMI  
Source of prices and freight rates: IGC GMI

Termyn / Term	VAB/FOB US\$/ton	Vraggeld / Freight Rate: US\$/ton	Gars/Barley = US\$ + 1
Koring/Wheat HRW No 2 (Hard Red Winter) Golf / Gulf	Jul 2021 272.00	VSA/USA (Golf / Gulf) 50.00	
Koring/Wheat DNS 14% No 2 (Dark Northern Spring) PNW	Jul 2021 350.00	Argentinië / Argentina (Upriver) 52.00	
Koring/Wheat Argentinië / Argentine (Up River) Trigo Pan	Jul 2021 274.00	EU (Rouen) 45.00	46.00
Koring/Wheat EU (Duitsland / Germany) B kwaliteit / quality	Aug 2021 242.00	Australië / Australia (Kwinana) 52.00	53.00
Koring/Wheat Russian Milling 12.5%	Jul 2021 235.00	Rusland/Russia (Novorossiysk) 55.00	
Gars/Barley: Australiese moutgars/Australian malting barley (Adelaide)	Aug 2021 250.00		

b Vraggeld: bereken vir vragte van +/- 20 000 - 30 000t. / Freight rates: calculated for freights of +/- 20 000 - 30 000t.

c Reserwebank / Reserve Bank

d Finansieringskoste: 30 000t @ KAV @ primakoers vir 30 dae. Bron/Source: SARB 7.00% 2020/07/24  
Financing cost: 30 000t @ CIF @ prime rate for 30 days.

e Aflaaikoste / Discharging cost (R/ton):  
Bron / Source: Mainport Africa Shipping

	Koring/Wheat:	Gars/Barley:
Kaapstad /	216.77	216.77
Durban:	204.95	204.95

f Ingesluit: Kaaigelde, hantering, kaaibesig, agente/dokumentasie, logistiek & opnames (inspeksie van skeepsvrag).  
Included: Wharfage, handling, wharf supervision, agent/documentation, logistic & survey (inspection of shipload).  
Uitgesluit: Gesondheidsinspeksie-, skeepagentskapfooi, strooktoetsingsfooi vir GMO, opbergingskoste asook BTW en invoerbelasting.  
Excluded: Health inspection fee, Ship agency fee, strip testing fees for GMO, storage costs as well as VAT and import duty.  
N.B: Slegs 'n aanduiding, aangesien koste van opname beding kan word / N.B: Indication only, as cost of survey can be negotiated.

g Invoertarief / Import Tariff:  
Koring/Wheat = Vry/Free  
Gars/Barley = Vry/Free

h Neem asb. kennis van verandering in Spoornet se standaard spoorvrag op 1 April 2021 soos volg:  
Kaapstad na Paarl R96.81 en Durban na Randfontein R239.70. Geldig tot 30 Sep 2021, daarna 4.1% styging tot 31 Mrt 2022.  
Please note the change on 1 April 2021, in Spoornet's standard railage cost as follows:  
Cape Town to Paarl R96.81 and Durban to Randfontein R239.70. Valid until 30 Sep 2021, thereafter 4.1% increase until 31 Mar 2022.

10. IMPORT PARITY PRICES – OIL SEEDS (b)(c)(f)(g)

10. INVOERPARITEITPRYSE - OLIESADE (b)(c)(f)(g)

INVOERPARITEITPRYSE VAN OLIESADE (BTW UITGESLT) SOOS OP											2021/07/06											IMPORT PARITY PRICES OF OIL SEEDS (VAT EXCL) AS ON										
ITEM	Nota/ Note	Sojabone/ Soybeans	Sojabone/ Soybeans	Sojabone/ Soybeans	Sonneblom/ Sunflower	Sonneblom/ Sunflower	Canola	Grondbone/ Groundnuts	Grondbone/ Groundnuts	ITEM																						
		VSA/ USA	Argentynse/ Argentine	Brazilië/ Brazil	EU Franse/ French	Swart See / Black Sea	Kanadese/ Canadian	Argentynse/ Argentine	VSA/ USA																							
		Golf/Gulf	Up River	Paranagua	Bordeaux		Vancouver	Raw Runners 40/50	Raw Runners 40/50																							
Internasionale VAB pryse	a	\$/t	\$/t	\$/t	\$/t		\$/t		\$/t	International FOB prices																						
Vraggeld	b	530.00	506.00	525.00	572.00	685.00	683.00	1400.00	1425.00	Freight Rates																						
Assuransie (0.3% van VAB)		50.00	52.00	44.00	45.00	55.00	55.00	80.00	50.00	Insurance (0.3% of FOB)																						
1 KOSTE, ASSURANSIE EN VRAG (KAV) \$/T		1.59	1.52	1.58	1.72	2.06	2.05	4.20	4.28	1 COST, INSURANCE AND FREIGHT (CIF) \$/T																						
Omskakel na R/t		581.59	559.52	570.58	618.72	742.06	740.05	1484.20	1479.28	Converted to R/t																						
R/\$ Wisselkoers op: 2021/07/06	c	14.2376	14.2376	14.2376	14.2376	14.2376	14.2376	14.2376	14.2376	R/\$ Exchange rate on: 2021/07/06																						
2 KOSTE, ASSURANSIE EN VRAG (KAV) R/t		R/t	R/t	R/t	R/t		R/t	R/t	R/t	2 COST, INSURANCE AND FREIGHT (CIF) R/t																						
		8280.45	7966.22	8123.69	8809.09	10565.15	10536.54	21131.45	21061.40																							
3 KOSTE, ASSURANSIE, VRAG EN FINANSIERING R/t	d									Financing cost																						
Finansieringskoste		47.64	45.83	46.74	50.68	60.79	60.62	121.58	121.18	3 COST, INSURANCE, FREIGHT AND FINANCING R/t																						
		8328.09	8012.05	8170.43	8859.77	10625.94	10597.16	21253.03	21182.58																							
4 VRY OP SPOOR (VOS) R/t Durban	e, f									Discharging cost Durban																						
Aflaakoste: Durban		204.95	204.95	204.95	219.95	219.95	204.95	612.23	612.23	Import Tariff:																						
Invoertarif:	g	603.67	576.34	597.98	0.00	0.00	972.43	1993.26	2028.86	4 FREE ON RAIL (FOR) R/t Durban																						
		9136.71	8793.34	8973.36	9079.72	10845.89	11774.54	23858.52	23823.67																							
5 GELEWER:	h									Railage cost																						
- Durban na Randfontein		239.70	239.70	239.70	239.70	239.70	239.70	-	-	- Durban to Randfontein																						
		9376.41	9033.04	9213.06	9319.42	11085.59	12014.24	-	-	5 DELIVERED:																						
										- Durban to Randfontein R/ton																						

Notas/Notes:

a Bron van pryse en vraggeld / Source of prices and freight rates : IGC (GMI), Geogalos Peanut World & Oilworld  
2021/07/06

Termyin / Term	US\$/ton (VAB/FOB)	Vraggeld/Freight Rate:	US\$/ton	
Sojabone/Soybeans: VSA/USA (Golf/Gulf)	Jul 2021	530.00	US Golf / Gulf	50.00
Sojabone/Soybeans: Argentinië/Argentina (Up River)	Jun 2021	506.00	Argentinië / Argentina	52.00
Sojabone/Soybeans: Brazilië/Brazil (Paranagua)	Jul 2021	525.00	Brazilië/Brazil (Santos)	44.00
Sonneblom/Sunflower: EU Frankryk/France (Bordeaux)	Jun 2021	572.00	EU (Rouen)	45.00
Sonneblom/Sunflower: Swart See/Black Sea	Jul 2021	685.00	Kanada/Canada (St Lawrence)	55.00
Canola: Kanada/Canada (Vancouver)	Aug 2021	683.00	Rusland / Russia (Novorossiysk)	55.00
Grondbone/Groundnuts: Argentinië/Argentina (Raw Runner 40/50)	Jul 2021	1400.00	Grondbone/Groundnuts (ARG)	80.00
Grondbone/Groundnuts: VSA/USA (Runners 40/50)	Jul 2021	1425.00		

b Vraggeld: bereken vir vragte van +/- 20 000 - 30 000t / Freight rates: calculated for freights of +/- 20 000 - 30 000t

c Reserwebank / Reservebank

d Finansieringskoste: 30 000t @ KAV @ primakoers vir 30 dae. Bron/Source: SARB 7.00% 2020/07/24  
Financing cost: 30 000t @ CIF @ prime rate for 30 days.

e Aflaakoste / Discharging costs (R/ton):

	Sojabone/ Soybeans	Sonneblom/ Sunflower	Canola	Grondbone/ Groundnuts
Durban:	204.95	219.95	204.95	612.23

f Aflaakoste / Discharging fees:  
Ingesluit: Kaai gelde, hantering, kaaibesig, agente/dokumentasie, logistiek & opnames (inspeksie van skeepsvrag) /  
Included: Wharfage, handling, wharf supervision, agent/documentation, logistic & survey (inspection of shipload).  
Uitgesluit: Gesondheidsinspeksie-, skeepsagentskapfooi, strooktoetsingsfooi vir GMO, opbergingskoste asook BTW en invoerbelasting /  
Excluded: Health inspection fee, Ship agency fee, strip testing fees for GMO, storage costs as well as VAT and import duty.  
N.B: Slegs 'n aanduiding, aangesien koste van opname beding kan word / N.B: Indication only, as cost of survey can be negotiated.

g Invoertarif / Import Tariff:  
Sojabone/Soybeans = 8% op VAB / on FOB  
Sonneblom/Sunflower = Vry / Free  
Canola = 10% op VAB / on FOB  
Grondbone/Groundnuts = 10% op VAB / on FOB

h Neem asb. kennis van die verandering in Spoorwet se standaard spoorvrag op 1 April 2021, na R239.70. Geldig tot 30 Sep 2021, daarna 4.1% styging tot 31 Mrt 202.  
Please note the change on 1 April 2021 in Spoorwet's standard railage cost to R239.70. Valid until 30 Sep 2021, thereafter a 4.1% increase until 31 Mar 202.

i Kwotasies is k.a.v. pryse. VAB pryse dus berekende pryse (kav minus vraggeld) / Quotes are c.i.f. prices. FOB prices are therefore calculated prices (cif minus freight rates).

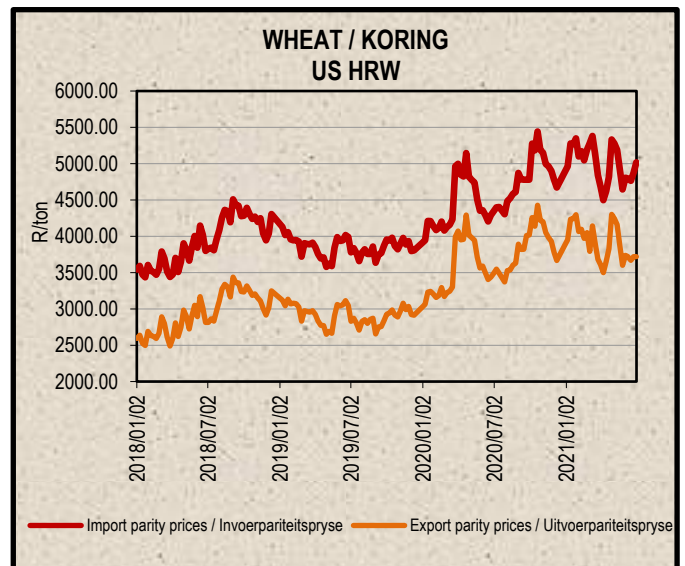
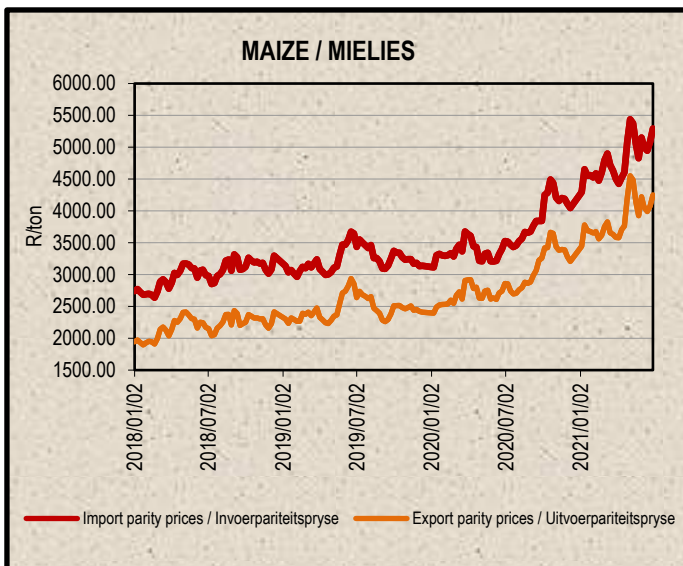
11. EXPORT PARITY PRICES (b)(c)

11. UITVOERPARITEITSPRyse (b)(c)

INDICATIVE EXPORT PARITY PRICES AS ON	2021/07/06				AANDUIDENDE UITVOERPARITEITSPRyse SOOS OP
	US No3Y Maize/ Mielies Gulf/Golf (b)	US HRW Wheat/Koring Gulf/Golf (b)	US DNS 14% Wheat/Koring PNW (b)	Argentine Raw Runner 40/50 Groundnuts/ Grondbone (f)	
This is <b>only an example</b> of how an export parity price can be calculated - it can vary according to need	Jul 2021	Jul 2021	Jul 2021	Jul 2021	Hierdie is <b>slegs 'n voorbeeld</b> van hoe 'n uitvoerpariteitsprys bereken kan word - dit kan varieer volgens behoefte
FOB Gulf value (\$/t)	289.00	272.00	350.00	1400.00	VAB Golfwaarde (\$/t)
Difference in quality and locality of SA <sup>1</sup>					<sup>1</sup> Kwaliteits- en liggingsverskil van SA
Maize: Plus US\$10 (\$/t)	\$10.00				Mielies: Plus VSA\$10 (\$/t)
Groundnuts: Less 3,5% of fob value				96,5%	Grondbone: Min 3,5% van vab waarde
SA fob price (\$/t)	299.00	272.00	350.00	1351.00	SA vab prys (\$/t)
Exchange rate (1\$=): (2021/07/06) <sup>2</sup>	14.2376	14.2376	14.2376	14.2376	<sup>2</sup> Wisselkoers (1\$=): (2021/07/06)
FOB Gulf value (R/t)	4257.04	3872.63	4983.16	19235.00	VAB Golfwaarde (R/t)
<b>Marketing costs:</b>					<b>Bemarkings koste:</b>
Financing (Prime rate 7.00% - 30 days) (R/t)	24.49	22.28	28.67	110.67	Finansieringskoste (Primakoers 7.00% - 30 dae) (R/t)
Railage: <sup>3</sup>					<sup>3</sup> Spoorvrag:
Randfontein – Durban harbour	239.70	239.70	239.70	-	Randfontein – Durbanhawe
Loading costs: (R/t) <sup>4</sup>					<sup>4</sup> Oplaaikoste: (R/t)
Durban Harbour (Mainly spout method)	211.35	214.95	214.95	580.08	Durbanhawe (Hoofsaaklik regter metode)
<b>EXPORT REALISATION (R/t):</b>					<b>UITVOER REALISASIE (R/t):</b>
<b>Randfontein</b>	<b>3781.50</b>	<b>3395.70</b>	<b>4499.84</b>	<b>18544.25</b>	<b>Randfontein</b>

Difference in quality and locality of SA  
As from 14 June 2012, the discount/rebate will no longer be used to calculate Reserve Bank  
Railage costs:  
Loading costs, received from Mainport Africa Shipping:  
Included: Cargo dues, handling, wharf supervision, agency/documentation,

1 Kwaliteits- en liggingsverskil van SA  
Vanaf 14 Junie 2012 sal die diskonto/premie nie meer gebruik word by die Reserwebank  
3 Spoorvrag koste:  
Oplaaikoste, ontvang van Mainport Africa Shipping:  
Ingesluit: Kaagelde, hantering, kaaitoetsig, agente/dokumentasie, logistiek &



## 12. WEATHER

For local weather, please follow the link below:

<https://www.accuweather.com/en/za/south-africa-weather>

## 12. WEER

Vir plaaslike weer, volg asseblief die onderstaande skakel:

<https://www.accuweather.com/en/za/south-africa-weather>

### **Sources / Bronne:**

(a) = Safex; (b) = International Grains Council; (c) = SAGIS;

(d) = CBOT; (e) = KCBT; (f) = Oil World; (g) = Georgalos Peanut World.

\* Formula according to ITAC (International Trade Administration Commission of South Africa)/  
Formule volgens ITAC (International Trade Administration Commission of South Africa)

SAGIS

Nico Hawkins

General Manager / Hoofbestuurder

**Indemnity/Vrywaring:** Although everything has been done to ensure the accuracy of the information, neither SAGIS nor any of its directors or employees takes any responsibility for actions or losses that might occur as a result of the usage of this information. / Alhoewel alles gedoen is om te verseker dat die inligting korrek is, aanvaar nie SAGIS of enige van sy direkteure of werknemers verantwoordelikheid vir enige aksies of verliese as gevolg van die inligting wat gebruik is nie.