



Fresh produce market trends

Retail and Business Banking



Over supply, lowered prices and sluggish mid-month demand

The mid-month demand on cabbage has dropped slightly, whilst supply has remained firm. Market stakeholders note that this could be a symptom of high rainfall early in the year. Small cabbages sold between R20 to R30 per bag. The large superior quality cabbages sold at an average of R40 per bag. Loose cabbages sold between R8 and R10, with smaller ones selling between R5 and R6. Northern market stakeholders have reported that some farmers are selling their fresh produce directly to the consumer as pricing is currently not strong, and is a financial saving for the farmer on transport and overall market fees. Second grade broken carrots sold between R10 to R15 per 10 kg, with good quality carrots being sold between R25 to R30 per 10 kg. Carrot prices in the Cape are selling between R4 to R6 per kg, compared to the Gauteng markets which are selling for under R3 per kg. Cabbage and carrots are currently being sourced in Brits and Bapsfontein. The potato market demand was fair. Onions are under slight pressure as the demand is not strong. Potatoes sold at an average of R50 per bag, and onions sold between R25 to R35 per 10kg bag. The tomato mid-month demand was quiet, with strong volumes available and good quality being received. Tomatoes sold between R4 to R8 per kg, with cocktail tomatoes being sold between R40 to R60 per kg.

Retail and Business Banking
AgriBusiness
16 August 2021

Abrie Rautenbach
+27 11 350 3327
Abrie.Rautenbach@absa.africa

Olga de Freitas
+27 11 846 1569
Olga.defreitas@absa.co.za

<https://www.absa.co.za/business/sector-solutions/agribusiness/agri-smart-insights/>

Accessor

Fresh Produce Market Report

Cabbage: Market Trends

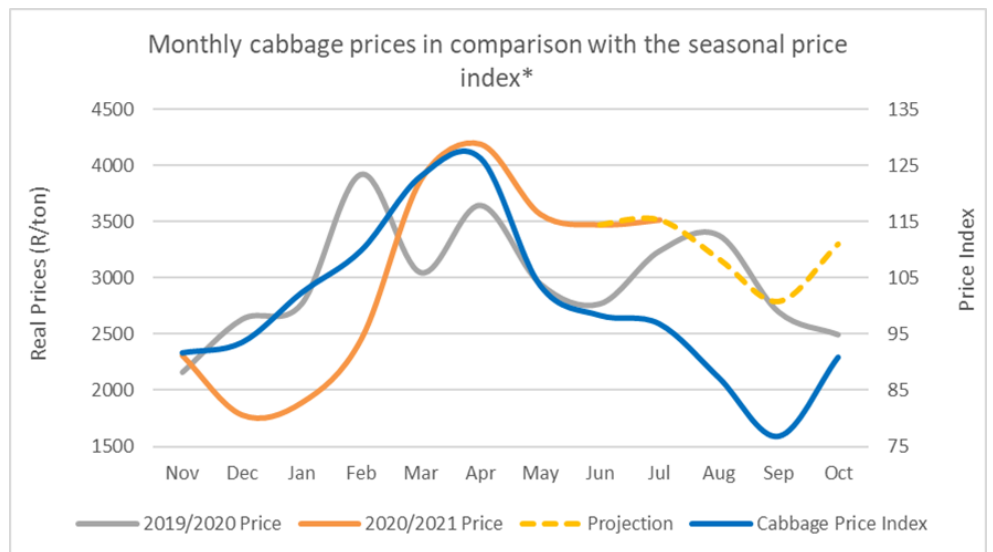
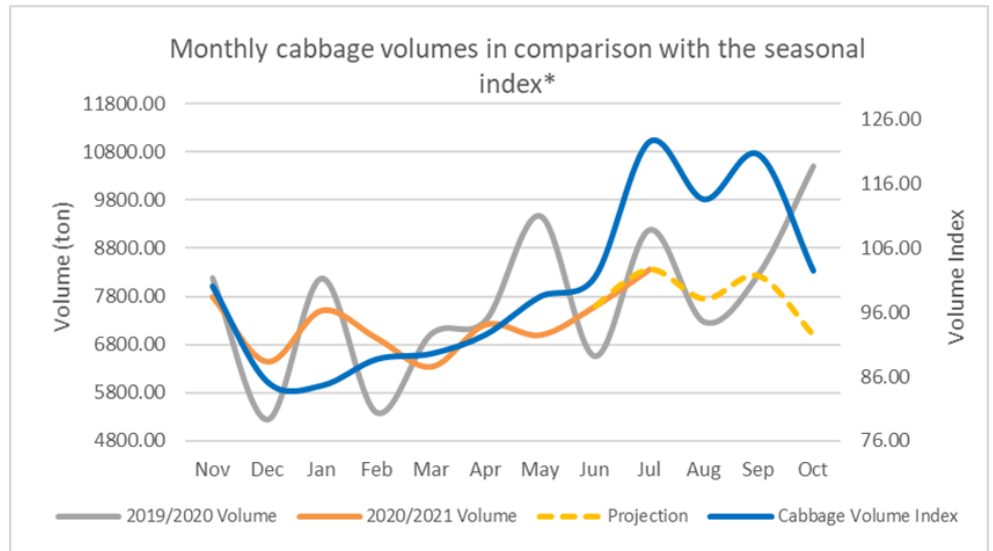
The cabbage volumes dropped by 12.1% this week, compared to the slight increase of 2% the previous week. The month-on-month volume this week increased strongly by 29%, against the previous weeks increase of 4.3%. The price this week decreased by 4.5% in comparison to the previous weeks increase of 9.7%. The year-on-year price decreased by 37.8% compared to the previous weeks year on year price drop of 40%.

Local Market

Weekly Cabbage Volumes and Prices

	Volume (ton)	Price (R/ton)
Week ended 13 August	1,860	R2,125
w/w	-12.1%	-4.5%
m/m	28.9%	9.2%
y/y	10.6%	-37.8%

Outlook



*Jan 2000 - Aug 2021

Carrot: Market Trends

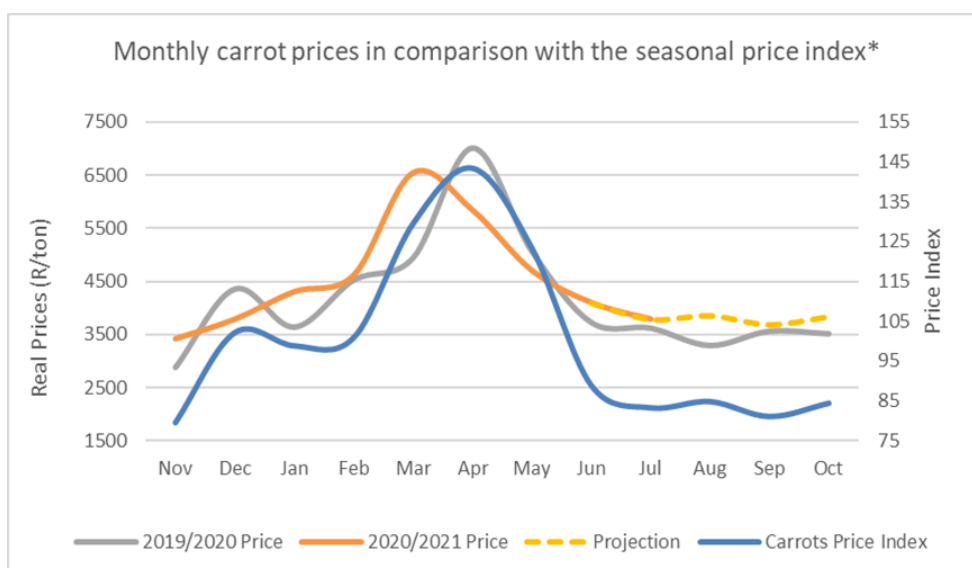
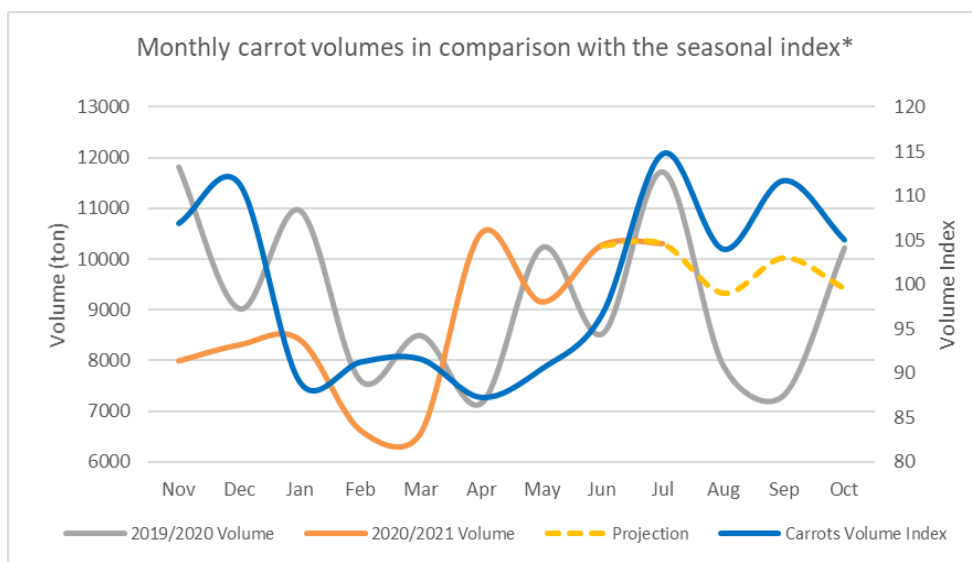
The carrot volumes this week decreased by 25% compared to the previous weeks increase of 6.1%. The month-on-month volume increased by 14.8% this week in comparison to the previous weeks increase of 6.1%. The price this week dropped very slightly by 0.5% against the previous weeks decrease of 9.5%. The month-on-month price this week decreased by 18.8% compared to the previous weeks drop of 10.7%.

Local Market

Weekly Carrot Volumes and Prices

	Volume (ton)	Price (R/ton)
Week ended 13 August	2,070	R2,763
w/w	-24.9%	-0.5%
m/m	14.8%	-18.8%
y/y	10.5%	-11.0%

Outlook



*Jan 2000 - Aug 2021

Onion: Market Trends

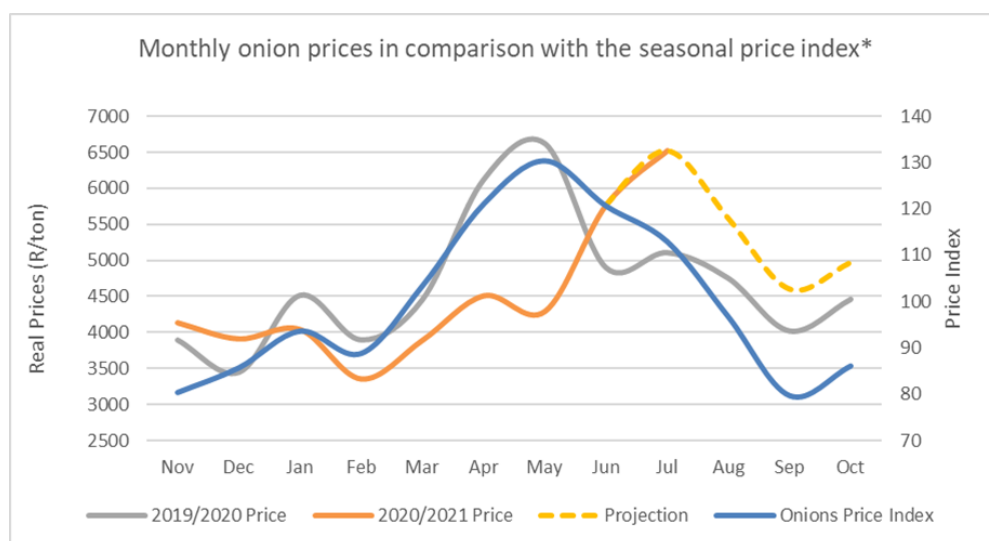
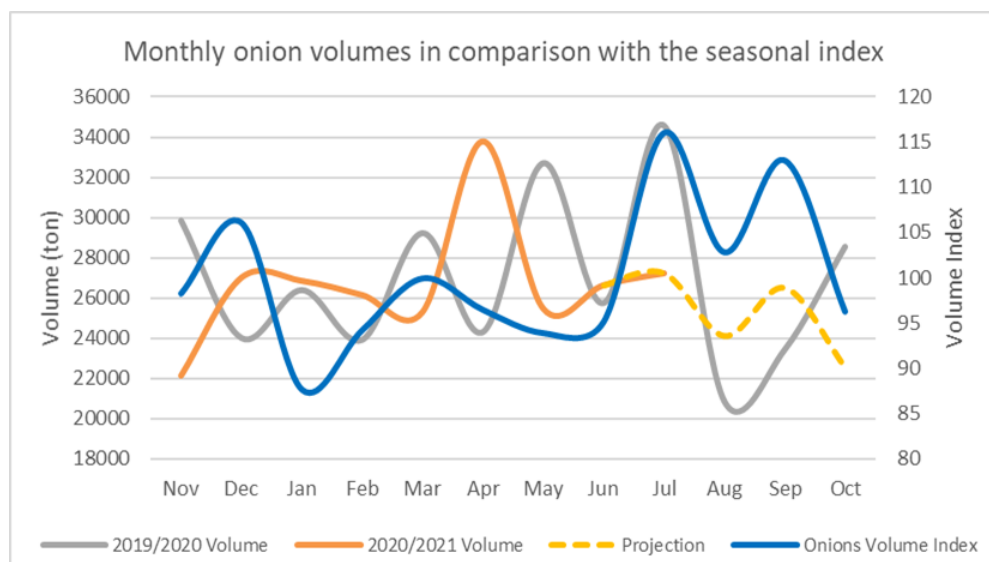
This week's onion volumes decreased strongly by 33.7% against the previous weeks increase of 17.7%. This week's month on month volume increased very slightly by 0.2% compared to the previous weeks decrease of 3.1%. The price this week dropped by 8% in comparison to the previous weeks decrease of 3%. This week's month on month price dropped by 9.3% against the previous weeks decrease of 3.3%

Local Market

Weekly Onion Volumes and Prices

	Volume (ton)	Price (/ton)
Week ended 13 August	5,066	R3,491
w/w	-33.7%	-8.0%
m/m	0.2%	-9.3%
y/y	-9.4%	-26.3%

Outlook



*Jan 2000 - Aug 2021

Potato: Market Trends

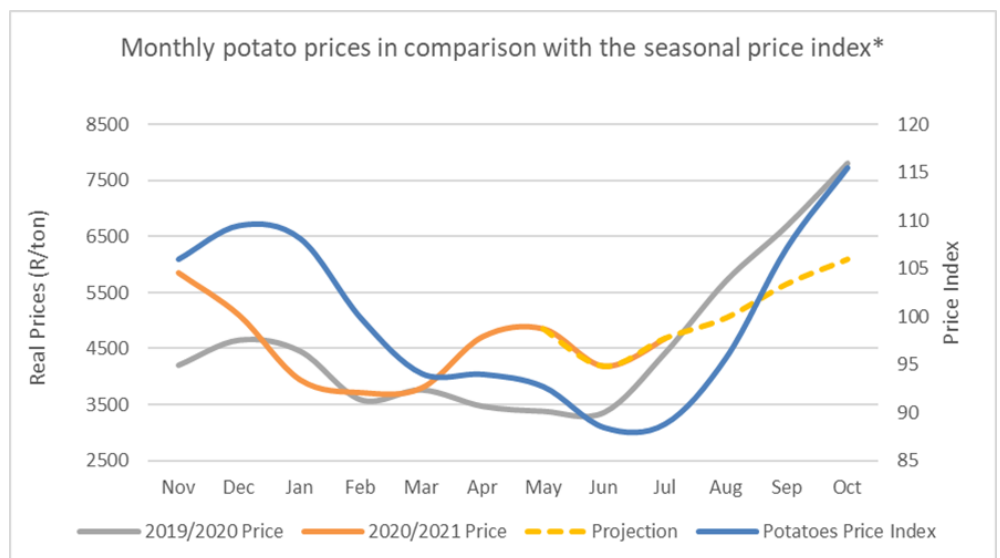
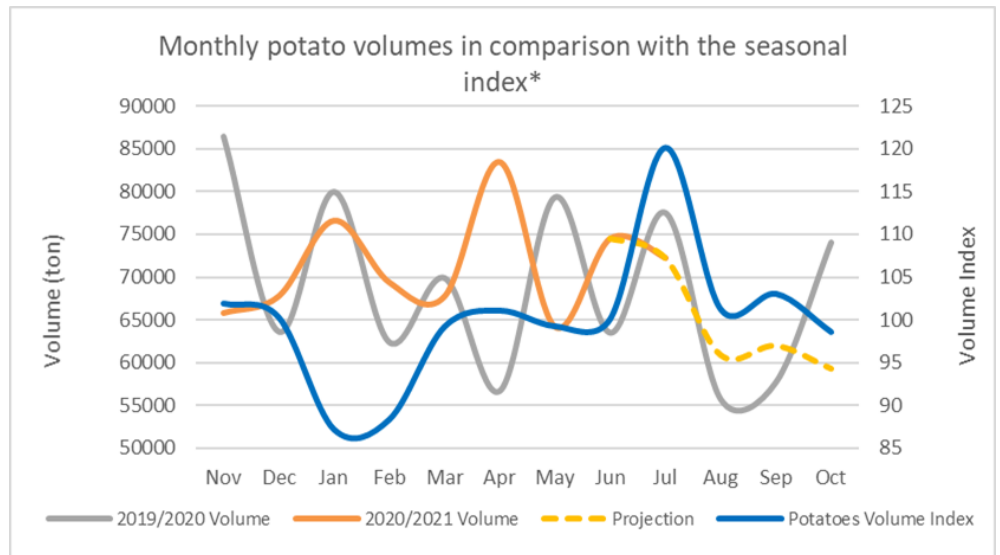
This week's volumes decreased by 25% against the previous weeks increase of 14%. The month-on-month volume this week increased by 22.7% compared to the previous weeks increase of 6.3%. The price this week dropped very slightly by 0.1% in comparison to the previous weeks decrease of -3.1%. The month-on-month price this week decreased by 5.2% against the previous weeks slight decrease of 0.8%.

Local Market

Weekly Potato Volumes and Prices

	Volume (ton)	Price (R/ton)
Week ended 13 August	13,152	R5,279
w/w	-24.9%	-0.1%
m/m	22.7%	-5.2%
y/y	-1.5%	-6.0%

Outlook



*Jan 2000 - Aug 2021

Tomato: Market Trends

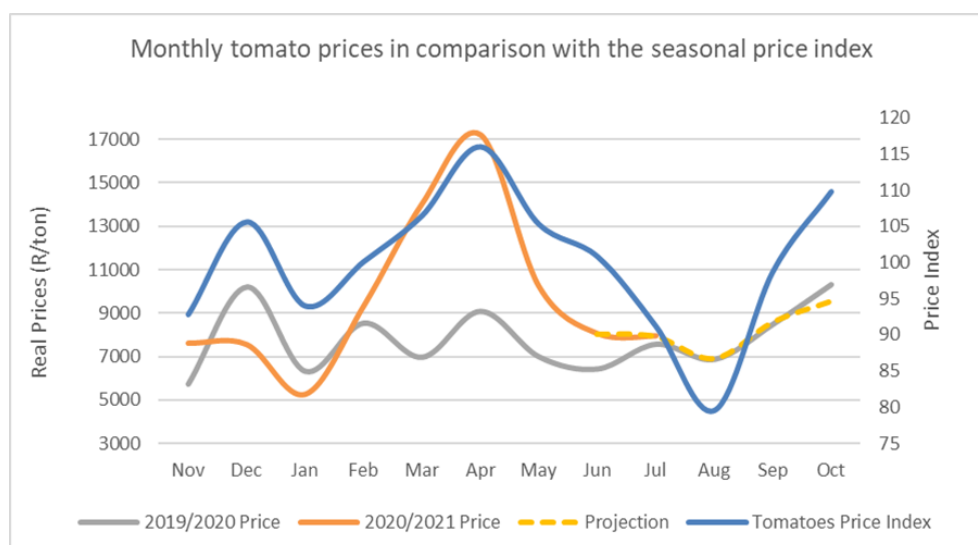
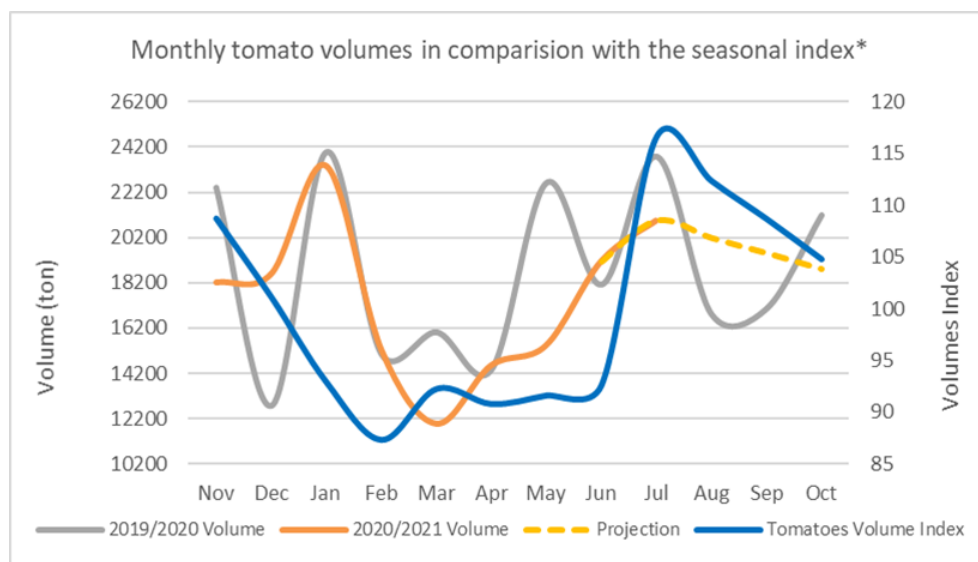
The tomato volume this week increased by 3.1% compared to the previous weeks increase of 11.1%. This week's month on month volume decreased by 11% against the previous weeks decrease of 7.4%. The price this week dropped by 26.2% in comparison to the previous weeks increase of 20.1%. The month-on-month price this week increased strongly by 40% compared to the previous weeks increase of 28.6%.

Local Market

Weekly Tomato Volumes and Prices

	Volume (ton)	Price (R/ton)
Week ended 13 August	4,611	R5,992
w/w	3.1%	-26.2%
m/m	-10.9%	39.9%
y/y	4.6%	-20.1%

Outlook



*Jan 2000 - Aug 2021