



# Fresh produce market trends

Retail and Business Banking



## Low mid-month demand with quality remaining superior

There is currently an oversupply of cabbage and carrots on the market. Loose cabbage sold at R5 per head, while a bag of cabbage sold between R40 and R45. Good grade carrots sold at R20 for a 10kg, whilst broken carrots sold between R7 and R9 per 10 kg. Quality remains good on both vegetables with Lesotho making short-term purchases due to their sprouting season. Onions sold at an average of R3.50 and are now predominantly being sourced from Limpopo. The year-on-year onion volumes saw a strong 68% increase this week. Potatoes sold at an average of R5 per kg and R52 for a 10kg and are being sourced from the Free State, Northern province and Northern Cape with a supply remaining firm. Strong tomato volumes of good quality were marketed over the past week which resulted in a further price drop. Tomatoes sold at an average of R6 per kg. As expected, mid-month demand was not strong, but market stakeholders note that market activity was not as weak as in previous months. This suggests that demand is benefiting from the weaker Covid restrictions implemented in July.

Retail and Business Banking  
AgriBusiness  
23 August 2021

**Abrie Rautenbach**  
+27 11 350 3327  
Abrie.Rautenbach@absa.africa

**Olga de Freitas**  
+27 11 846 1569  
Olga.defreitas@absa.co.za

<https://www.absa.co.za/business/sector-solutions/agribusiness/agri-smart-insights/>

Accessor

# Fresh Produce Market Report

## Cabbage: Market Trends

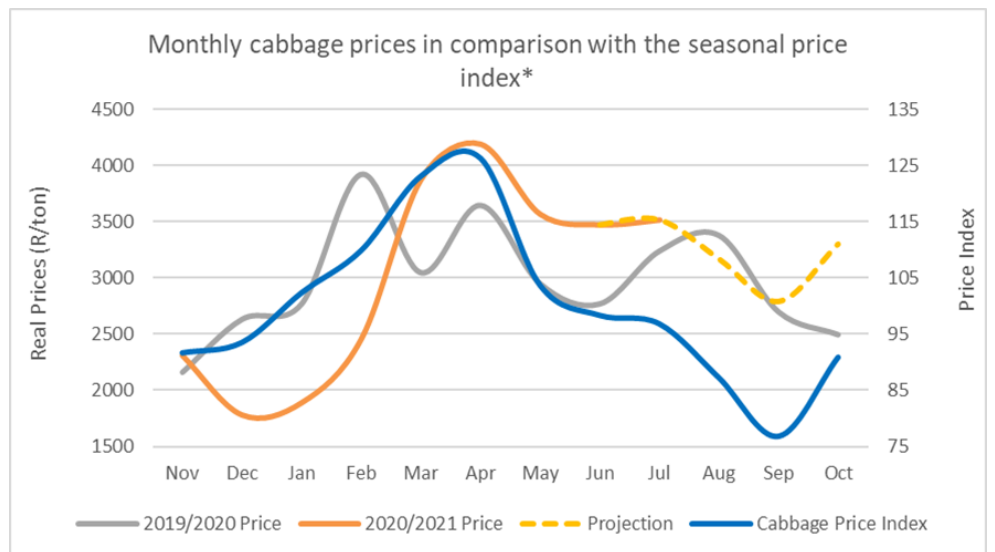
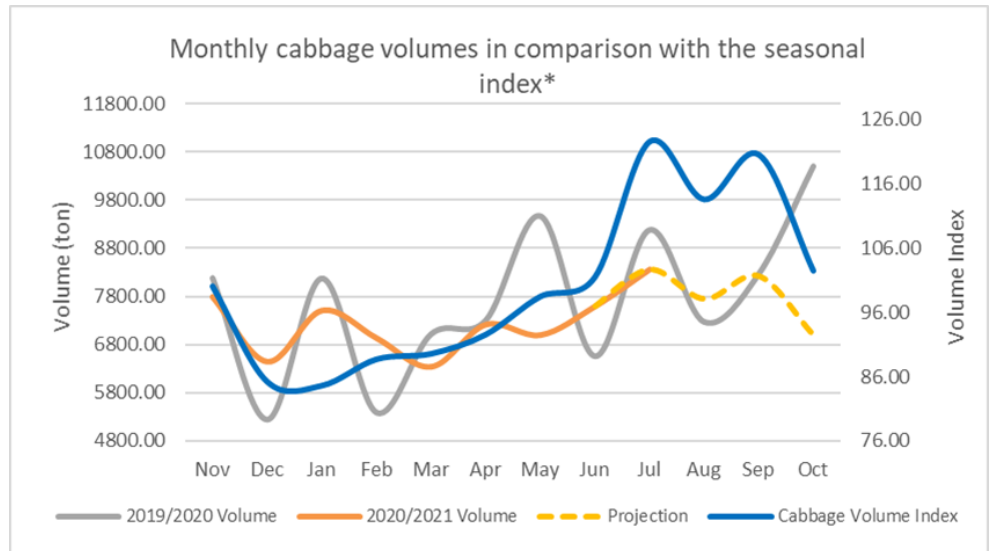
The cabbage volume this week increased by 6.8% compared to the previous weeks decrease of 12.1%. The month-on-month volume this week decreased by 8.4% in comparison to the previous weeks increase of 29%. The price this week decreased by 10.5% against the previous weeks decrease of 4.5%. The month-on-month price this week decreased by 8% compared to the previous weeks increase of 9.2%.

### Local Market

#### Weekly Cabbage Volumes and Prices

	Volume (ton)	Price (R/ton)
Week ended 20 August	1,986	R1,902
w/w	6.8%	-10.5%
m/m	-8.4%	-7.9%
y/y	13.0%	-37.0%

### Outlook



\*Jan 2000 - Aug 2021

## Carrot: Market Trends

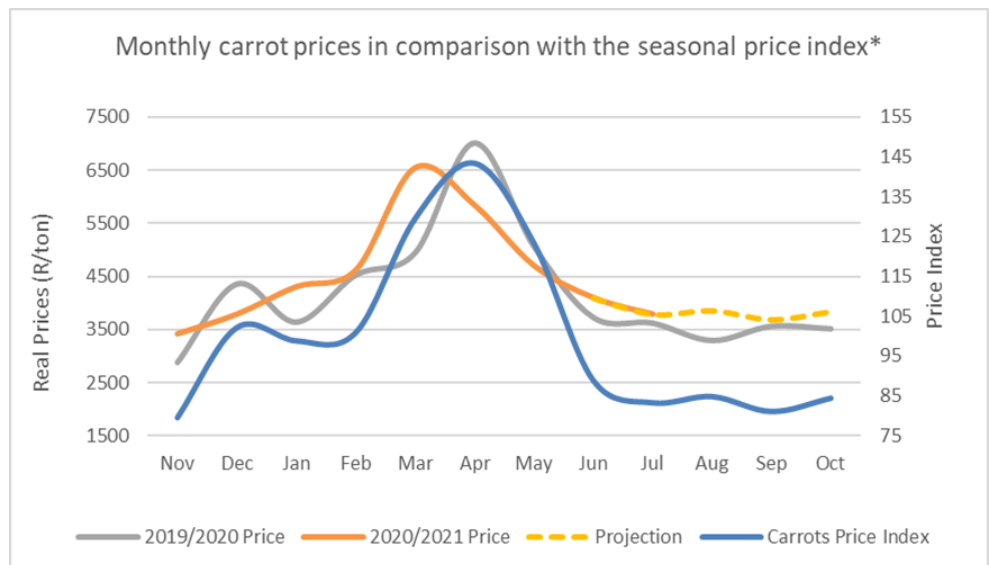
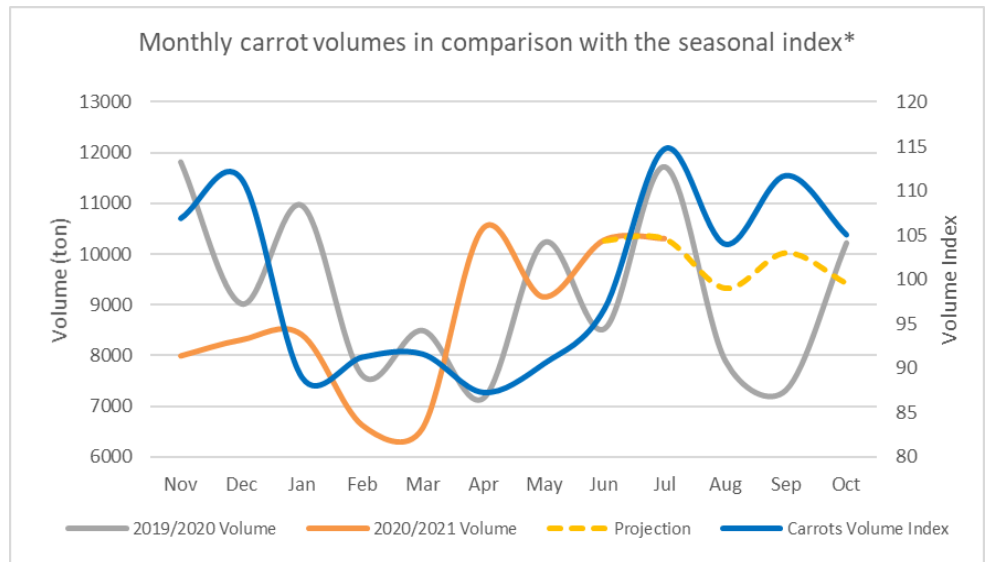
The carrot volume this week increased by 5.6%, compared to the previous weeks decrease of 25%. The month-on-month volume this week decreased by 10.2% against the previous weeks increase of 14.8%. The price this week decreased by 12.6% in comparison to the previous weeks slight decrease of 0.5%. The month-on-month price this week dropped by 31.2% compared to the previous weeks decrease of 18.8%.

### Local Market

#### Weekly Carrot Volumes and Prices

	Volume (ton)	Price (R/ton)
Week ended 20 August	2,186	R2,414
w/w	5.6%	-12.6%
m/m	-10.2%	-31.2%
y/y	15.3%	-25.1%

### Outlook



\*Jan 2000 - Aug 2021

## Onion: Market Trends

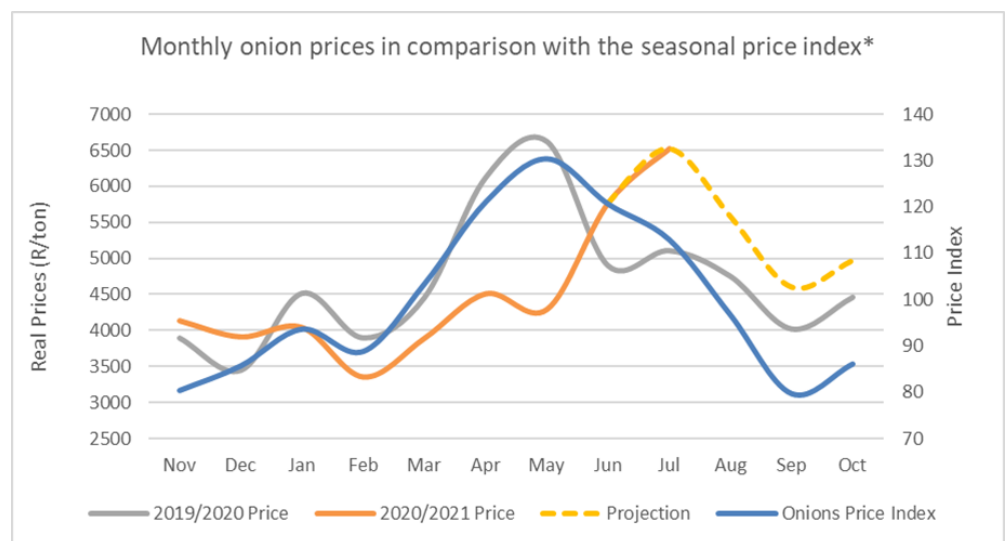
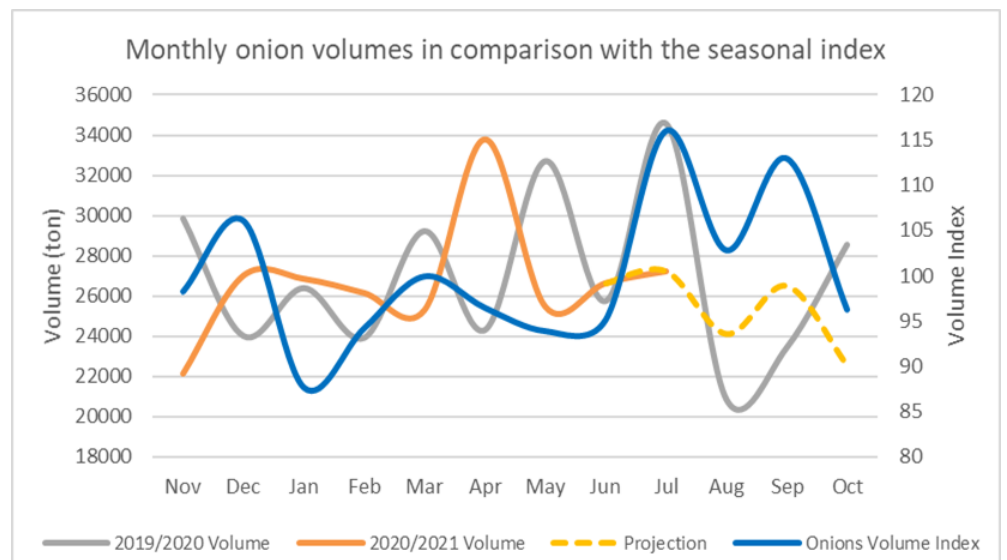
The onion volumes this week increased by 11.3% against the previous weeks strong decrease of 33.7%. The month-on-month volume this week decreased by 23.5% compared to the previous weeks very slight increase of 0.2%. The price this week decreased by 7% in comparison to the previous weeks drop of 8%. The month-on-month price this week decreased by 22% compared to the previous weeks decrease of 9.3%.

### Local Market

#### Weekly Onion Volumes and Prices

	Volume (ton)	Price (/ton)
Week ended 20 August	5,638	R3,245
w/w	11.3%	-7.0%
m/m	-23.5%	-22.0%
y/y	68.1%	-32.3%

### Outlook



\*Jan 2000 - Aug 2021

## Potato: Market Trends

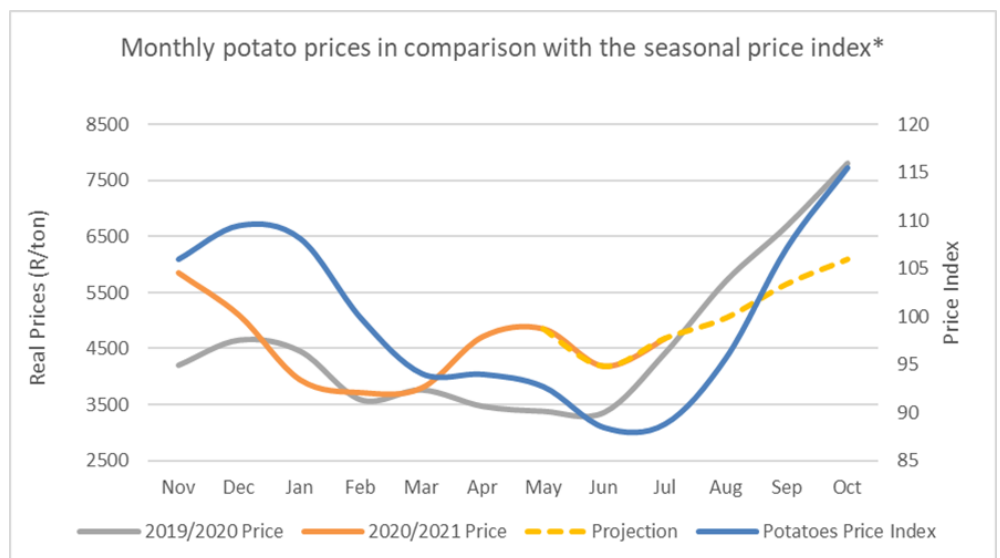
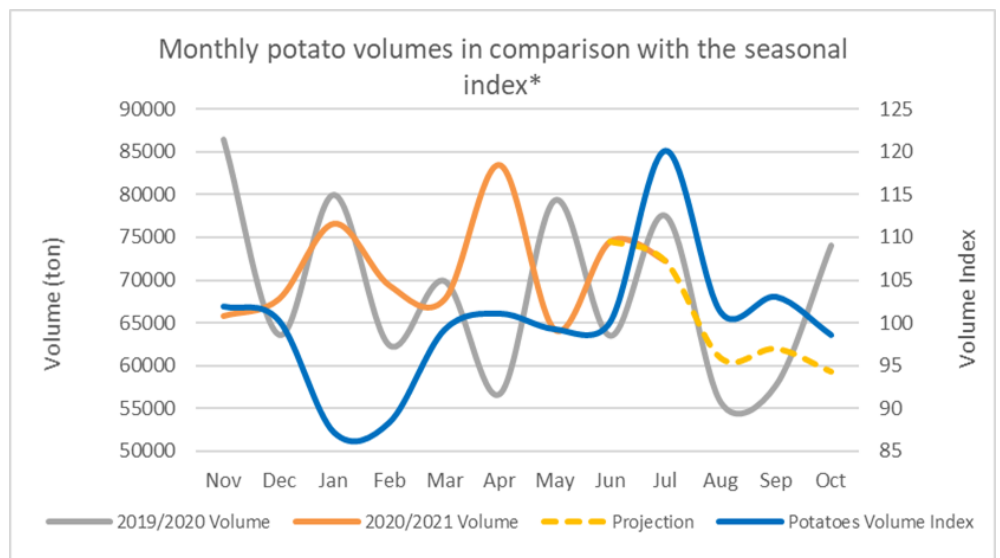
The potato volumes this week decreased by 2.2% compared to the previous weeks decrease of 25%. The month-on-month volume this week decreased by 4.3% against the previous weeks increase of 22.7%. The price this week increased very slightly by 1% compared to the previous weeks very slight decrease of 0.1%. The month-on-month price this week decreased by 15.4% compared to the previous weeks decrease of 5.2%.

### Local Market

#### Weekly Potato Volumes and Prices

	Volume (ton)	Price (R/ton)
Week ended 20 August	12,862	R5,332
w/w	-2.2%	1.0%
m/m	-4.3%	-15.4%
y/y	10.7%	-8.0%

### Outlook



\*Jan 2000 - Aug 2021

## Tomato: Market Trends

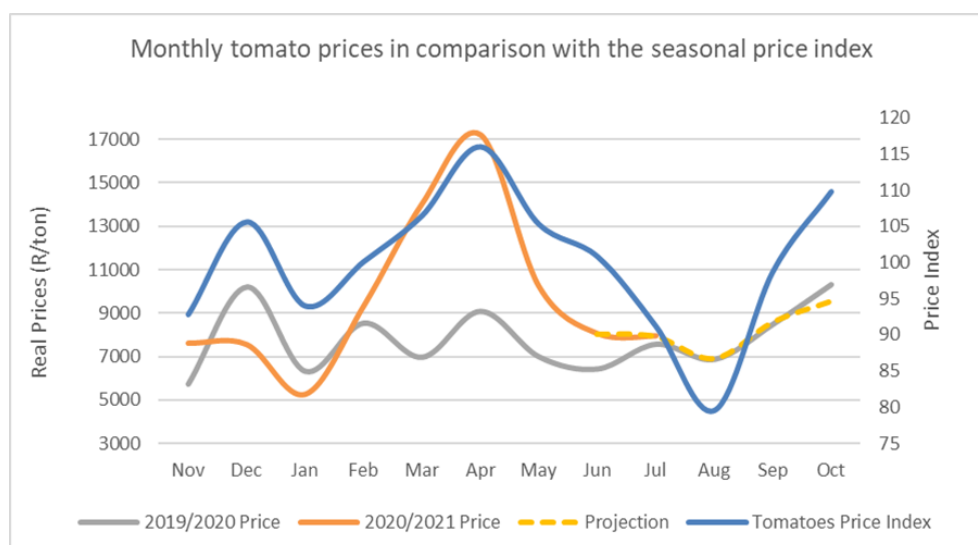
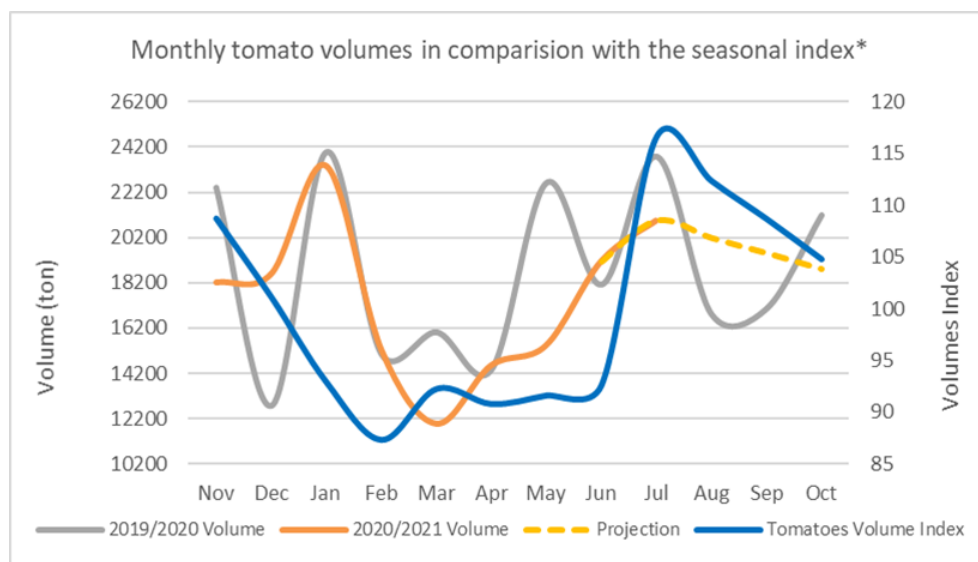
The tomato volume this week increased strongly by 35.3% compared to the previous weeks slight increase of 3.1%. The volume year on year this week increased strongly by 40% against the previous weeks increase of 4.6%. The price this week decreased by 35.3% in comparison to the previous weeks decrease of 26.2%. The year-on-year price this week decreased strongly by 41.5% against the previous weeks decrease of 20.1%.

### Local Market

#### Weekly Tomato Volumes and Prices

	Volume (ton)	Price (R/ton)
Week ended 20 August	6,238	R3,875
w/w	35.3%	-35.3%
m/m	23.5%	-31.2%
y/y	39.9%	-41.5%

### Outlook



\*Jan 2000 - Aug 2021