



# Fresh produce market trends

Retail and Business Banking



## Quality still top class

The Market stakeholders are still reporting good quality with volumes and price dropping slightly. Carrot prices recorded at R3067 per ton last week with week-on-week growth in volumes. The onion grade has remained exceptional and sold between R35 and R40. Onions are currently sourced from the Western Cape and Limpopo. A 10kg bag of potatoes sold for R50, where they are mostly being sourced from the Western Free State and Limpopo regions. In addition to this, market stakeholders note that potato quality is good. The demand in the Johannesburg market has picked up and appears to be mostly due to the hospitality industry having re-opened. Good tomato quality combined with lower volumes caused prices to increase to R6760 per ton. Larger tomatoes selling between R7 to R10 per kg. Cocktail tomatoes sold between R80 to R100 per kg with demand picking up toward the end of the week which coincided with month end.

Retail and Business Banking  
AgriBusiness  
2 August 2021

**Abrie Rautenbach**  
+27 11 350 3327  
Abrie.Rautenbach@absa.africa

**Olga de Freitas**  
+27 11 846 1569  
Olga.defreitas@absa.co.za

<https://www.absa.co.za/business/sector-solutions/agribusiness/agri-smart-insights/>

Accessor

# Fresh Produce Market Report

## Cabbage: Market Trends

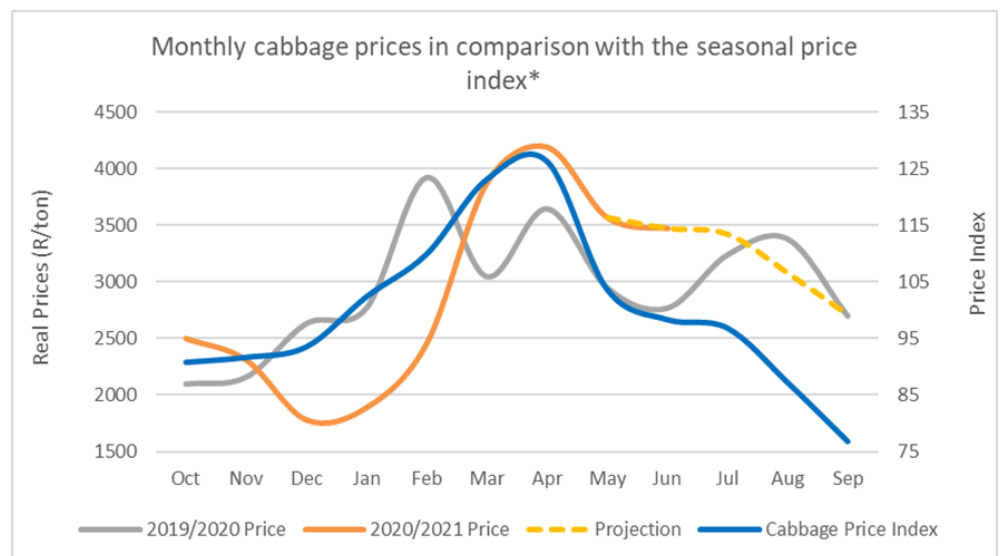
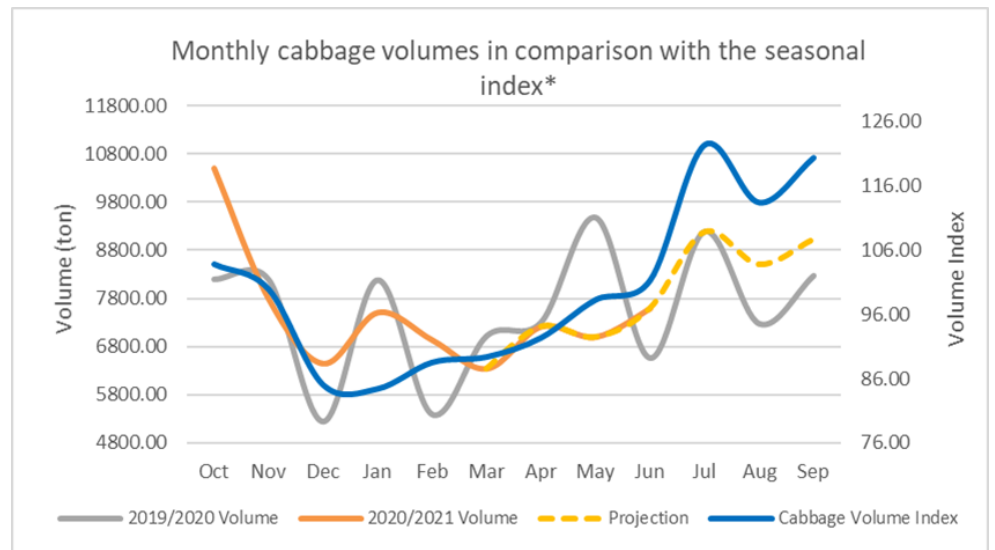
Cabbage volumes this week dropped by 4.3%, in comparison to a strong increase of 50.2% the previous week. The month-on-month volume this week decreased by 10.7%, compared to the previous weeks increase of 12%. The price dropped by 2% this week, against the previous weeks increase of 6.2%. The month-on-month price this week increased by 4%, compared to the previous weeks decrease of 4.3%.

### Local Market

#### Weekly Cabbage Volumes and Prices

	Volume (ton)	Price (R/ton)
Week ended 30 July	2,075	R2,027
w/w	-4.3%	-1.9%
m/m	-10.7%	3.9%
y/y	4.8%	-43.8%

### Outlook



\*Jan 2000 - Aug 2021

## Carrot: Market Trends

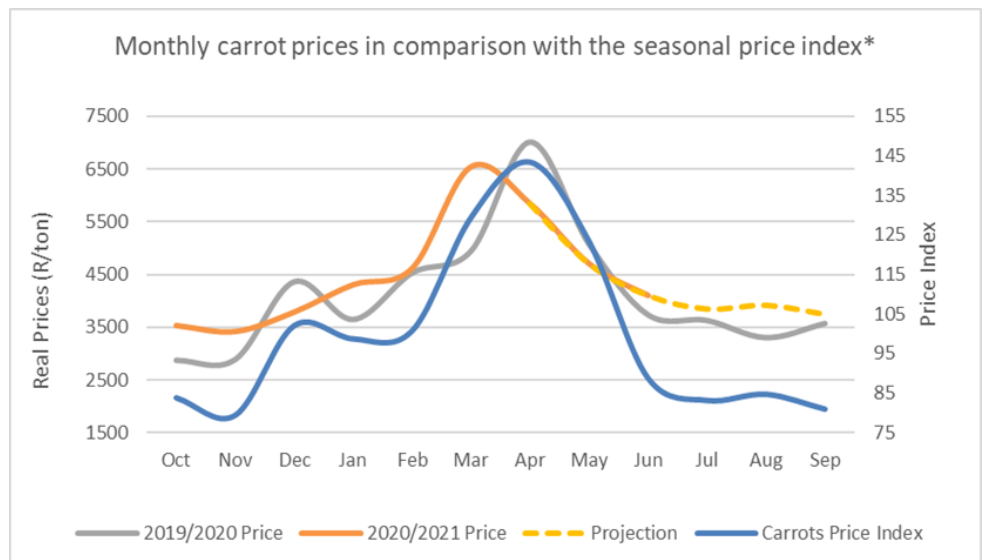
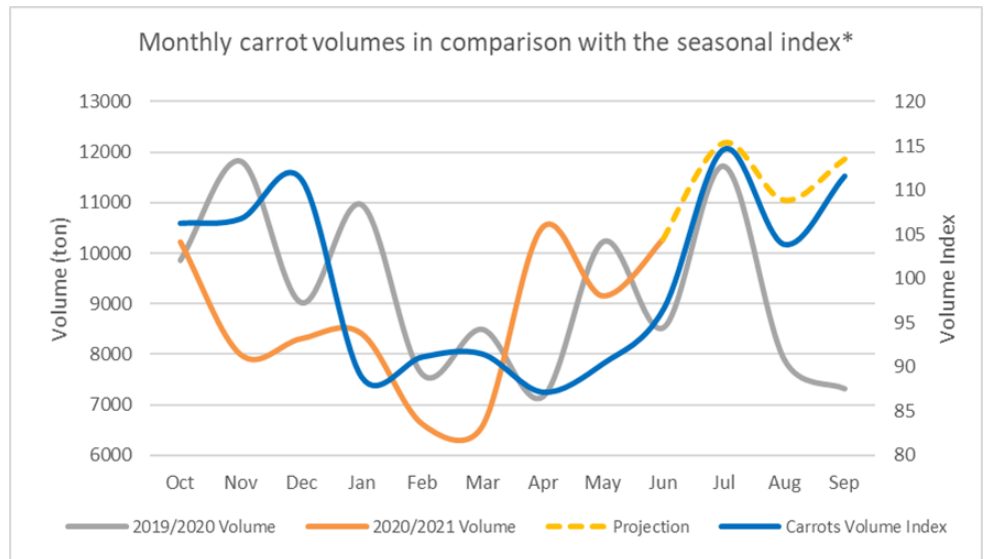
Carrot volumes this week increased by 6.7% compared to the previous weeks increase of 35%. The month-on-month volume decreased by 6% this week against the previous weeks very slight drop of 0.2%. The price this week decreased by 12.5% in comparison to the previous weeks 3.1% increase. The month-on-month price this week increased by 1.7%, against the previous weeks increase of 16.5%

### Local Market

#### Weekly Carrot Volumes and Prices

	Volume (ton)	Price (R/ton)
Week ended 30 July	2,598	R3,067
w/w	6.7%	-12.5%
m/m	-5.9%	1.7%
y/y	3.7%	-7.5%

### Outlook



\*Jan 2000 - Aug 2021

## Onion: Market Trends

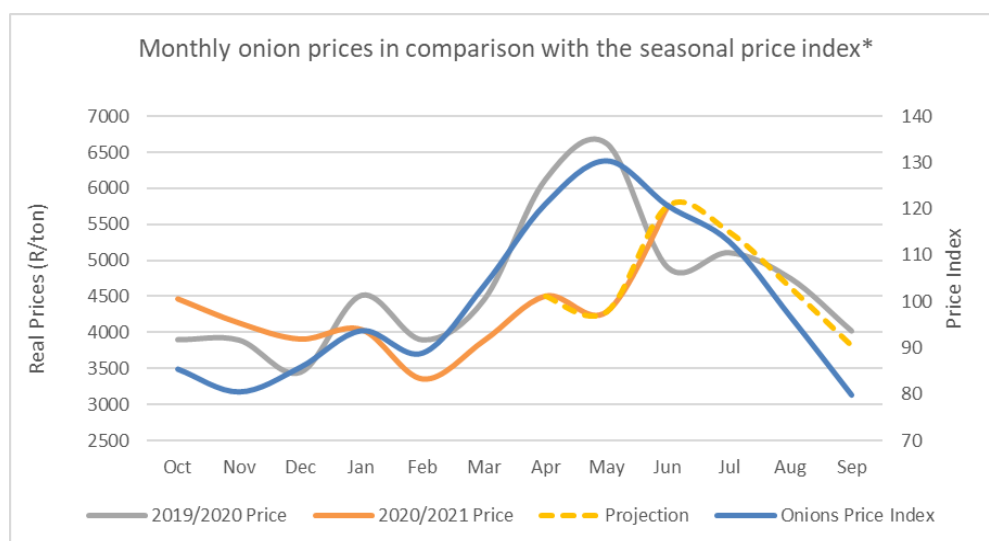
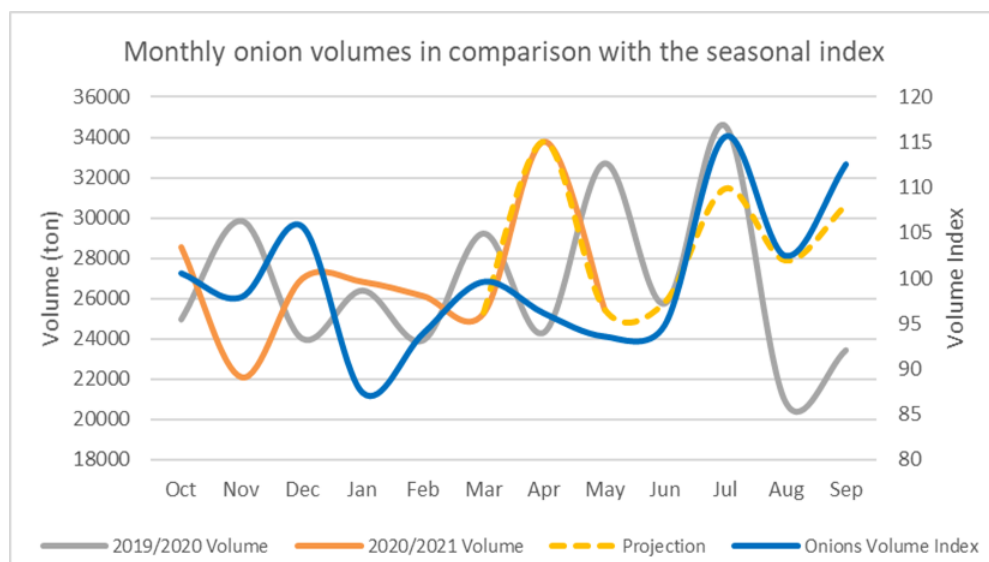
Onion volumes dropped by 12% this week, compared to the strong increase of 46% the previous week. The month-on-month volume this week decreased by 13.3% against the previous weeks increase of 15.3%. The price this week dropped by 6% compared to the previous weeks increase of 8.1%. This week's month on month price decreased by 4.5% against the previous weeks decrease of 2.3%.

### Local Market

#### Weekly Onion Volumes and Prices

	Volume (ton)	Price (/ton)
Week ended 30 July	6,493	R3,907
w/w	-11.9%	-6.0%
m/m	-13.3%	-4.5%
y/y	-13.7%	-22.0%

### Outlook



\*Jan 2000 - Aug 2021

## Potato: Market Trends

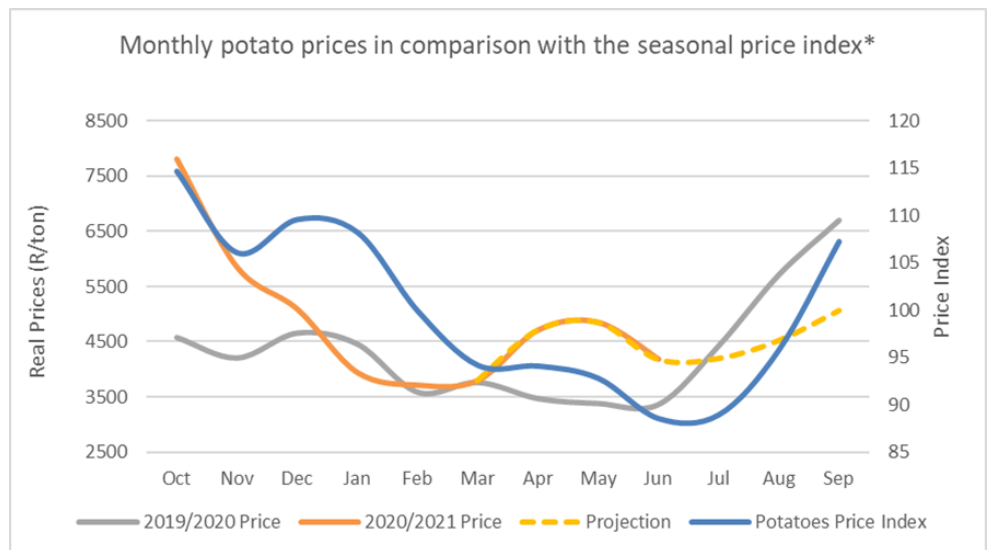
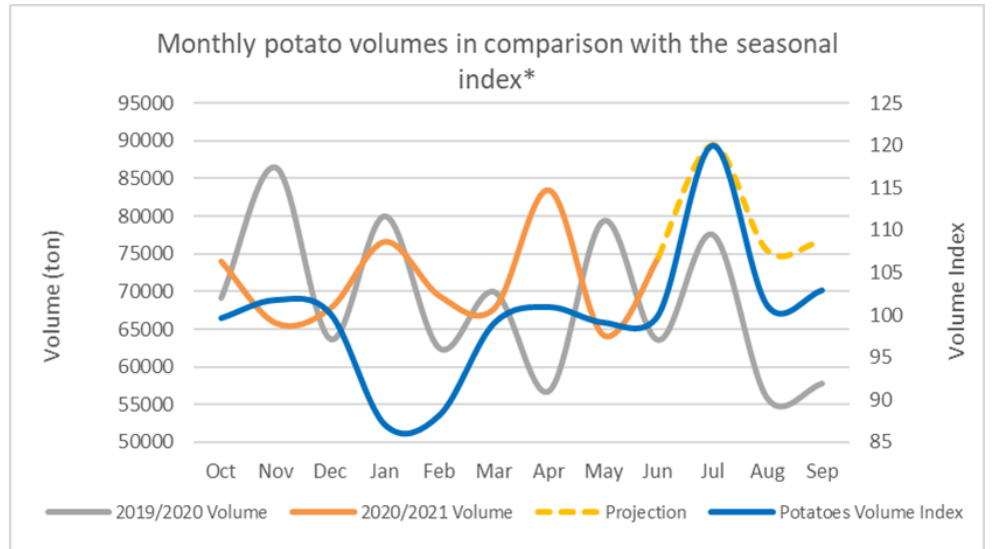
Potato volumes increased by 14.3% this week, against the previous weeks increase of 25.4%. The month-on-month volume this week decreased by 8.5%, compared to the previous weeks slight drop of 1.9%. The price this week decreased by 13.4%, against the previous weeks increase of 13.2%. The month-on-month price this week increased by a very slight 1.5% in comparison to the previous weeks increase of 9.1%.

### Local Market

#### Weekly Potato Volumes and Prices

	Volume (ton)	Price (R/ton)
Week ended 30 July	15,367	R5,454
w/w	14.3%	-13.4%
m/m	-8.5%	1.5%
y/y	-2.9%	12.8%

### Outlook



\*Jan 2000 - Aug 2021

## Tomato: Market Trends

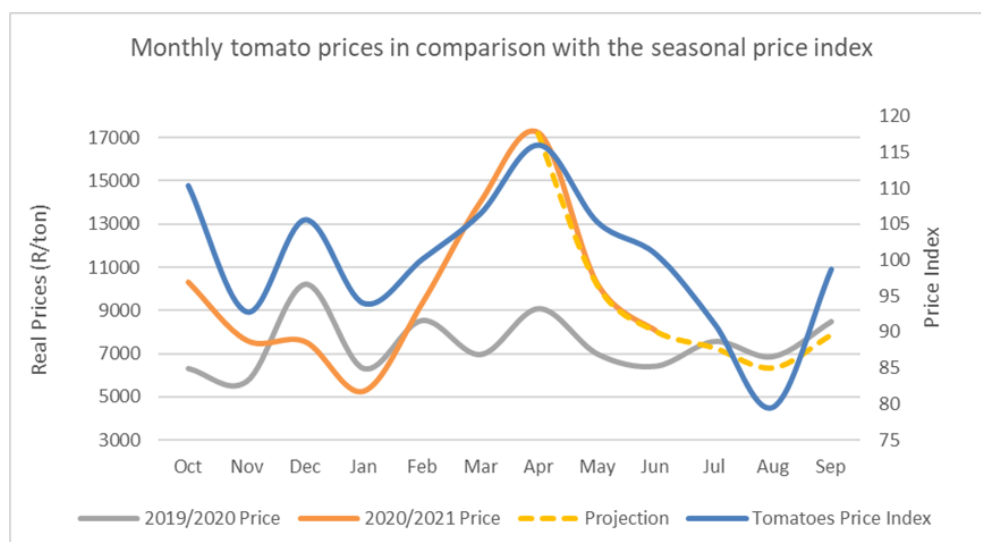
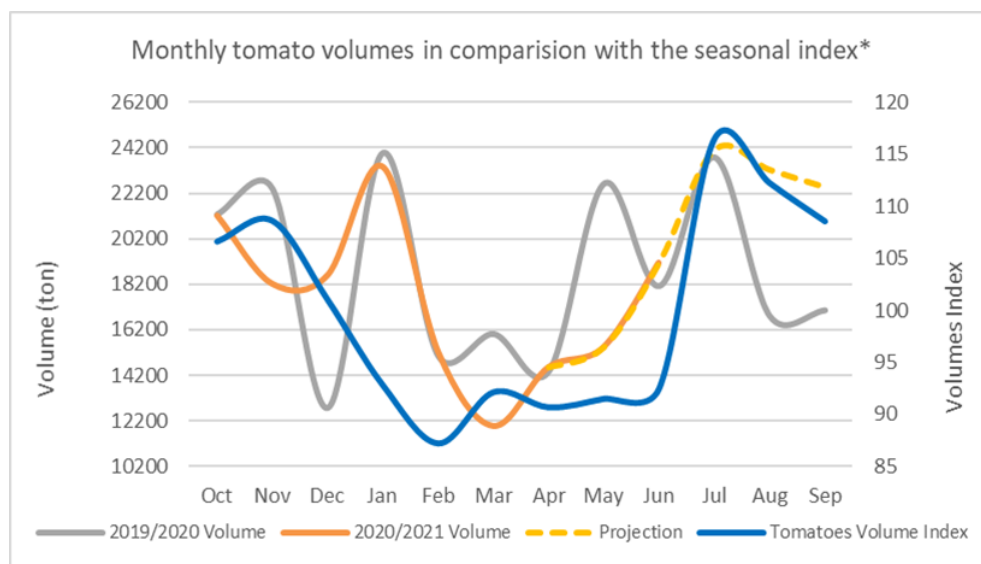
Tomato volumes this week decreased by 20.3%, against a slight drop of 2.4% the previous week. The month-on-month volume this week decreased by 19.8% compared to the previous weeks increase of 30.2%. The price this week increased by 20.1% in comparison to the previous weeks increase of 31.5%. The month-on-month price this week increased by 5.6% against the previous weeks decrease of 29.2%.

### Local Market

#### Weekly Tomato Volumes and Prices

	Volume (ton)	Price (R/ton)
Week ended 30 July	4,023	R6,760
w/w	-20.3%	20.1%
m/m	-19.8%	5.6%
y/y	-21.7%	-5.9%

### Outlook



\*Jan 2000 - Aug 2021