



Fresh produce market trends

Retail and Business Banking



Frost during the late winter is keeping potato prices high

There is still a good supply and quality of cabbage with prices selling at an average of R1555 per ton across the five major fresh markets. Second grade carrots sold at R10 for 10kg bags. Good quality 5kg carrots are selling between R10 to R12 per bag. Prepacked carrots sold between R34 and R50. Broken carrots sold at R10 per 10 kg bag. Potato prices are continuing the upward trajectory in price and sold for between R85 to R95 per 10 kg, with good quality being reported. The month-on-month price of this potatoes has increased by 55.2%. Onion volumes are still pressure and sold between R25 and R35 per 10 kg. Most onions are still being sourced from Limpopo. Although there was a slight increase in tomato volumes of 2.2% this week, a strong price decrease was seen with an average price of R5207 per ton recorded across our fresh produce markets.

Retail and Business Banking
AgriBusiness
20 September 2021

Abrie Rautenbach
+27 11 350 3327
Abrie.Rautenbach@absa.africa

Olga de Freitas
+27 11 846 1569
Olga.defreitas@absa.africa

<https://www.absa.co.za/business/sector-solutions/agribusiness/agri-smart-insights/>

Accessor

Fresh Produce Market Report

Cabbage: Market Trends

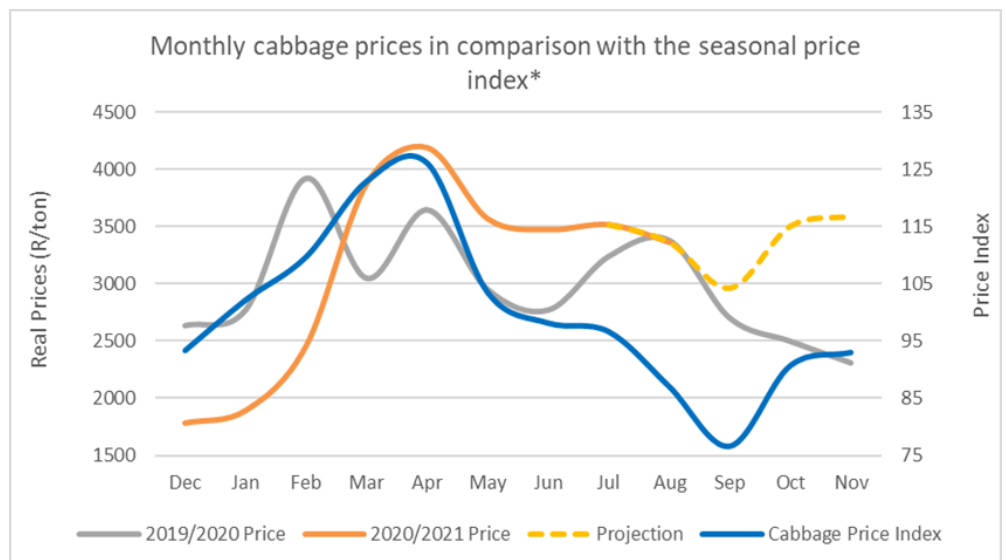
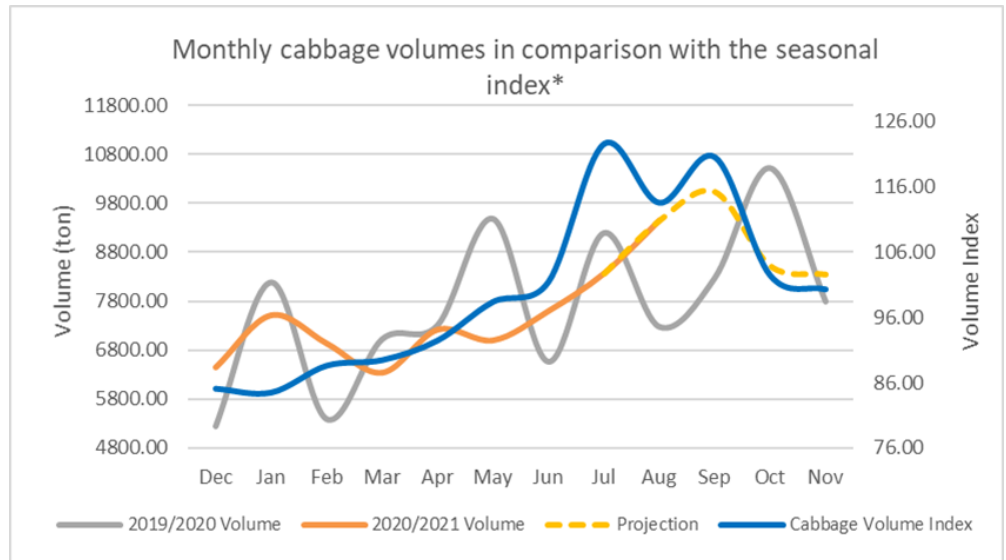
The cabbage volumes this week dropped by 19.3% compared to the previous weeks increase of 12.7%. The month-on-month volume this week dropped by 4% in comparison to the previous weeks increase of 9.6%. The Cabbage price this week decreased by 6.7% against the previous weeks decrease of 8.3%. The year-on-year price this week dropped by 32.6% compared to a strong drop of 41% the previous week.

Local Market

Weekly Cabbage Volumes and Prices

	Volume (ton)	Price (R/ton)
Week ended 17 September	1,907	R1,555
w/w	-19.3%	-6.7%
m/m	-4.0%	-18.3%
y/y	-13.5%	-32.6%

Outlook



*Jan 2000 - Sept 2021

Carrot: Market Trends

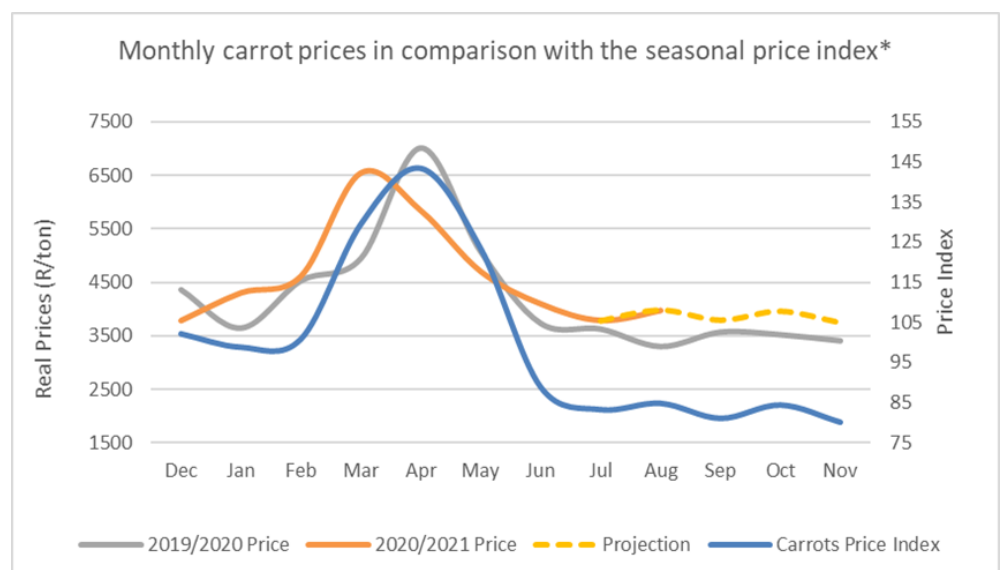
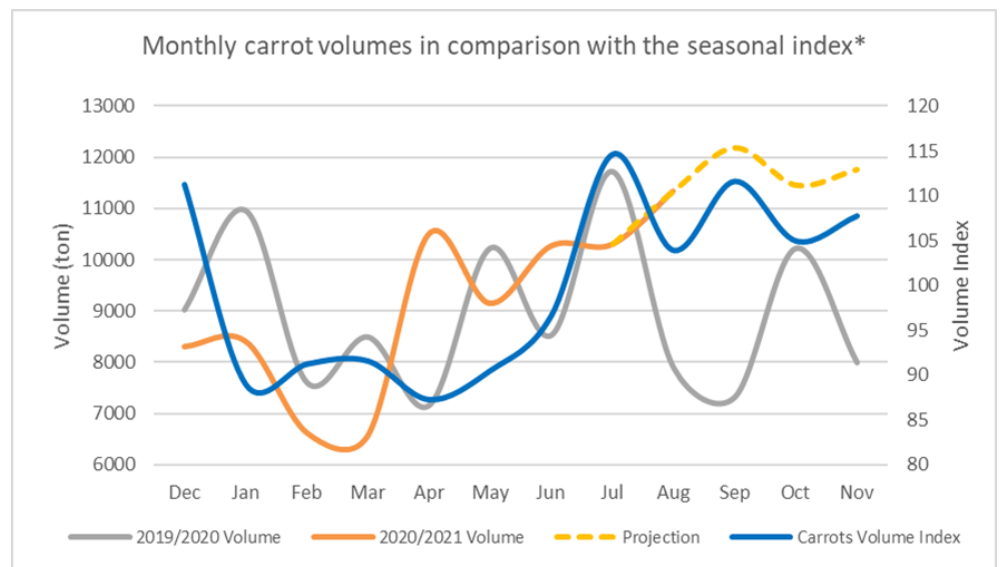
The carrot volume this week decreased by 16.3% in comparison to the previous weeks increase of 13.8%. The year-on-year volume this week increased by 11.7% compared to the previous weeks very strong 45% increase. The price this week decreased by 8.8% against the previous weeks very slight increase of 1%. The year-on-year price this week has decreased by 29.6% compared to the previous weeks strong decrease of 40%.

Local Market

Weekly Carrot Volumes and Prices

	Volume (ton)	Price (R/ton)
Week ended 17 September	2,110	R2,364
w/w	-16.3%	-8.8%
m/m	-3.5%	-2.1%
y/y	11.7%	-29.6%

Outlook



*Jan 2000 - Sept 2021

Onion: Market Trends

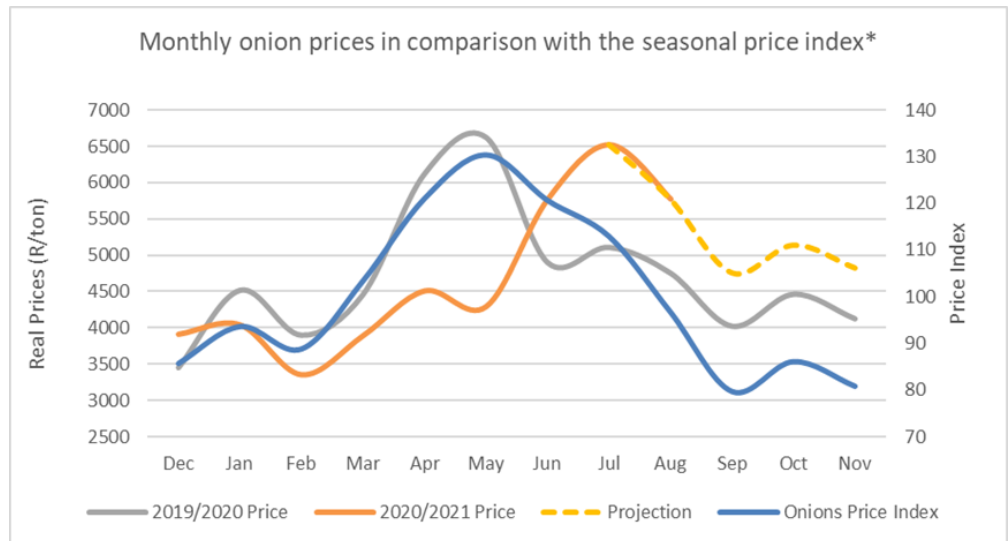
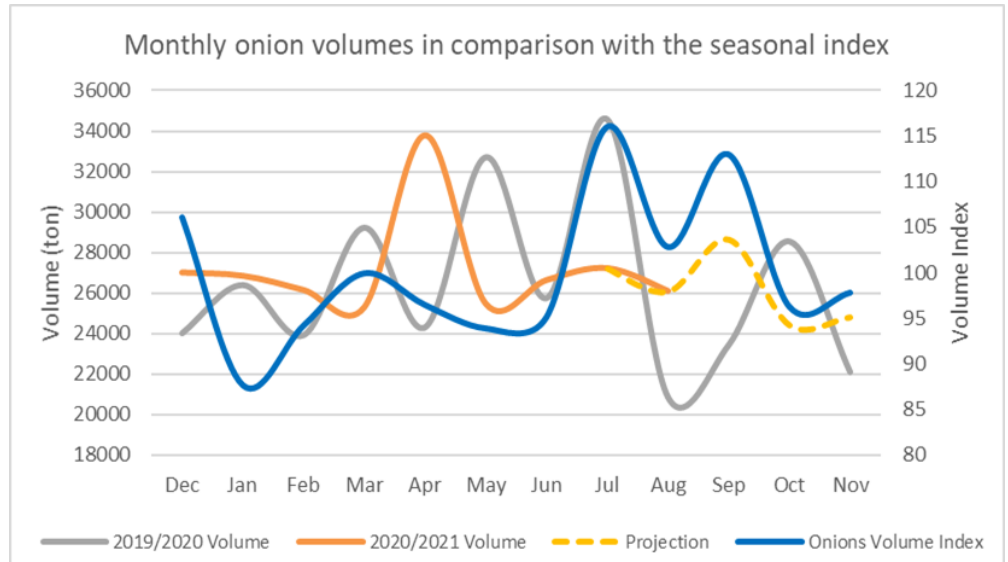
The onion volumes this week have decreased by 24.3% compared to the previous weeks increase of 19.6%. The month-on-month volume this week has dropped by a slight 3.2% against a very slight decrease the previous week of 1%. The price this week has decreased by a slight 3% compared to the previous weeks very slight decrease of 1.4%. The week's year on year price decreased by 25.2% compared to the previous weeks drop of 25%.

Local Market

Weekly Onion Volumes and Prices

	Volume (ton)	Price (/ton)
Week ended 17 September	5,456	R2,879
w/w	-24.3%	-3.0%
m/m	-3.2%	-11.3%
y/y	-2.3%	-25.2%

Outlook



*Jan 2000 - Sept 2021

Potato: Market Trends

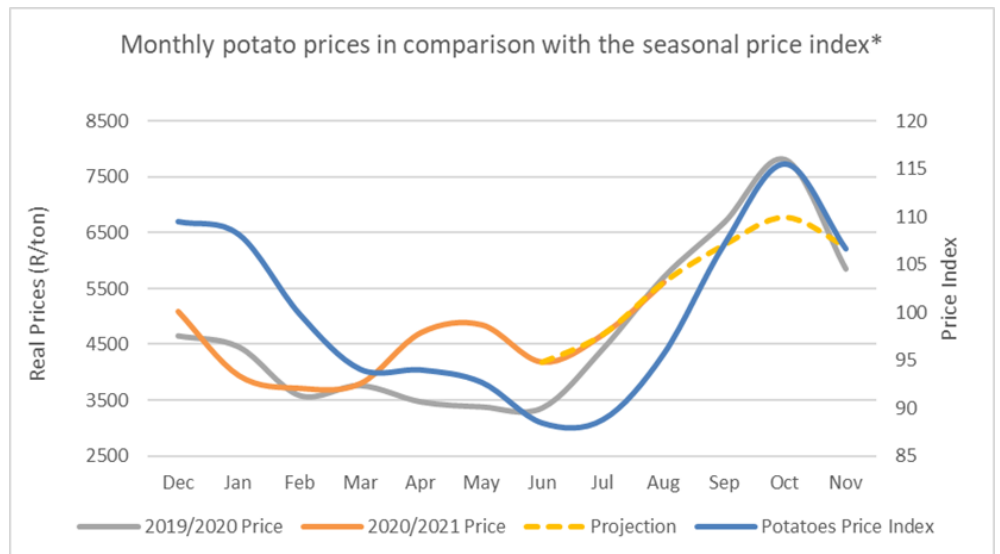
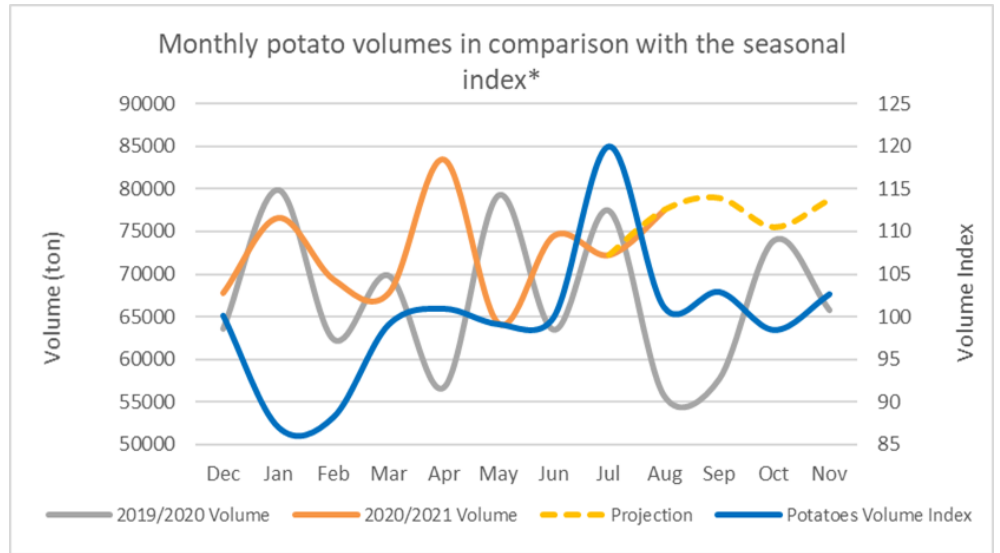
The potato volume this week decreased by 24.8% compared to the previous weeks decrease of 5.5%. The month-on-month volume decreased by 15.8% against the previous weeks decrease of 24.1%. This week's price has increased by 10.8% in comparison to the previous weeks 23.3% increase. This week's month on month price has increased by 55.2% compared to the previous weeks increase of 28.7%.

Local Market

Weekly Potato Volumes and Prices

	Volume (ton)	Price (R/ton)
Week ended 17 September	10,828	R8,275
w/w	-24.8%	10.8%
m/m	-15.8%	55.2%
y/y	-20.2%	23.4%

Outlook



*Jan 2000 - Sept 2021

Tomato: Market Trends

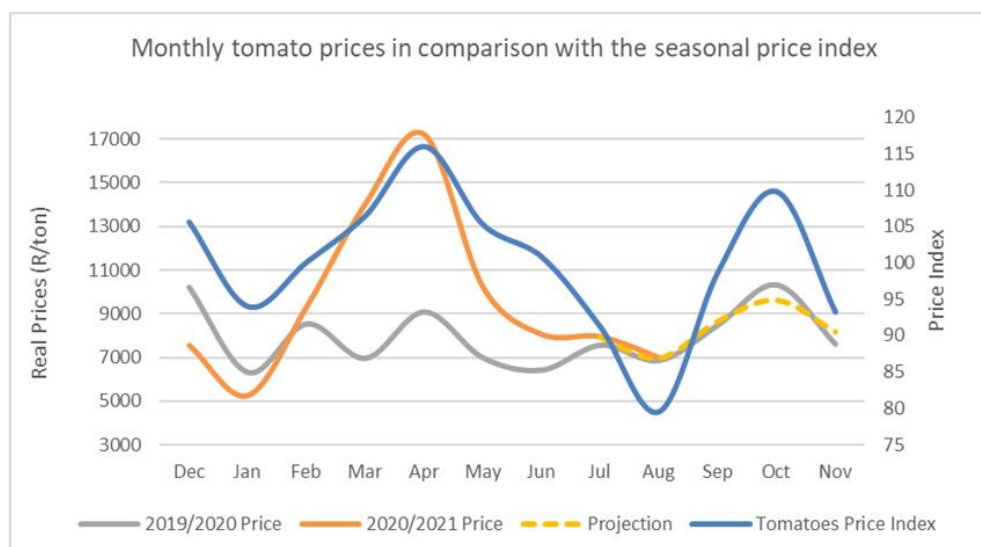
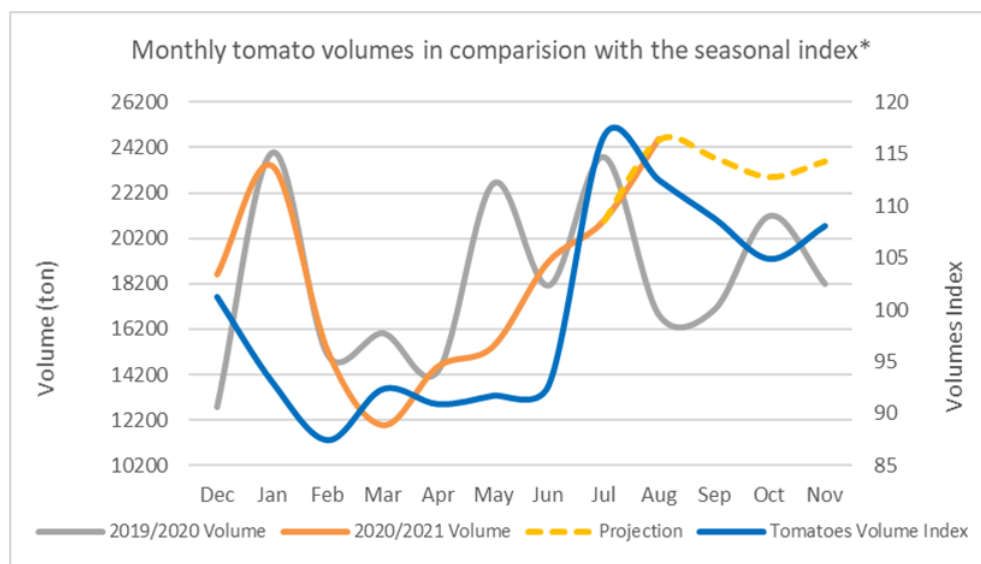
The tomato volumes this week increased slightly by 2.2% compared to the previous weeks decrease of 16.1%. The year-on-year volume has increased by 28% this week, against the previous weeks 28% increase. The price this week has decreased by 23% in comparison to the previous weeks increase of 34.2%. The year-on-year price this week has decreased by 42.5% compared to the previous weeks decrease of 35%.

Local Market

Weekly Tomato Volumes and Prices

	Volume (ton)	Price (R/ton)
Week ended 17 September	5,029	R5,207
w/w	2.2%	-23.0%
m/m	-19.4%	34.4%
y/y	28.0%	-42.5%

Outlook



*Jan 2000 - Sept 2021