



# Fresh produce market trends

Retail and Business Banking



## Low price and strong volumes across fresh produce categories

Strong supply of cabbage has put prices under pressure, selling between R35 and R40 per bag, whilst cabbage price per head sold at an average of R9. Cabbage demand is weaker than expected, but quality has remained good. Broken carrots sold between R10 to R15 for a 10 kg bag. Large and medium grade B carrots sold between R15 and R20 per 10 kg. Potatoes sold at R60 per 10 kg bag. Potato demand, in turn, was good with slightly lower supply. Potato volumes are currently sourced from Limpopo. Strong volumes and better demand for onions was seen, selling at R35 per bag. Tomato volumes saw a substantial rise this week with a 78.4% year on year increase. This caused prices to drop by 34.8% due to the oversupply in the markets.

Retail and Business Banking  
AgriBusiness  
30 August 2021

**Abrie Rautenbach**  
+27 11 350 3327  
Abrie.Rautenbach@absa.africa

**Olga de Freitas**  
+27 11 846 1569  
Olga.defreitas@absa.africa

<https://www.absa.co.za/business/sector-solutions/agribusiness/agri-smart-insights/>

Accessor

# Fresh Produce Market Report

## Cabbage: Market Trends

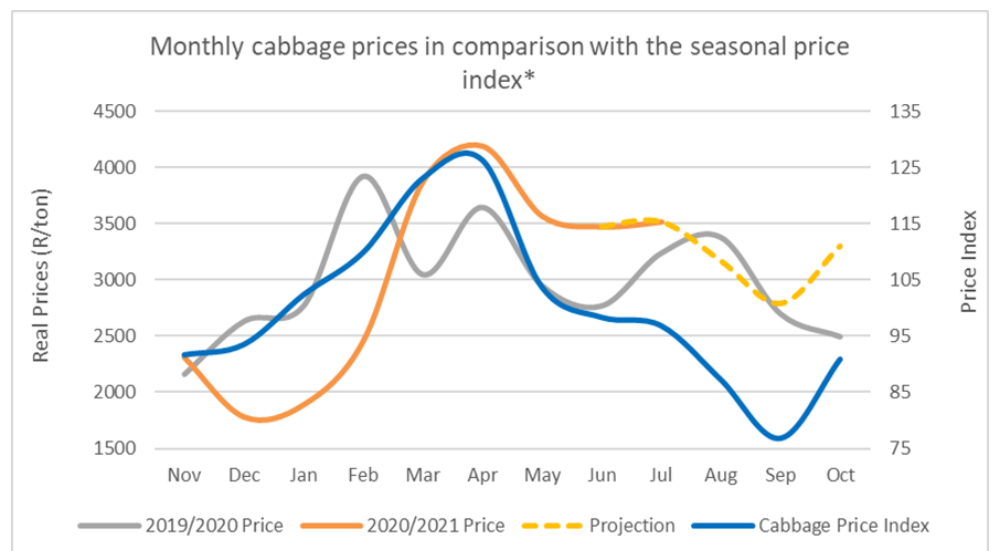
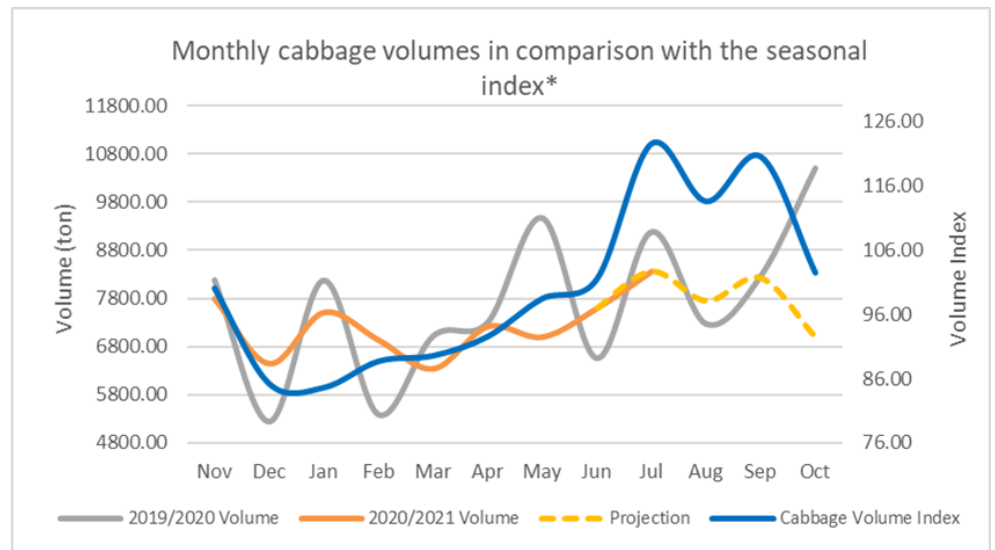
This week's volumes increased by 3.6%, compared to the previous weeks increase of 6.8%. The month-on-month volume this week decreased by a very slight 0.9% in comparison to the previous weeks decrease of 8.4%. This week's price increased slightly by 3% against the previous weeks decrease of 10.5%. The year-on-year price this week decreased by 40.6% compared to the previous weeks decrease of 37%.

### Local Market

#### Weekly Cabbage Volumes and Prices

	Volume (ton)	Price (R/ton)
Week ended 27 August	2057	R1,959
w/w	3.6%	3.0%
m/m	-0.9%	-3.4%
y/y	3.6%	-40.6%

### Outlook



\*Jan 2000 - Aug 2021

## Carrot: Market Trends

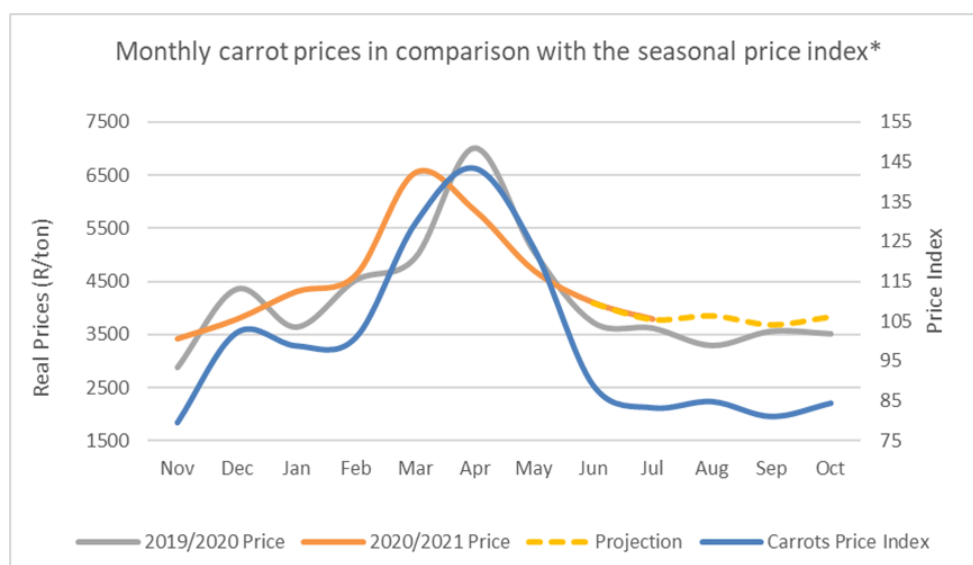
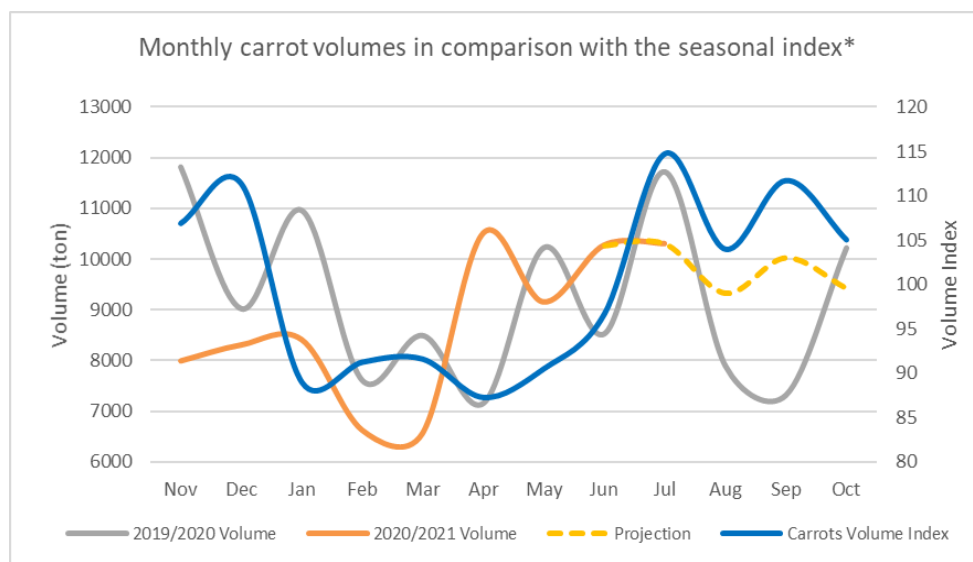
The carrot volume this week increased by 12.1% compared to the previous weeks increase of 5.6%. The month-on-month volume decreased this week by 5.7% in comparison to the previous weeks decrease of 10.2%. The week-on-week price dropped by 8.6% against the previous weeks decrease of 12.6%. The year-on-year price dropped by 39.6% this week, compared to the previous weeks decrease of 25.1%.

### Local Market

#### Weekly Carrot Volumes and Prices

	Volume (ton)	Price (R/ton)
Week ended 27 August	2,451	R2,207
w/w	12.1%	-8.6%
m/m	-5.7%	-28.0%
y/y	15.5%	-39.6%

### Outlook



\*Jan 2000 - Aug 2021

## Onion: Market Trends

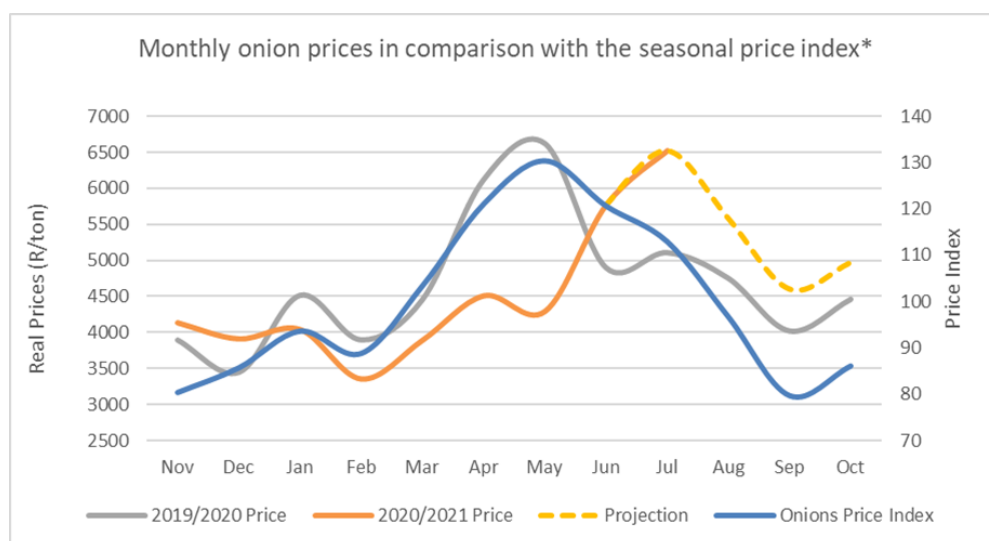
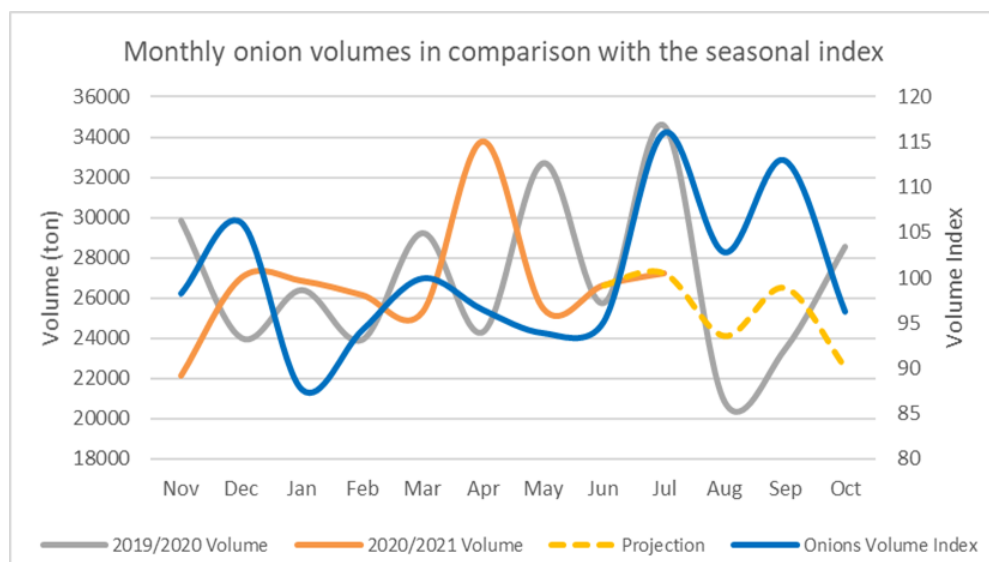
The onion volume this week increased by 12.2%, compared to the previous weeks increase of 11.3%. This week's year on year volume increased strongly by 57.2% in comparison to the previous weeks 68.1% increase. The price this week dropped by a slight 1.2% against the previous weeks decrease of 7%. The year-on-year price this week decreased by 29.5%, compared to the previous weeks decrease of 32.3%.

### Local Market

#### Weekly Onion Volumes and Prices

	Volume (ton)	Price (/ton)
Week ended 27 August	6,328	R3,204
w/w	12.2%	-1.2%
m/m	-2.5%	-18.0%
y/y	57.2%	-29.5%

### Outlook



\*Jan 2000 - Aug 2021

## Potato: Market Trends

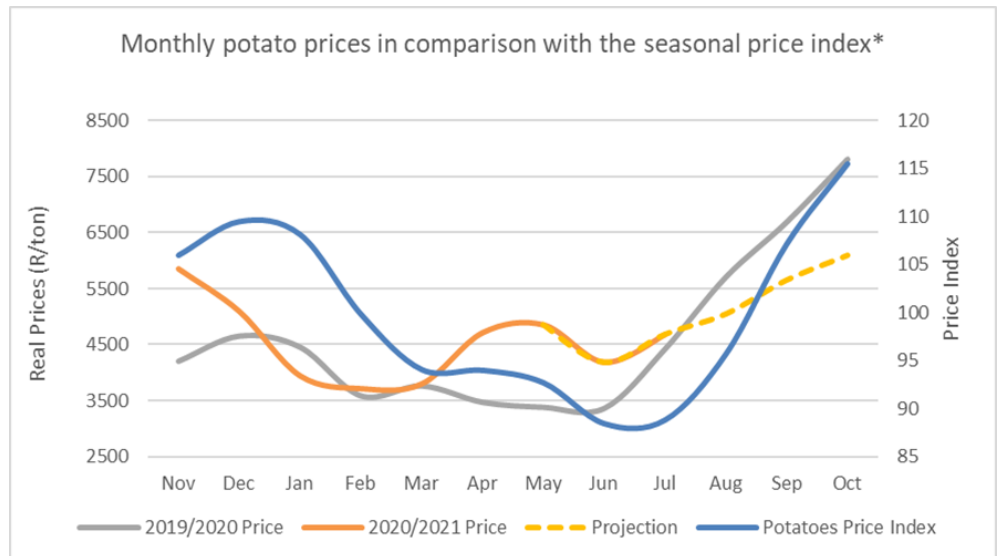
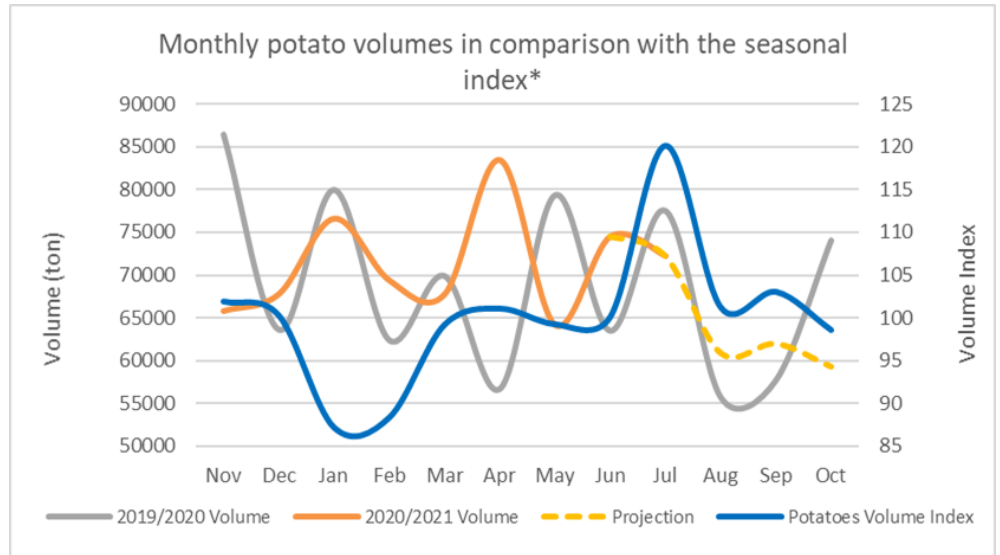
The volume this week increased by 9.3% against the previous weeks slight decrease of 2.2%. The month-on-month volume this week decreased by 8.5% in comparison to the previous weeks decrease of 4.3%. The price this week increased slightly by 3.5% against a very slight increase of 1% the previous week. The month-on-month price increased very slightly this week by 1.2% compared to the previous weeks decrease of 15.4%.

### Local Market

#### Weekly Potato Volumes and Prices

	Volume (ton)	Price (R/ton)
Week ended 27 August	14,057	R5,519
w/w	9.3%	3.5%
m/m	-8.5%	1.2%
y/y	-2.5%	-9.6%

### Outlook



\*Jan 2000 - Aug 2021

## Tomato: Market Trends

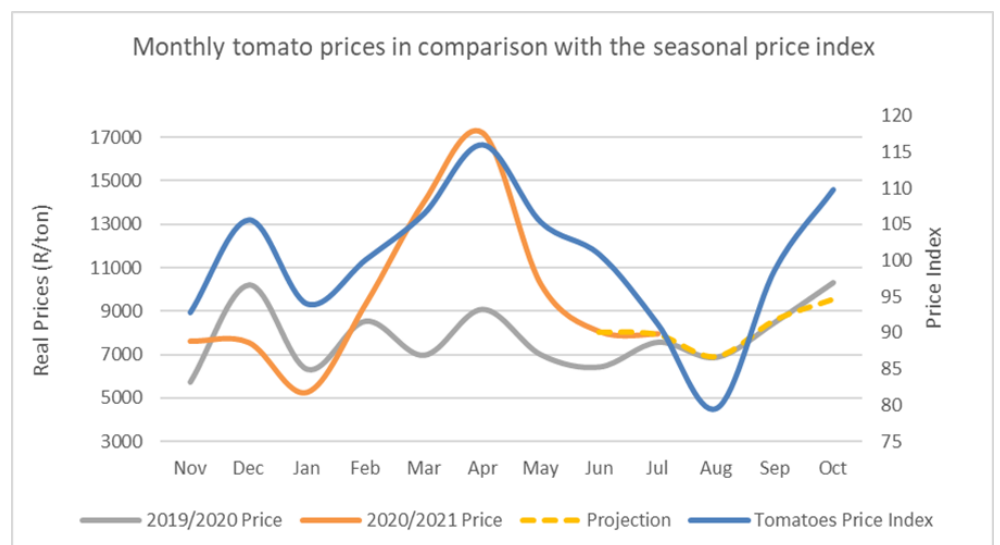
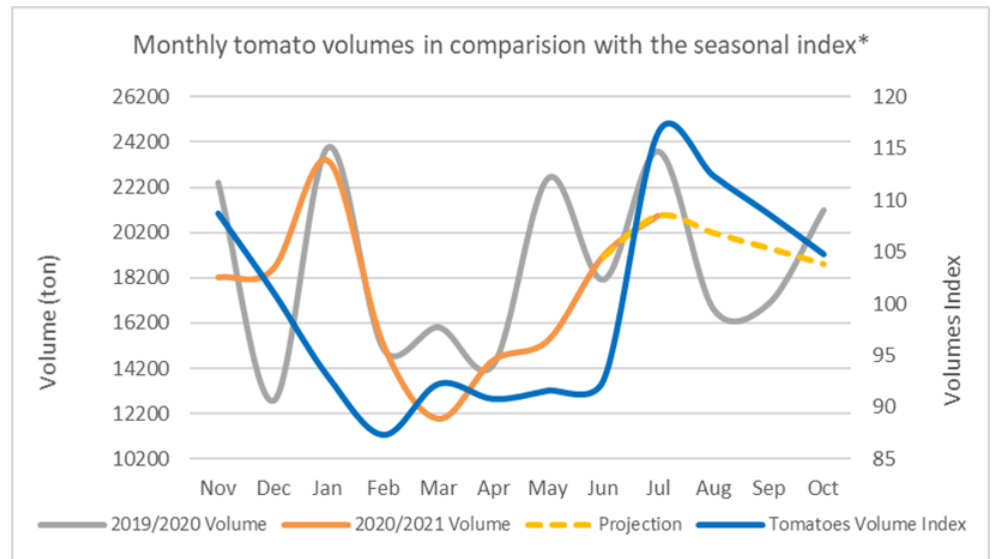
The volume this week decreased by 5%, against the previous weeks increase of 35.3%. The year-on-year volume this week increased by a very strong 78.4% compared to the previous weeks increase of 40%. The price this week increased very slightly by 0.7% in comparison to the previous weeks decrease of 35.3%. The month-on-month price this week decreased by 42.3% compared to the previous weeks decrease of 31.2%.

### Local Market

#### Weekly Tomato Volumes and Prices

	Volume (ton)	Price (R/ton)
Week ended 27 August	5,925	R3,903
w/w	-5.0%	0.7%
m/m	47.3%	-42.3%
y/y	78.4%	-34.8%

### Outlook



\*Jan 2000 - Aug 2021