



# Fresh produce market trends

Retail and Business Banking



## Cabbage volumes remain strong

Firm cabbage supply continues, with market stakeholders reporting a slight deterioration in quality. Cabbage sold at R40 per bag. Carrots sold between R30 to R40 per 1kg prepacked packet. Broken carrots sold between R10 to R15 per 10kg. Onion prices continue to be under pressure with a selling price of between R30 and R40 per 10 kg. Potatoes sold between R72 to R78 per 10kg. Quality on both the potato and onion produce is still reportedly good with strong month end demand for potatoes. Tomato volumes were fair and sold between R6 to R8 per kg, but prices are around 36% lower compared to the corresponding time last month. Pricing of cocktail tomatoes remains high and were sold at an average of R50 per kg. Market stakeholders note that month end tomato demand was average.

Retail and Business Banking  
AgriBusiness  
6 September 2021

**Abrie Rautenbach**  
+27 11 350 3327  
Abrie.Rautenbach@absa.africa

**Olga de Freitas**  
+27 11 846 1569  
Olga.defreitas@absa.africa

<https://www.absa.co.za/business/sector-solutions/agribusiness/agri-smart-insights/>

Accessor

# Fresh Produce Market Report

## Cabbage: Market Trends

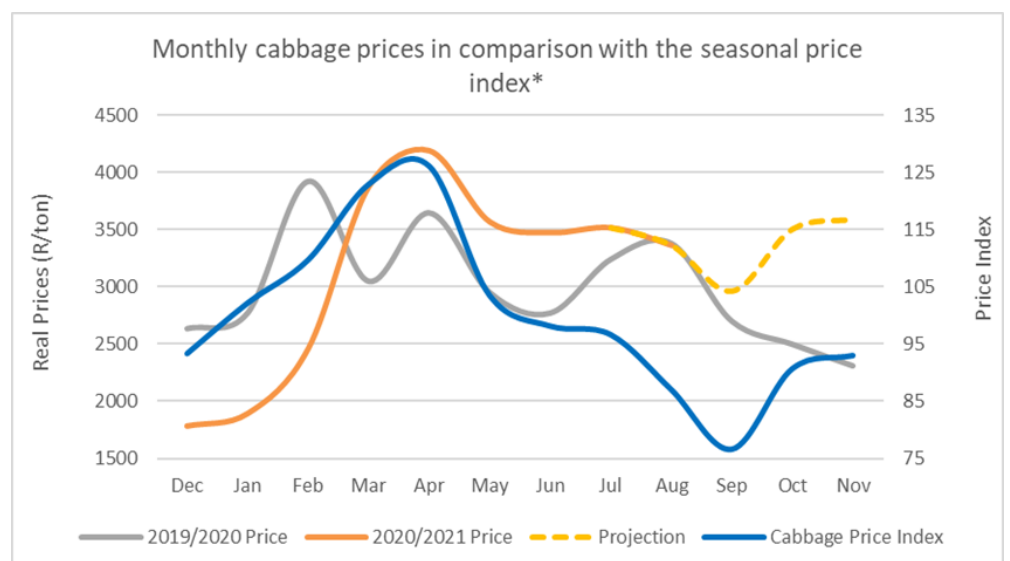
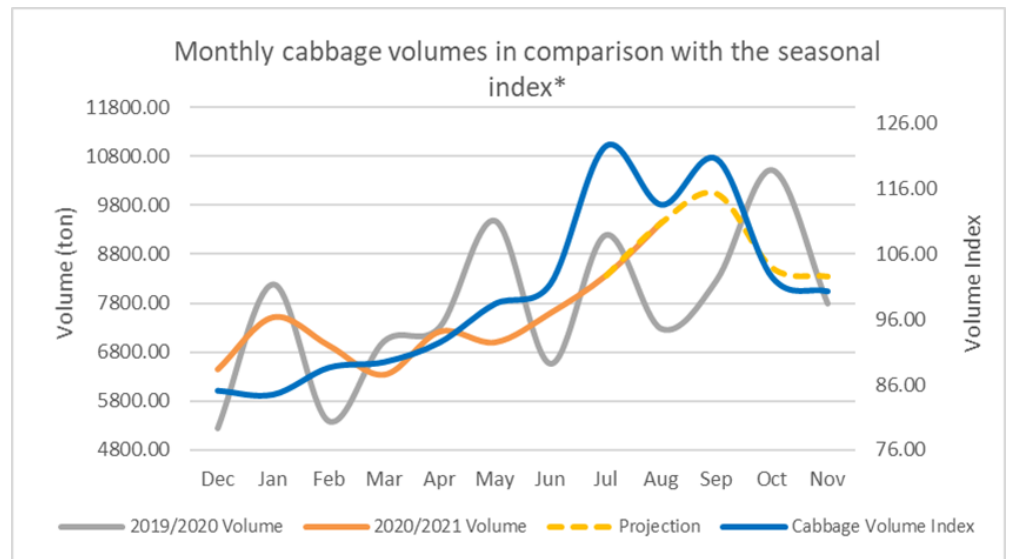
This week's cabbage volume increased by 12.7% compared to the previous weeks 3.6% increase. The month-on-month volume this week increased by 9.6% in comparison to the previous weeks very slight decrease of -0.9%. The price this week decreased by 8.3% against the previous weeks increase of 3%. The price year on year this week decreased by a strong 41.3% compared to the previous weeks decrease of 40.6%.

### Local Market

#### Weekly Cabbage Volumes and Prices

	Volume (ton)	Price (R/ton)
Week ended 3 September	2,317	R1,795
w/w	12.7%	-8.3%
m/m	9.6%	-19.3%
y/y	8.5%	-41.3%

### Outlook



\*Jan 2000 - Sept 2021

## Carrot: Market Trends

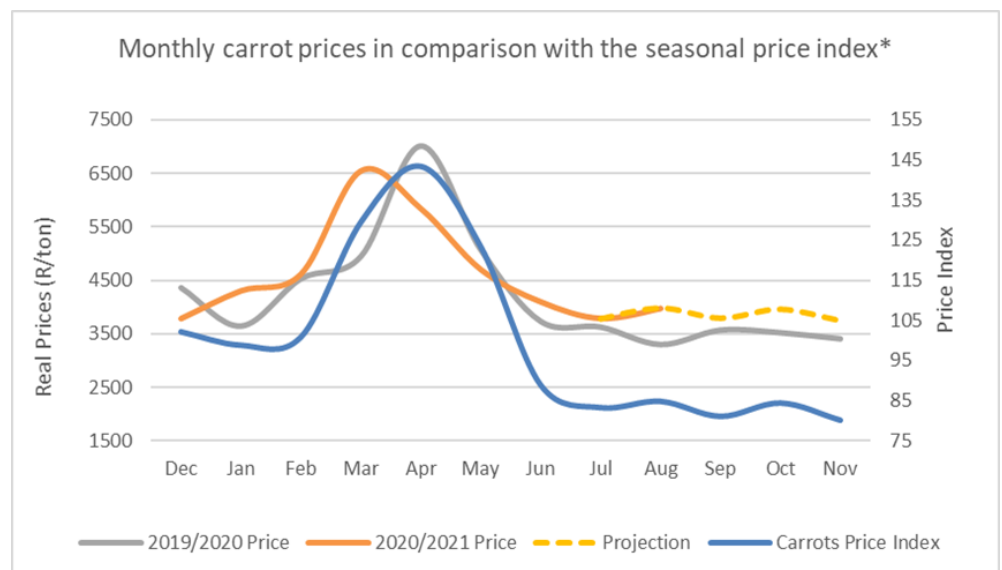
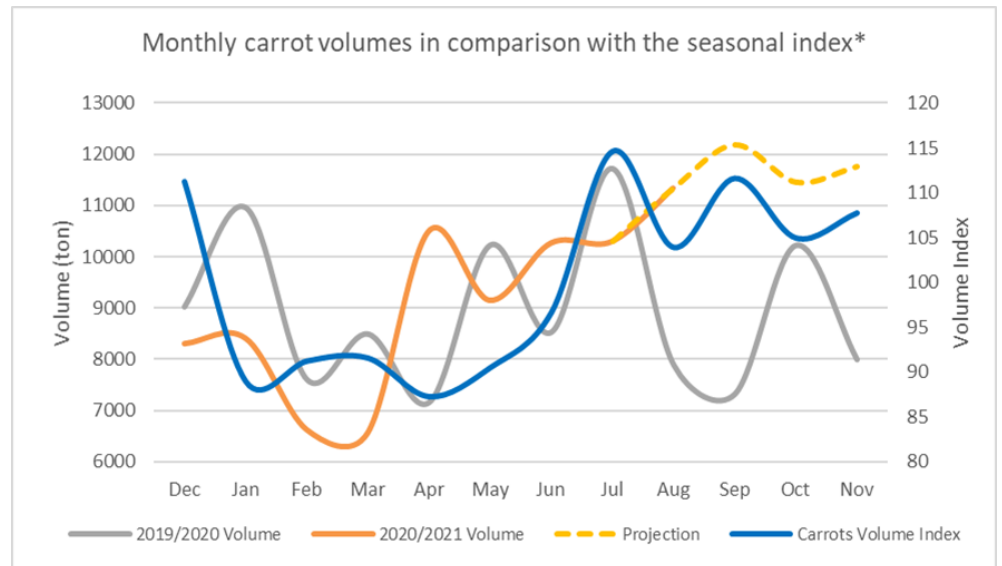
The volume this week increased by 13.8% compared to the previous weeks increase of 12.1%. The year-on-year volume this week increased by a strong 45.3% in comparison to the previous weeks increase of 15.5%. The price this week increased very slightly by 1% compared to the previous weeks decrease of 8.6%. The year-on-year price decreased by a strong 40.3% this week, against the previous weeks decrease of 39.6%.

### Local Market

#### Weekly Carrot Volumes and Prices

	Volume (ton)	Price (R/ton)
Week ended 3 September	2,788	R2,229
w/w	13.8%	1.0%
m/m	1.2%	-19.7%
y/y	45.3%	-40.3%

### Outlook



\*Jan 2000 - Sept 2021

## Onion: Market Trends

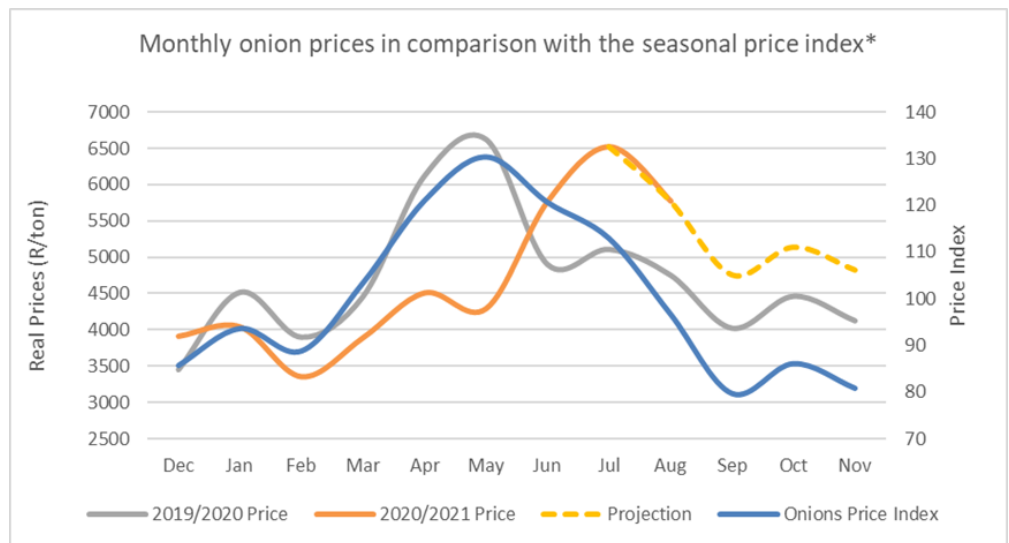
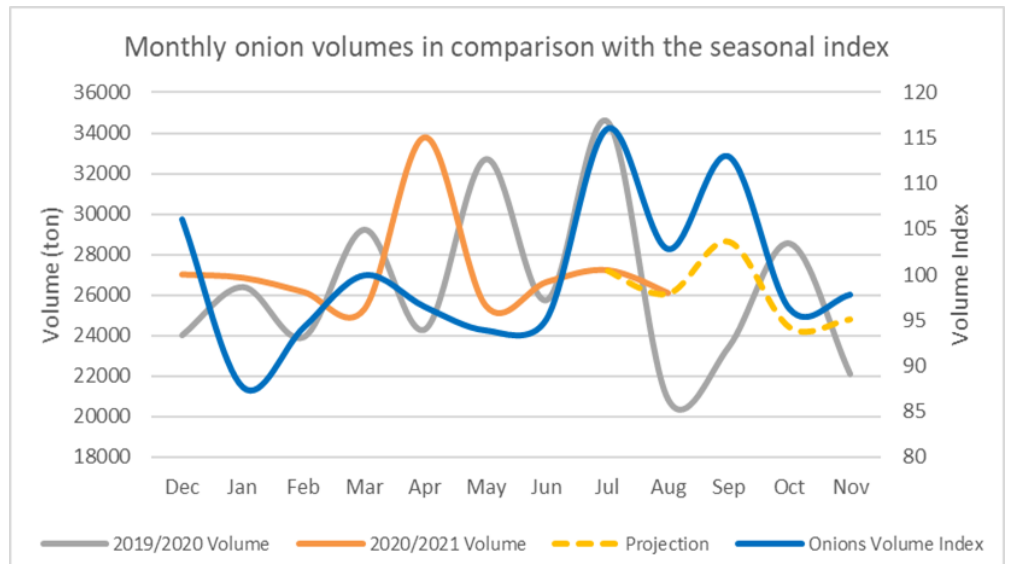
The volume this week increased by 19.6% compared to the previous weeks increase of 12.2%. The month-on-month volume this week decreased by a very slight 1% in comparison to the previous weeks low decrease of 2.5%. The price this week dropped by a slight 1.4% against a low decrease of 1.2 the previous week. The month-on-month price this week decreased by 16.7% compared to the previous weeks decrease of 18%.

### Local Market

#### Weekly Onion Volumes and Prices

	Volume (ton)	Price (/ton)
Week ended 3 September	7,565	R3,160
w/w	19.6%	-1.4%
m/m	-1.0%	-16.7%
y/y	20.3%	-25.1%

### Outlook



\*Jan 2000 - Sept 2021

## Potato: Market Trends

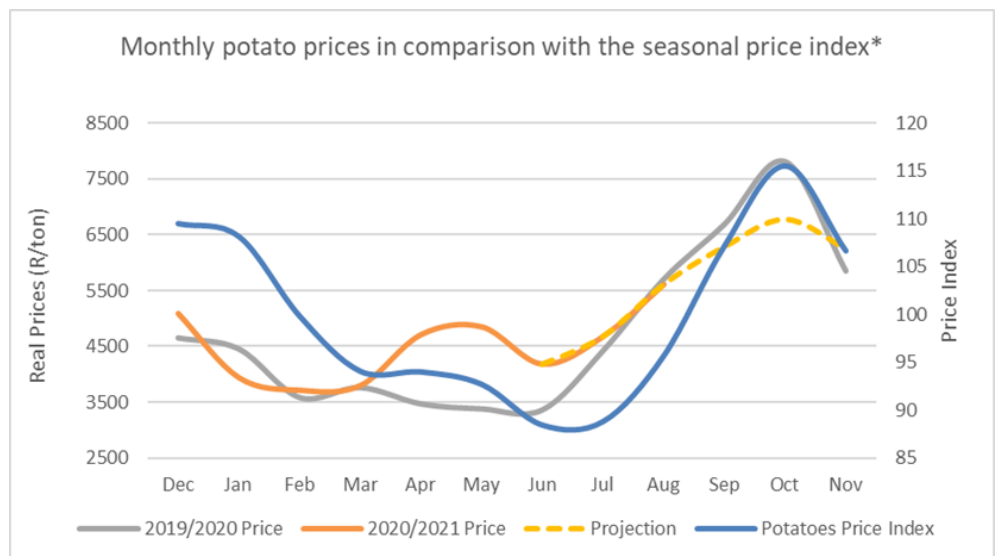
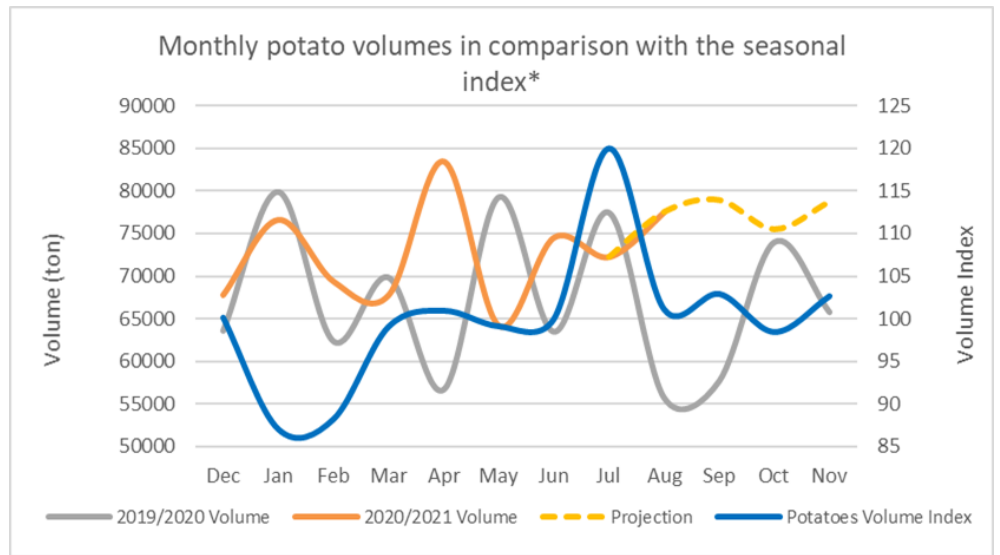
The volumes this week decreased by 5.5% compared to the previous weeks increase of 9.3%. The month-on-month volume decreased by 24.1% in comparison to the previous weeks decrease of 8.5%. The price this week increased by 23.3% against the previous weeks low increase of 3.5%. The month-on-month price this week increased by 28.7% compared to the previous weeks very low increase of 1.2%.

### Local Market

#### Weekly Potato Volumes and Prices

	Volume (ton)	Price (R/ton)
Week ended 3 September	13,289	R6,806
w/w	-5.5%	23.3%
m/m	-24.1%	28.7%
y/y	-20.0%	9.3%

### Outlook



\*Jan 2000 - Sept 2021

## Tomato: Market Trends

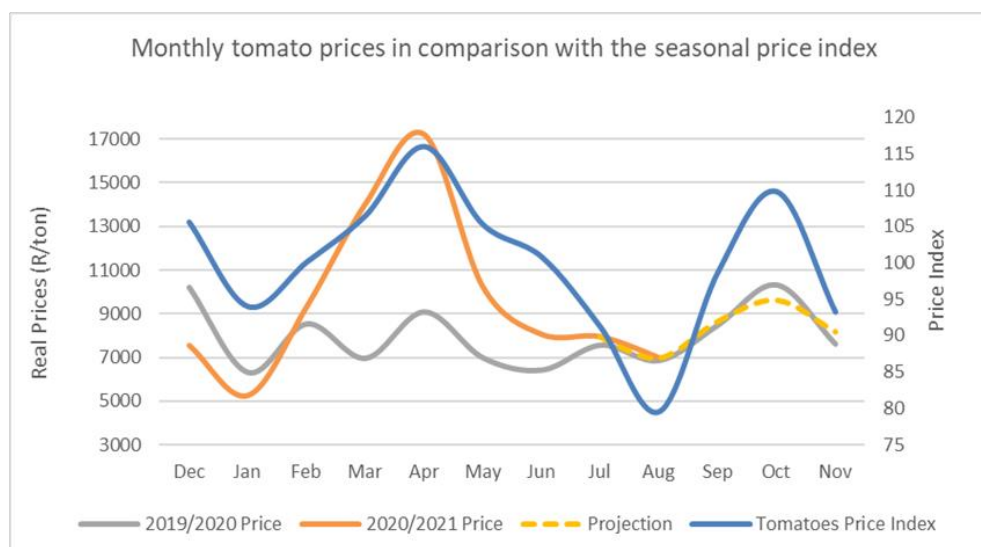
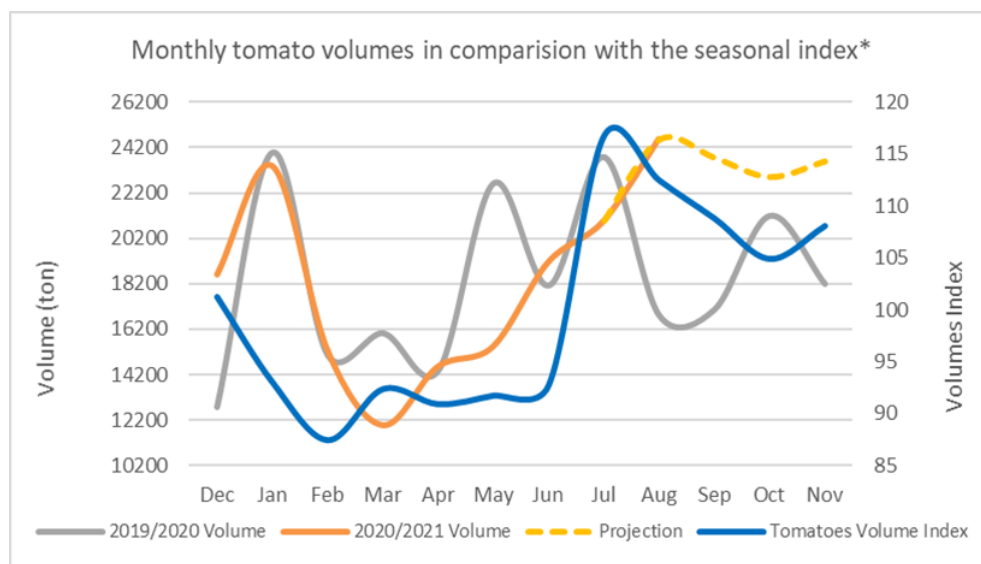
The volume this week decreased by 16.1% compared to the previous weeks decrease of 5%. The year-on-year volume increase by 28% this week, against a very strong increase of 78.4% the previous week. The price this week increased by 34.2% in comparison to the previous weeks very slight increase of 0.7%. The month-on-month price this week decreased by 35.5 compared to the previous weeks strong decrease of 42.3%.

### Local Market

#### Weekly Tomato Volumes and Prices

	Volume (ton)	Price (R/ton)
Week ended 3 September	4,973	R5,237
w/w	-16.1%	34.2%
m/m	11.2%	-35.5%
y/y	28.0%	-34.8%

### Outlook



\*Jan 2000 - Sept 2021