

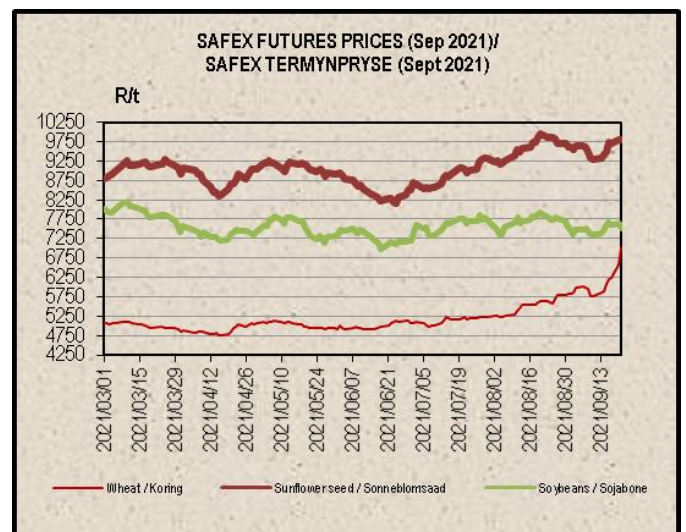
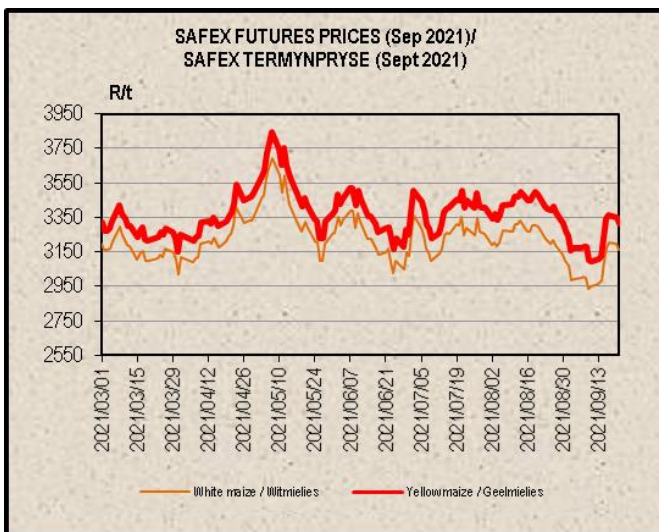
## SAGIS WEEKLY BULLETIN / SAGIS WEEKLIKSE BULLETIN

<b>1. PRODUCER DELIVERIES:</b>	<b>1. PRODUSENTELEWERINGS:</b>
<a href="http://www.sagis.org.za/weekly_prod_deliveries.html">http://www.sagis.org.za/weekly_prod_deliveries.html</a>	
<b>2. IMPORTS, EXPORTS &amp; MAIZE INTENTIONS:</b>	<b>2. INVOERE, UITVOERE &amp; MIELIE INTENSIES:</b>
<a href="http://www.sagis.org.za/weekly_imp-exp.html">http://www.sagis.org.za/weekly_imp-exp.html</a>	

### 3. DOMESTIC PRICES PER SAFEX (R/t)(a)

### 3. PLAASLIKE PRYSE VOLGENS SAFEX (R/t)(a)

Commodity	Future Prices / Termynpryse (2021/09/21) R/ton					Kommoditeit
	Sep-21	Dec-21	Mar-22	May-22	Jul-22	
White maize	3 161.00	3 208.00	3 216.00	3 154.00	3 160.00	Witmielies
Yellow maize	3 315.00	3 372.00	3 356.00	3 216.00	3 235.00	Geelmielies
Wheat	7 040.00	5 457.00	5 557.00	5 632.00	5 589.00	Koring
Sunflower	9 809.00	9 741.00	9 010.00	8 248.00	8 308.00	Sonneblom
Soybeans	7 520.00	7 620.00	7 604.00	7 368.00	7 480.00	Sojabone
Sorghum	n/a	4 230.00	n/a	n/a	n/a	Sorghum



4. IMPORT TARIFF ON MAIZE & WHEAT (b)(c)

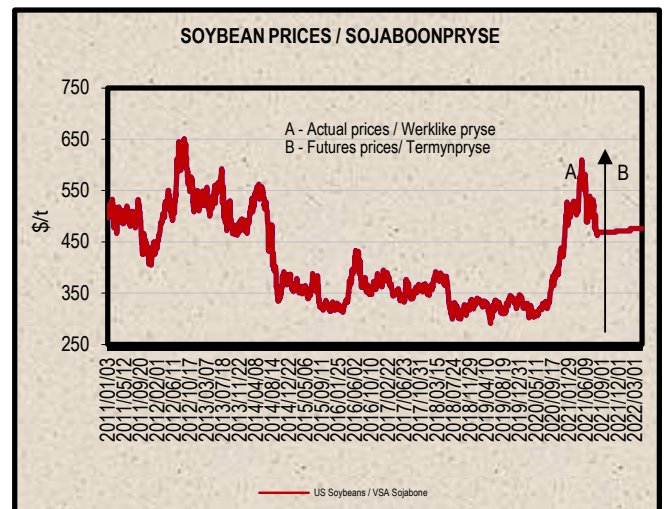
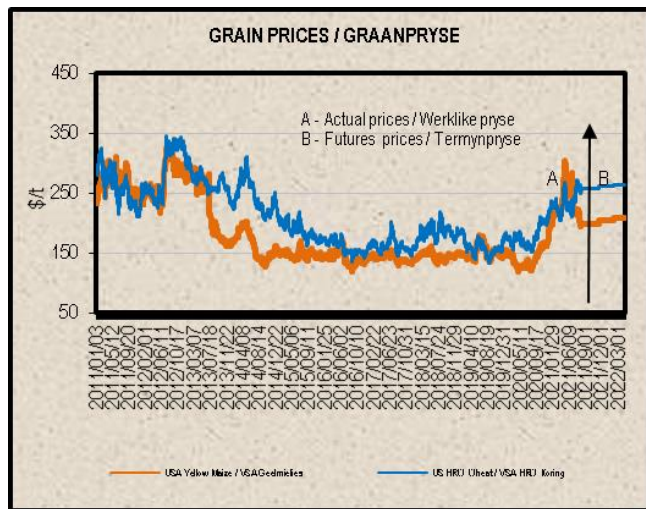
4. INVOERTARIEF OP MIELIES & KORING (b)(c)\*

[http://www.sagis.org.za/import\\_tariffs.html](http://www.sagis.org.za/import_tariffs.html)

5. PRICES – INTERNATIONAL (US\$/t)

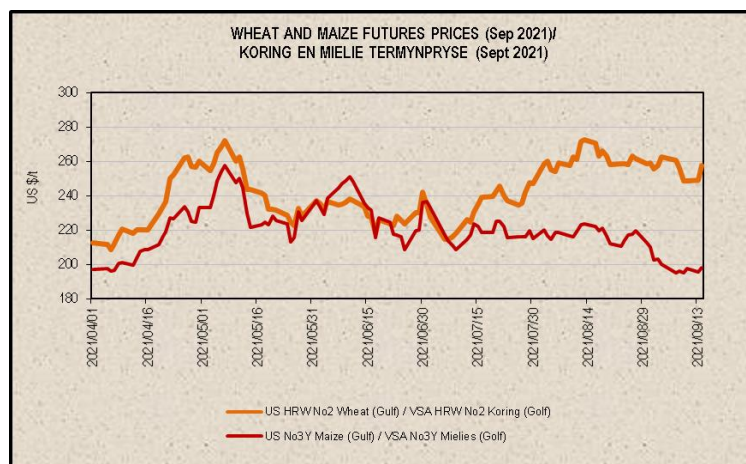
5. PRYSE - INTERNASIONAAL (VSA\$/t)

FOB (US\$/t)	Export Quotations/ Uitvoerkwotasie (b)(f)(g)				VAB (VSA\$/t)
	2021/09/21	2021/09/14	2021/09/07	2021/08/31	
US No 2 HRW Wheat (Gulf)	338.00	331.00	332.00	322.00	VSA No 2 HRW Koring (Golf)
US DNS Wheat 14% PNW	400.00	403.00	405.00	402.00	VSA DNS Koring 14% PNW
Argentine Wheat (Up River)	292.00	290.00	288.00	289.00	Argentynse Koring (Up River)
EC (France) Wheat (grade 1)	300.00	299.00	296.00	301.00	EU (Frankryk) Koring (graad 1)
EC (Germany) B Quality Wheat	307.00	307.00	307.00	306.00	EU (Duitsland) B Kwaliteit Koring
Russia Milling 12.5%	307.00	308.00	305.00	298.00	Swart See Maalkoring
US No 3Y Maize (Gulf)	276.00	276.00	270.00	252.00	VSA No3Y Mielies (Golf)
Argentine Maize (Up River)	244.00	240.00	233.00	229.00	Argentynse Mielies (Up River)
US Sorghum (Gulf)	292.00	293.00	292.00	315.00	VSA Sorghum (Golf)
Argentine Sorghum (Up River)	235.00	235.00	235.00	230.00	Argentynse Sorghum (Up River)
US Soybeans (Gulf)	534.00	536.00	535.00	526.00	VSA Sojabone (Gulf)
Argentine Soybeans (Up River)	544.00	543.00	539.00	530.00	Argentynse Sojabone (Up River)
Canadian Canola	744.00	764.00	773.00	784.00	Kanadese Canola
Argentine Groundnuts Runners 40/50	1520.00	1470.00	1420.00	1420.00	Argentynse Grondbone 40/50 Runners
US Groundnuts Runners 40/50 shelled	1452.00	1430.00	1427.00	1421.00	VSA Grondbone 40/50 Runners uitgedop
Australian Malting Barley (Commander Malt)	260.00	261.00	262.00	262.00	Australiese Moutgars (Commander Mout)



Futures prices (US\$/t) / Termynpryse (VSA\$/t) (d)(e) (2021/09/21)

Commodity	Dec-21	Mar-22	May-22	Jul-22	Sep-22	Dec-22	Kommoditeit
US No3 Yellow maize	203.53	206.68	208.65	208.42	197.23	195.66	VSA No3 Geelmielies
US No2 HRW wheat	253.68	257.06	259.04	256.84	258.38	261.25	VSA No2 HRW koring
US Soybeans	n/a	472.96	475.24	476.64	463.85	n/a	VSA Sojabone





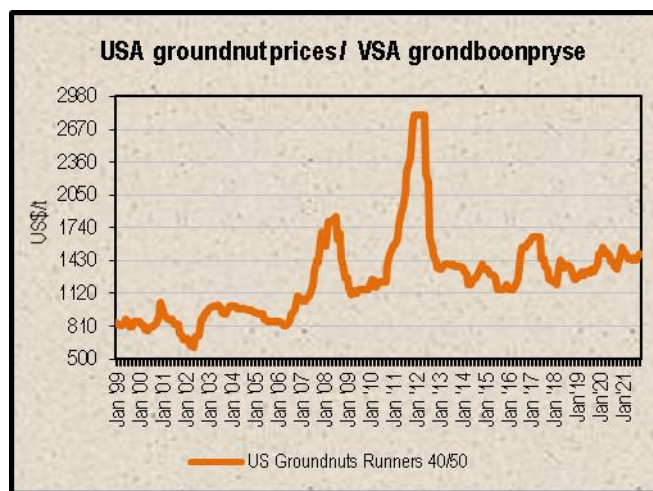
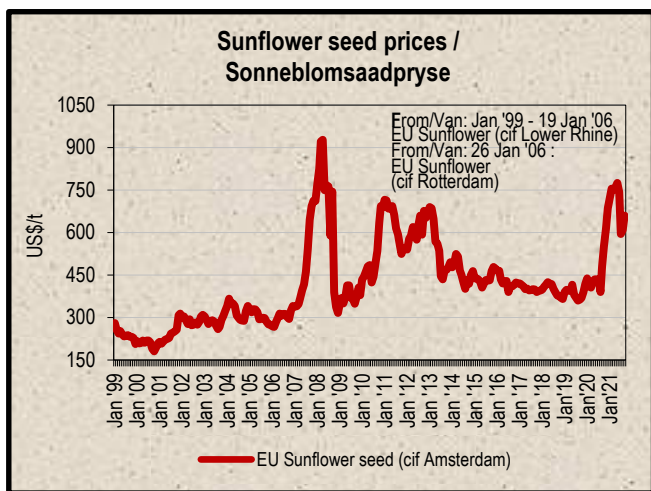
**6. LOWEST REPRESENTATIVE ASKING PRICES**  
**(US\$/t)(f)(g)(Prices of previous week)**

**6. LAAGSTE VERTEENWOORDIGENDE PRYSE GEVRA**  
**(Pryse van vorige week)(VSA\$/t)(f)(g)**

US\$/t	2021/09/16	2021/09/09	Change/ Verandering	VSA\$/t
Soybeans, USA, c.i.f. Rotterdam	558	546	2.2%	Sojabone, VSA, k.a.v. Rotterdam
Groundnuts, USA Runners 40/50*	1500	1475	1.7%	Grondbone, VSA Runners 40/50*
Groundnuts, Argentine Runners 40/50*	1600	1550	3.2%	Grondbone, Argentynse Runners 40/50*
Sunflower seed, EU c.i.f. Amsterdam	660	640	3.1%	Sonneblomsaad, EU k.a.v. Amsterdam
Sunflower seed, fob Black Sea	600	580	3.4%	Sonneblomsaad, Swart See
Sunflower-oil, EU (fob) N.W. Europe	1350	1340	0.7%	Sonneblom-olie, EU (vab) N.W. Eur.
Rapeseed, Europe, 00, c.i.f. Hamburg	708	696	1.7%	Raapsaad, Europa, 00, k.a.v. Hamburg

\* Shelled, c.i.f. Rotterdam

\* Uitgedop k a v Rotterdam



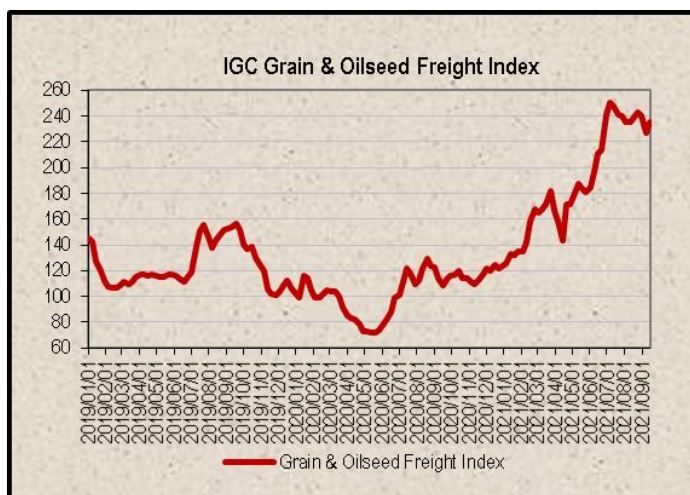
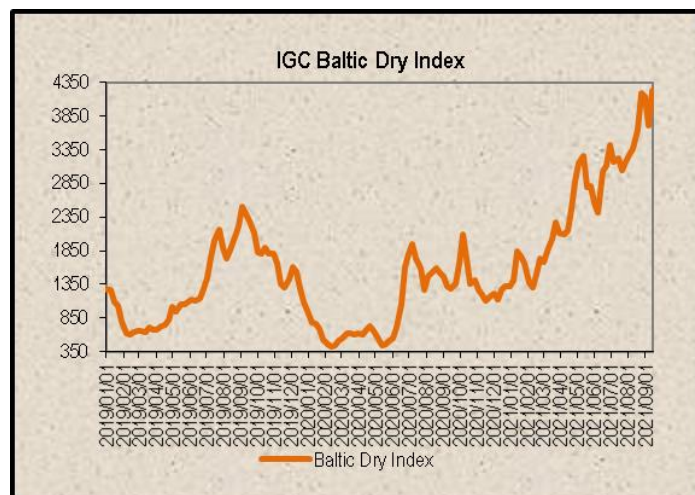
**7. IGC FREIGHT INDICES (b) \***

**7. IGC VRAG INDEKSE (b)\***

IGC FREIGHT INDICES / IGC VRAG INDEKSE							
	2021/08/10	2021/08/17	2021/08/24	2021/08/31	2021/09/07	2021/09/14	
Baltic Dry Index	3375	3657	4201	4132	3707	4221	Graan & Oliesade Vrag Indeks*
Grain & Oilseeds Freight Index*	235	239	243	240	227	235	Baltiese Droë Indeks

\* IGC's Grain & Oilseeds Freight Index (GOFI) - covers 68 routes. The first week of January 2013 is taken as the index base of 100.

\* IGC se Graan & Oliesade Vrag Indeks (GOVI) - verteenwoordig 68 roetes. Die eerste week van Januarie 2013 word gebruik as die indeks basis van 100.



8. IMPORT PARITY PRICES – SUMMER GRAINS (b)(c)

8. INVOERPARITEITPRYSE - SOMERGRANE (b)(c)

INVOERPARITEITPRYSE VAN SOMERGRANE (BTW UITGESLT) SOOS OP			2021/09/21		IMPORT PARITY PRICES OF SUMMER GRAINS (VAT EXCL) AS ON		
ITEM	Nota/Note	Mielies/Maize	Mielies/Maize	Sorghum	Sorghum	Sorghum	ITEM
		VSA/USA Golf/Gulf (no.3Y)	Argentynse/Argentine Up River	VSA/USA Golf/Gulf	Argentynse/Argentine Up River	Australiese/Australian Brisbane	
Internasionale VAB pryse	a	276.00	244.00	292.00	235.00	266.00	International FOB prices
Vruggeld	b	48.00	51.00	48.00	51.00	60.00	Freight Rates
Assuransie (0.3% van VAB)		0.83	0.73	0.88	0.71	0.80	Insurance (0.3% of FOB)
1 KOSTE, ASSURANSIE EN VRAG (KAV) \$/T		324.83	295.73	340.88	286.71	326.80	1 COST, INSURANCE AND FREIGHT (CIF) \$/T
<i>Omskakel na R/t</i>							<i>Converted to R/t</i>
R/\$ Wisselkoers op: 2021/09/21	c	14.7524	14.7524	14.7524	14.7524	14.7524	R/\$ Exchange rate on: 2021/09/21
2 KOSTE, ASSURANSIE EN VRAG (KAV) R/t		4792.02	4362.73	5028.80	4229.66	4821.08	2 COST, INSURANCE AND FREIGHT (CIF) R/t
Finansieringskoste	d	27.57	25.10	28.93	24.34	27.74	Financing cost
3 KOSTE, ASSURANSIE, VRAG EN FINANSIERING R/t		4819.59	4387.83	5057.73	4254.00	4848.82	3 COST, INSURANCE, FREIGHT AND FINANCING R/t
Aflaaiikoste:	e, f						Discharging cost:
- Kaapstad		216.77	216.77	n/a	n/a	n/a	- Cape Town
- Durban		204.95	204.95	204.95	204.95	204.95	- Durban
Invoertarif	g	0.00	0.00	129.23	104.00	117.72	Import Tariff
4 VRY OP SPOOR (VOS) R/t							4 FREE ON RAIL (FOR) R/t
- Kaapstad		5036.36	4604.60	n/a	n/a	n/a	- Cape Town
- Durban		5024.54	4592.78	5186.96	4358.00	4966.54	- Durban
Spoorvragkoste	h						Railage cost
- Durban na Randfontein		239.70	239.70	239.70	239.70	239.70	- Durban to Randfontein
<b>5 GELEWER:</b>							<b>5 DELIVERED:</b>
- Durban na Randfontein R/ton		<b>5264.24</b>	<b>4832.48</b>	<b>5426.66</b>	<b>4597.70</b>	<b>5206.24</b>	- Durban to Randfontein R/ton

Notas/Notes:

a Bron van pryse en vruggeld : IGC GMI  
Source of prices and freight rates: IGC GMI

2021/09/21

Termyn / Term	US\$/ton (VAB/FOB)	Vruggeld/Freight Rate:	US\$/ton
Okt/Oct 2021	276.00	US Golf / Gulf	48.00
Sep 2021	244.00	Argentinië / Argentina	51.00
Okt/Oct 2021	292.00	Australië/Australia (Fremantle)	60.00
Sep 2021	235.00		
Sep 2021	266.00		

Mielies/Maize: VSA/USA (Golf/Gulf No.3Y)  
Mielies/Maize: Argentinië/Argentina (Up River)  
Sorghum: VSA/USA (Golf / Gulf Milo)  
Sorghum: Argentinië/Argentina (Up River)  
Sorghum: Australië/Australia (Brisbane)

b Vruggeld: bereken vir vragte van +/- 20 000 - 30 000t / Freight rates: calculated for freights of +/- 20 000 - 30 000t

c Reserwebank / Reserve Bank

d Finansieringskoste: 30 000t @ KAV @ primakoers vir 30 dae. Bron/Source: SARB 7.00% 2020/07/24  
Financing cost: 30 000t @ CIF @ prime rate for 30 days.

	Mielies/Maize:	Sorghum
Kaapstad / Cape Town:	216.77	n/a
Durban:	204.95	204.95

e Aflaaiikoste / Discharging costs (R/ton):

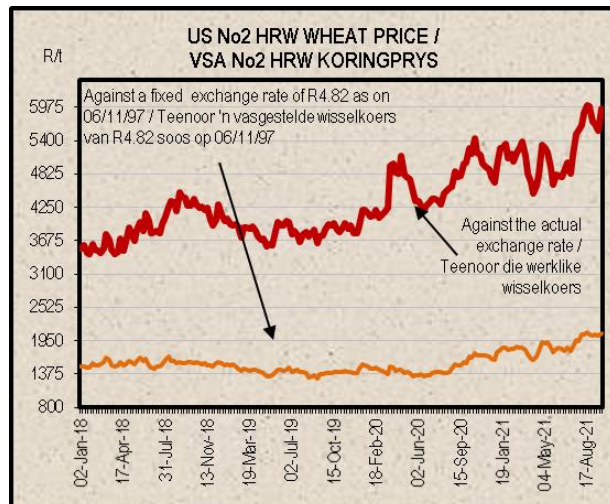
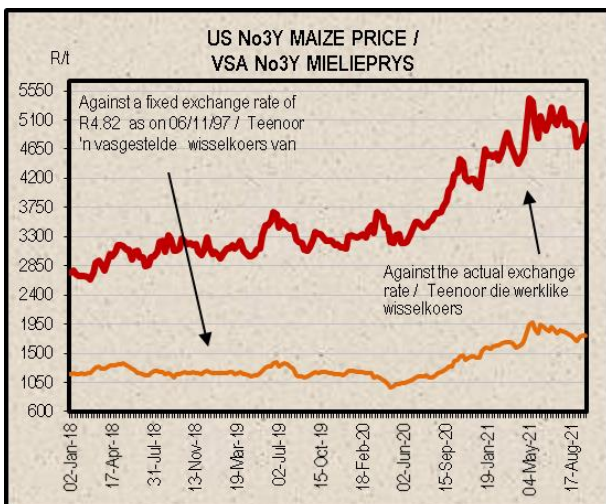
Bron / Source: Mainport Africa Shipping

f Ingesluit: Kaai gelde, hantering, kaaitoetsing, agente/dokumentasie, logistiek & opnames (inspeksie van skeepsvrag) / Included: Wharfage, handling, wharf supervision, agent/documentation, logistic & survey (inspection of shipload).  
Uitgesluit: Gesondheidsinspeksie-, skeepsagentskapfooi, strookbetsingsfooi vir GMO, obergingskoste asook BTW en invoerbelasting / Excluded: Health inspection fee, Ship agency fee, strip testing fees for GMO, storage costs as well as VAT and import duty.  
N.B: Slegs 'n aanduiding, aangesien koste van opname beding kan word / N.B: Indication only, as cost of survey can be negotiated.

g Invoertarif / Import Tariff:

Mielies/Maize = Vry / Free  
Sorghum = 3% op VAB / on FOB

h Neem asb. kennis van die verandering in Spoornet se standaard spoorvrag op 1 April 2021, na R239.70. Geldig tot 30 Sep 2021, daarna 4.1% styging tot 31 Mrt 2022.  
Please note the change in Spoornet's standard railage cost on 1 April 2021 to R239.70. Valid until 30 Sep 2021, thereafter 4.1% increase until 31 Mar 2022.



9. IMPORT PARITY PRICES – WINTER CEREALS (b)(c)

9. INVOERPARITEITPRYSSE - WINTERGRANE (b)(c)

INVOERPARITEITPRYSSE VAN WINTERGRANE (BTW UITGESLT) SOOS OP		2021/09/21		IMPORT PARITY PRICES OF WINTER CEREALS (VAT EXCL) AS ON				
ITEM	Nota / Note	Koring/Wheat	Koring/Wheat	Koring/Wheat	Koring/Wheat	Koring/Wheat	Gars/Barley	ITEM
		VSA/ USA Golf/Gulf HRW	VSA/ USA PNW DNS	Argentynse/ Argentine Up River Trigo Pan	EU Duitsland/ Germany Hamburg B kwaliteit/ quality	Russies/ Russian Black Sea 12.50%	Australiese/ Australian Adelaide Mout/Malting	
Internasionale VAB pryse	a	338.00	400.00	292.00	307.00	307.00	260.00	International FOB prices
Vraggeld	b	48.00	48.00	51.00	43.00	53.00	61.00	Freight Rates
Assuransie (0.3% van VAB)		1.01	1.20	0.88	0.92	0.92	0.78	Insurance (0.3% of FOB)
1 KOSTE, ASSURANSIE EN VRAG (KAV) \$/T		387.01	449.20	343.88	350.92	360.92	321.78	1 COST, INSURANCE AND FREIGHT (CIF) \$/T
Omskakel na R/t								Converted to R/t
R/\$ Wisselkoers op: 2021/09/21	c	14.7524	14.7524	14.7524	14.7524	14.7524	14.7524	R/\$ Exchange rate on: 2021/09/21
2 KOSTE, ASSURANSIE EN VRAG (KAV) R/t		5709.33	6626.78	5073.06	5176.91	5324.44	4747.03	2 COST, INSURANCE AND FREIGHT (CIF) R/t
Finansieringskoste	d	32.85	38.13	29.19	29.78	30.63	27.31	Financing cost
3 KOSTE, ASSURANSIE, VRAG EN FINANSIERING R/t		5742.18	6664.91	5102.25	5206.69	5355.07	4774.34	3 COST, INSURANCE, FREIGHT AND FINANCING R/t
Aflaaikoste	e, f	216.77	216.77	216.77	216.77	216.77	216.77	Discharging cost
3.1 Kaapstad (Hoofsaaklik kaaihyskraan metode)		204.95	204.95	204.95	204.95	204.95	204.95	3.1 Cape Town (Mainly shore cranes method)
3.2 Durban (Hoofsaaklik suig-in-silo metode)		0.00	0.00	0.00	0.00	0.00	0.00	3.2 Durban (Mainly suction into silo method)
Invoertarif	g	0.00	0.00	0.00	0.00	0.00	0.00	Import Tariff
4 VRY OP SPOOR (VOS) R/t		5958.95	6881.68	5319.02	5423.46	5571.84	4991.11	4 FREE ON RAIL (FOR) R/t
4.1 Kaapstadhawe		5947.13	6869.86	5307.20	5411.64	5560.02	4979.29	4.1 Cape Town Harbour
4.2 Durbanhawe								4.2 Durban Harbour
Spoorvragkoste	h	96.81	96.81	96.81	96.81	96.81	n/a	Railage cost
- Kaapstad na Paarl		239.70	239.70	239.70	239.70	239.70	239.70	- Cape Town to Paarl
- Durban na Randfontein								- Durban to Randfontein
<b>5 GELEWER:</b>		<b>6055.76</b>	<b>6978.49</b>	<b>5415.83</b>	<b>5520.27</b>	<b>5668.65</b>	<b>n/a</b>	<b>5 DELIVERED:</b>
- Kaapstad na Paarl R/ton		<b>6186.83</b>	<b>7109.56</b>	<b>5546.90</b>	<b>5651.34</b>	<b>5799.72</b>	<b>5218.99</b>	- Cape Town to Paarl R/ton
- Durban na Randfontein R/ton								- Durban to Randfontein R/ton

Notas/Notes: 2021/09/21  
 a Bron van pryse en vraggeld : IGC GMI  
 Source of prices and freight rates: IGC GMI

Termyn / Term	VAB/FOB US\$/ton	Vraggeld / Freight Rate: US\$/ton	Gars/Barley = US\$ + 1
Koring/Wheat: HRW No 2 (Hard Red Winter) Golf / Gulf	338.00	VSA/USA (Golf / Gulf)	48.00
Koring/Wheat: DNS 14% No 2 (Dark Northern Spring) PNW	400.00	Argentinië / Argentina (Upriver)	51.00
Koring/Wheat: Argentinië / Argentine (Up River) Trigo Pan	292.00	EU (Rouen)	43.00
Koring/Wheat: EU (Duitsland / Germany) B kwaliteit / quality	307.00	Australië / Australia (Kwinana)	60.00
Koring/Wheat: Russian Milling 12.5%	307.00	Rusland/Russia (Novorossiysk)	53.00
Gars/Barley: Australiese moutgars/Australian malting barley (Adelaide)	260.00		

b Vraggeld: bereken vir vragte van +/- 20 000 - 30 000t. / Freight rates: calculated for freights of +/- 20 000 - 30 000t.  
 c Reserwebank / Reserve Bank  
 d Finansieringskoste: 30 000t @ KAV @ primakoers vir 30 dae. Bron/Source: SARB 7.00% 2020/07/24  
 Financing cost: 30 000t @ CIF @ prime rate for 30 days.

	Koring/Wheat	Gars/Barley:
Kaapstad /	216.77	216.77
Durban:	204.95	204.95

e Aflaaikoste / Discharging cost (R/ton):  
 Bron / Source: MainportAfrica Shipping

f Ingesluit: Kaaigelde, hantering, kaaibesig, agente/dokumentasie, logistiek & opnames (inspeksie van skeepsvrag).  
 Included: Wharfage, handling, wharf supervision, agent/documentation, logistic & survey (inspection of shipload).  
 Uitgesluit: Gesondheidsinspeksie-, skeepagentskapfooi, strooktoetsingsfooi vir GMO, opbergingskoste asook BTW en invoerbelasting.  
 Excluded: Health inspection fee, Ship agency fee, strip testing fees for GMO, storage costs as well as VAT and import duty.  
 N.B: Slegs 'n aanduiding, aangesien koste van opname beding kan word / N.B: Indication only, as cost of survey can be negotiated.

g Invoertarif / Import Tariff:  
 Koring/Wheat = Vry/Free  
 Gars/Barley = Vry/Free

h Neem asb. kennis van verandering in Spoornet se standaard spoorvrag op 1 April 2021 soos volg:  
 Kaapstad na Paarl R96.81 en Durban na Randfontein R239.70. Geldig tot 30 Sep 2021, daarna 4.1% styging tot 31 Mrt 2022.  
 Please note the change on 1 April 2021, in Spoornet's standard railage cost as follows:  
 Cape Town to Paarl R96.81 and Durban to Randfontein R239.70. Valid until 30 Sep 2021, thereafter 4.1% increase until 31 Mar 2022.

10. IMPORT PARITY PRICES – OIL SEEDS (b)(c)(f)(g)

10. INVOERPARITEITPRYSE - OLIESADE (b)(c)(f)(g)

INVOERPARITEITPRYSE VAN OLIESADE (BTW UITGESLT) SOOS OP		2021/09/21								IMPORT PARITY PRICES OF OIL SEEDS (VAT EXCL) AS ON	
ITEM	Nota/ Note	Sojabone/ Soybeans	Sojabone/ Soybeans	Sojabone/ Soybeans	Sonneblom/ Sunflower	Sonneblom/ Sunflower	Canola	Grondbone/ Groundnuts	Grondbone/ Groundnuts	ITEM	
		VSA/ USA	Argentynse/ Argentine	Brazilië/ Brazil	EU Franse/ France/ French	Swart See / Black Sea	Kanadese/ Canadian	Argentynse/ Argentine	VSA/ USA		
		Golf/Gulf	Up River	Paranagua	Bordeaux		Vancouver	Raw Runners 40/50	Raw Runners 40/50		
		\$/t	\$/t	\$/t	\$/t		\$/t	\$/t	\$/t		
Internasionale VAB pryse	a	534.00	544.00	556.00	651.00	600.00	744.00	1520.00	1452.00	International FOB prices	
Vraggeld	b	48.00	51.00	42.00	43.00	53.00	52.00	80.00	48.00	Freight Rates	
Assuransie (0.3% van VAB)		1.60	1.63	1.67	1.95	1.80	2.23	4.56	4.36	Insurance (0.3% of FOB)	
1 KOSTE, ASSURANSIE EN VRAG (KAV) \$/t		583.60	596.63	599.67	695.95	654.80	798.23	1604.56	1504.36	1 COST, INSURANCE AND FREIGHT (CIF) \$/t	
Omskakeel na R/t										Converted to R/t	
R/\$ Wisselkoers op: 2021/09/21	c	14.7524	14.7524	14.7524	14.7524	14.7524	14.7524	14.7524	14.7524	R/\$ Exchange rate on: 2021/09/21	
2 KOSTE, ASSURANSIE EN VRAG (KAV) R/t		8609.50	8801.72	8846.57	10266.93	9659.87	11775.81	23671.11	22192.92	2 COST, INSURANCE AND FREIGHT (CIF) R/t	
Finansieringskoste	d	49.53	50.64	50.90	59.07	55.58	67.75	136.19	127.69	Financing cost	
3 KOSTE, ASSURANSIE, VRAG EN FINANSIERING R/t		8659.03	8852.36	8897.47	10326.00	9715.45	11843.56	23807.30	22320.61	3 COST, INSURANCE, FREIGHT AND FINANCING R/t	
Aflaaiikoste: Durban	e, f	204.95	204.95	204.95	219.95	219.95	204.95	612.23	612.23	Discharging cost Durban	
Invoertarif:	g	630.22	642.02	656.19	0.00	0.00	1097.58	2242.36	2142.05	Import Tariff:	
4 VRY OP SPOOR (VOS) R/t Durban		9494.20	9699.33	9758.61	10545.95	9935.40	13146.09	26661.89	25074.89	4 FREE ON RAIL (FOR) R/t Durban	
Spoorvragkoste	h									Railage cost	
- Durban na Randfontein		239.70	239.70	239.70	239.70	239.70	239.70	-	-	- Durban to Randfontein	
5 GELEWER:										5 DELIVERED:	
- Durban na Randfontein R/ton		9733.90	9939.03	9998.31	10785.65	10175.10	13385.79	-	-	- Durban to Randfontein R/ton	

Notas/Notes:

a Bron van pryse en vraggeld / Source of prices and freight rates : IGC (GMI), Geogalos Peanut World & Oilworld

Termyn / Term	US\$/ton (VAB/FOB)	Vraggeld/Freight Rate:	US\$/ton
Sojabone/Soybeans: VSA/USA (Golf/Gulf)	534.00	US Golf / Gulf	48.00
Sojabone/Soybeans: Argentinië/Argentina (Up River)	544.00	Argentinië / Argentina	51.00
Sojabone/Soybeans: Brazilië/Brazil (Paranagua)	556.00	Brazilië/Brazil (Santos)	42.00
Sonneblom/Sunflower: EU Frankryk/France (Bordeaux)	651.00	EU (Rouen)	43.00
Sonneblom/Sunflower: Swart See/Black Sea	600.00	Kanada/Canada (St Lawrence)	52.00
Canola: Kanada/Canada (Vancouver)	744.00	Rusland / Russia (Novorossiysk)	53.00
Grondbone/Groundnuts: Argentinië/Argentina (Raw Runner 40/50)	1520.00	Grondbone/Groundnuts (ARG)	80.00
Grondbone/Groundnuts: VSA/USA (Runners 40/50)	1452.00		

b Vraggeld: bereken vir vragte van +/- 20 000 - 30 000t / Freight rates: calculated for freights of +/- 20 000 - 30 000t

c Reserwebank / Reservebank

d Finansieringskoste: 30 000t @ KAV @ primakoers vir 30 dae. Bron/Source: SARB 7.00% 2020/07/24  
Financing cost: 30 000t @ CIF @ prime rate for 30 days.

e Aflaaiikoste / Discharging costs (R/ton):

	Sojabone/ Soybeans	Sonneblom/ Sunflower	Canola	Grondbone/ Groundnuts
Durban:	204.95	219.95	204.95	612.23

f Aflaaiikoste / Discharging fees:

Ingesluit: Kaaigelde, hantering, kaaibesig, agente/dokumentasie, logistiek & opnames (inspeksie van skeepsvrag) / Included: Wharfage, handling, wharf supervision, agent/documentation, logistic & survey (inspection of shipload).

Uitgesluit: Gesondheidsinspeksie-, skeepagentskapfooi, strookbetsingsfooi vir GMO, obergingskoste asook BTW en invoerbelasting / Excluded: Health inspection fee, Ship agency fee, strip testing fees for GMO, storage costs as well as VAT and import duty.

N.B: Slegs 'n aanduiding, aangesien koste van opname beding kan word / N.B: Indication only, as cost of survey can be negotiated.

g Invoertarif / Import Tariff:  
Sojabone/Soybeans = 8% op VAB / on FOB  
Sonneblom/Sunflower = Vry / Free  
Canola = 10% op VAB / on FOB  
Grondbone/Groundnuts = 10% op VAB / on FOB

h Neem asb. kennis van die verandering in Spoorwet se standaard spoorvrag op 1 April 2021, na R239.70. Geldig tot 30 Sep 2021, daarna 4.1% styging tot 31 Mrt 2022.  
Please note the change on 1 April 2021 in Spoorwet's standard railage cost to R239.70. Valid until 30 Sep 2021, thereafter a 4.1% increase until 31 Mar 2022.

i Kwotasies is k.a.v. pryse. VAB pryse dus berekende pryse (kav minus vraggeld) / Quotes are c.i.f. prices. FOB prices are therefore calculated prices (cif minus freight rates).



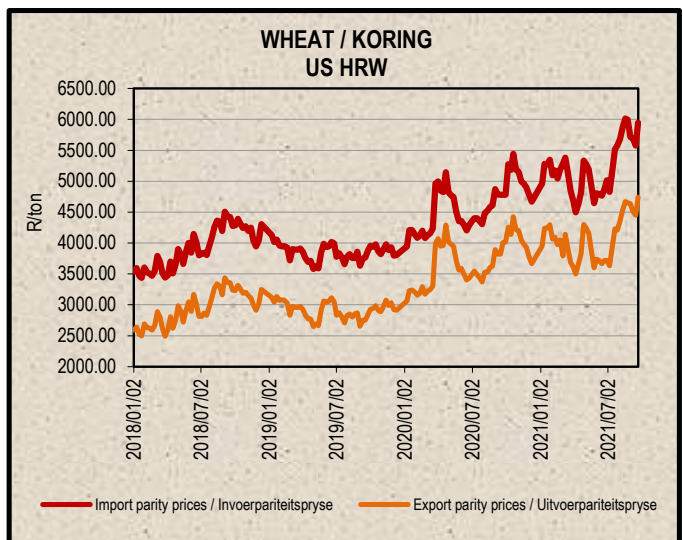
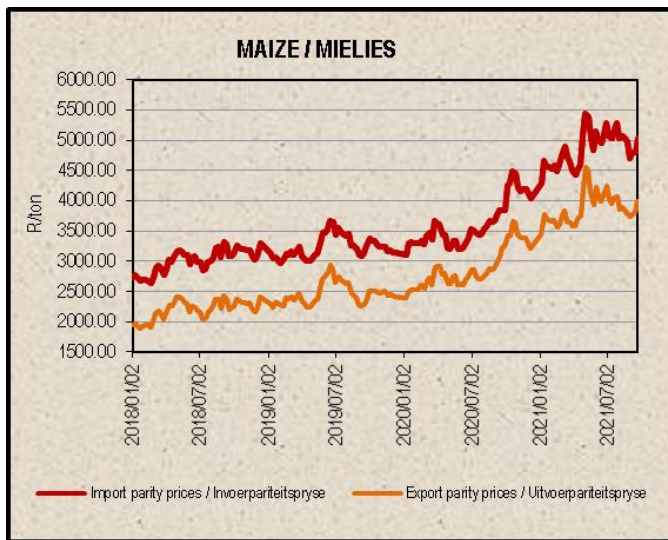
11. EXPORT PARITY PRICES (b)(c)

11. UITVOERPARITEITPRYSE (b)(c)

INDICATIVE EXPORT PARITY PRICES AS ON	2021/09/21				AANDUIDENDE UITVOERPARITEITSPRYSE SOOS OP
	US No3Y Maize/ Mielies Gulf/Golf (b)	US HRW Wheat/Koring Gulf/Golf (b)	US DNS 14% Wheat/Koring PNW (b)	Argentine Raw Runner 40/50 Groundnuts/ Grondbone (f)	
This is <b>only an example</b> of how an export parity price can be calculated - it can vary according to need	Oct/Okt 2021	Oct/Okt 2021	Oct/Okt 2021	Oct/Okt 2021	Hierdie is <b>slegs 'n voorbeeld</b> van hoe 'n uitvoerpariteitsprys bereken kan word - dit kan varieer volgens behoefte
FOB Gulf value (\$/t)	276.00	338.00	400.00	1520.00	VAB Golfwaarde (\$/t)
Difference in quality and locality of SA <sup>1</sup> Maize: Plus US\$10 (\$/t) Groundnuts: Less 3,5% of fob value	\$10.00			96,5%	<sup>1</sup> Kwaliteits- en liggingsverskil van SA Mielies: Plus VS\$10 (\$/t) Grondbone: Min 3,5% van vab waarde
SA fob price (\$/t)	286.00	338.00	400.00	1466.80	SA vab prys (\$/t)
Exchange rate (1\$=: (2021/09/21) <sup>2</sup>	14.7524	14.7524	14.7524	14.7524	<sup>2</sup> Wisselkoers (1\$=: (2021/09/21)
FOB Gulf value (R/t)	4219.19	4986.31	5900.96	21638.82	VAB Golfwaarde (R/t)
<b>Marketing costs:</b>					<b>Bemerkings koste:</b>
Financing (Prime rate 7.00% - 30 days) (R/t)	24.27	28.69	33.95	124.50	Finansieringskoste (Primakoers 7.00% - 30 dae) (R/t)
Railage: <sup>3</sup> Randfontein – Durban harbour	239.70	239.70	239.70	-	<sup>3</sup> Spoorvrag: Randfontein – Durbanhawe
Loading costs: (R/t) <sup>4</sup> Durban Harbour (Mainly spout method)	211.35	214.95	214.95	580.08	<sup>4</sup> Oplaaikoste: (R/t) Durbanhawe (Hoofsaaklik tregter metode)
<b>EXPORT REALISATION (R/t):</b>					<b>UITVOER REALISASIE (R/t):</b>
<b>Randfontein</b>	<b>3743.87</b>	<b>4502.97</b>	<b>5412.36</b>	<b>20934.24</b>	<b>Randfontein</b>

Difference in quality and locality of SA	1	Kwaliteits- en liggingsverskil van SA
As from 14 June 2012, the discount/rebate will no longer be used to calculate Reserve Bank	2	Vanaf 14 Junie 2012 sal die diskonto/premie nie meer gebruik word by die Reserwebank
Railage costs:	3	Spoorvrag koste:
Loading costs, received from Mainport Africa Shipping:	4	Oplaaikoste, ontvang van Mainport Africa Shipping:
Included: Cargo dues, handling, wharf supervision, agency/documentation,		Ingesluit: Kaaigelde, hantering, kaaitoesig, agente/dokumentasie, logistiek &



## 12. WEATHER

For local weather, please follow the link below:

<https://www.accuweather.com/en/za/south-africa-weather>

## 12. WEER

Vir plaaslike weer, volg asseblief die onderstaande skakel:

<https://www.accuweather.com/en/za/south-africa-weather>

### **Sources / Bronne:**

(a) = Safex; (b) = International Grains Council; (c) = SARB;

(d) = CBOT; (e) = KCBT; (f) = Oil World; (g) = Georgalos Peanut World.

\* Formula according to ITAC (International Trade Administration Commission of South Africa)/  
Formule volgens ITAC (International Trade Administration Commission of South Africa)

Nico Hawkins

General Manager / Hoofbestuurder

**Indemnity/Vrywaring:** Although everything has been done to ensure the accuracy of the information, neither SAGIS nor any of its directors or employees takes any responsibility for actions or losses that might occur as a result of the usage of this information. / Alhoewel alles gedoen is om te verseker dat die inligting korrek is, aanvaar nie SAGIS of enige van sy direkteure of werknemers verantwoordelikheid vir enige aksies of verliese as gevolg van die inligting wat gebruik is nie.