



# Fresh produce market trends

Retail and Business Banking



## Stability maintained on volume and price

With a 9.5% increase in weekly cabbage volumes, the price has dropped by 15.5%. Carrot volumes, in turn, was lower with prices easing slightly, which is still a symptom of weak demand. Onion volumes dropped by 26% and maintain good quality. This resulted in a price increase of 8.3% across the five main markets. Potato prices dropped as high volumes from Limpopo are entering the market. Large, large/medium potatoes sold for an average of R80 per 10 kg. Quality of the potatoes are good with only a small, estimated percentage of around 10% with quality issues due to the heat experienced over the past week. Consumer demand was not strong but expected to pick up towards month end. Tomatoes sold at R10 per kg with good quality being recorded at the Johannesburg market. Some tomatoes were also noted as being of poor quality due to the warmer weather. Demand was reported as firm but eased toward the end of the week. Cocktail tomatoes sold between R80 to R90 per kg.

Retail and Business Banking  
AgriBusiness  
18 October 2021

**Abrie Rautenbach**  
+27 11 350 3327  
Abrie.Rautenbach@absa.africa

**Olga de Freitas**  
+27 11 846 1569  
Olga.defreitas@absa.africa

<https://www.absa.co.za/business/sector-solutions/agribusiness/agri-smart-insights/>

Accessor

# Fresh Produce Market Report

## Cabbage: Market Trends

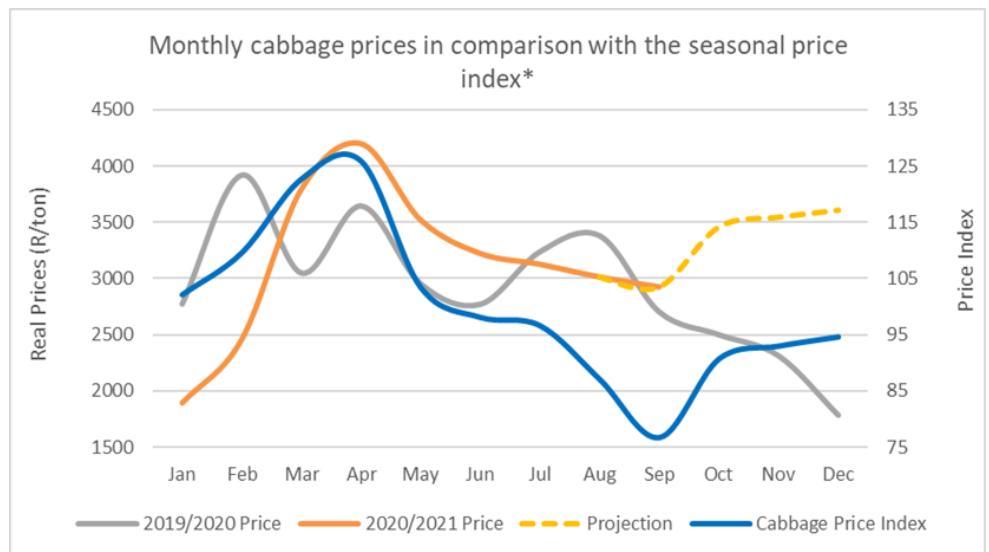
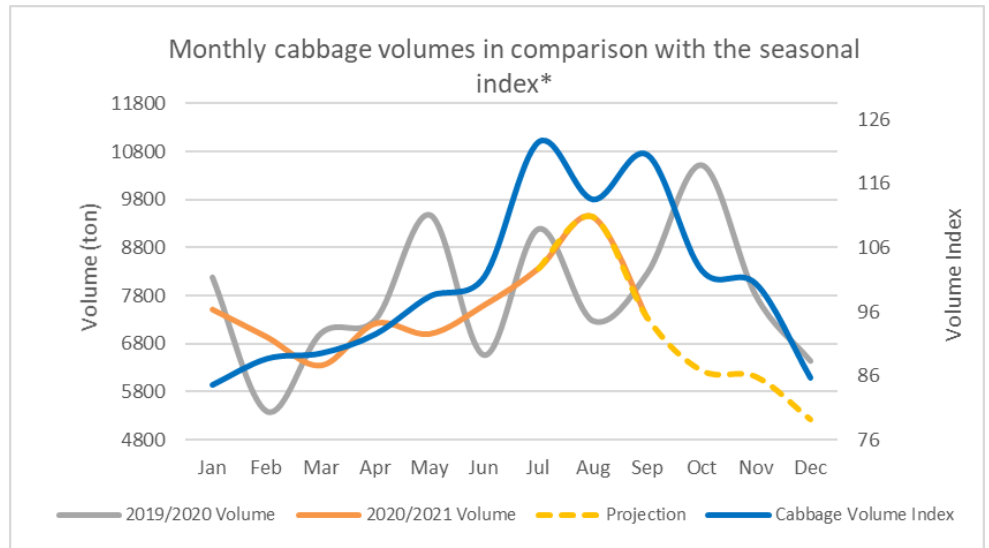
The cabbage volume increased by 9.5% this week, compared to the previous weeks increase of 6.8%. This week's month on month volume increased by 17.1%, in comparison to the previous weeks decrease of 13.7%. The price this week dropped by 14.5% against the previous weeks decrease of 11.7%. The year-on-year price this week decreased by a strong 44.6%, compared to the previous weeks decrease of 34.3%.

### Local Market

#### Weekly Cabbage Volumes and Prices

	Volume (ton)	Price (R/ton)
Week ended 15 October	2,232	R1,360
w/w	9.5%	-14.5%
m/m	17.1%	-12.5%
y/y	19.4%	-44.6%

### Outlook



\*Jan 2000 - Oct 2021

## Carrot: Market Trends

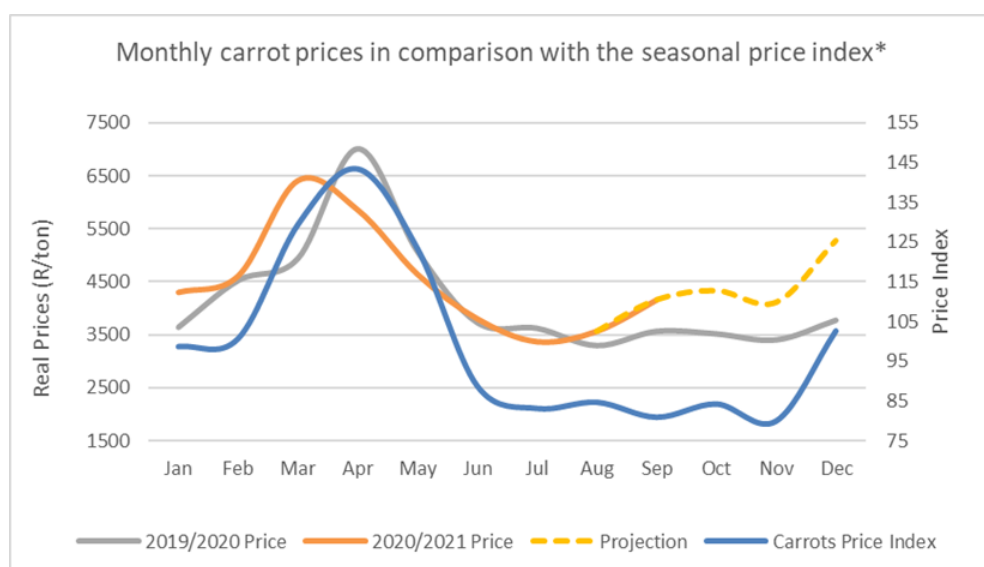
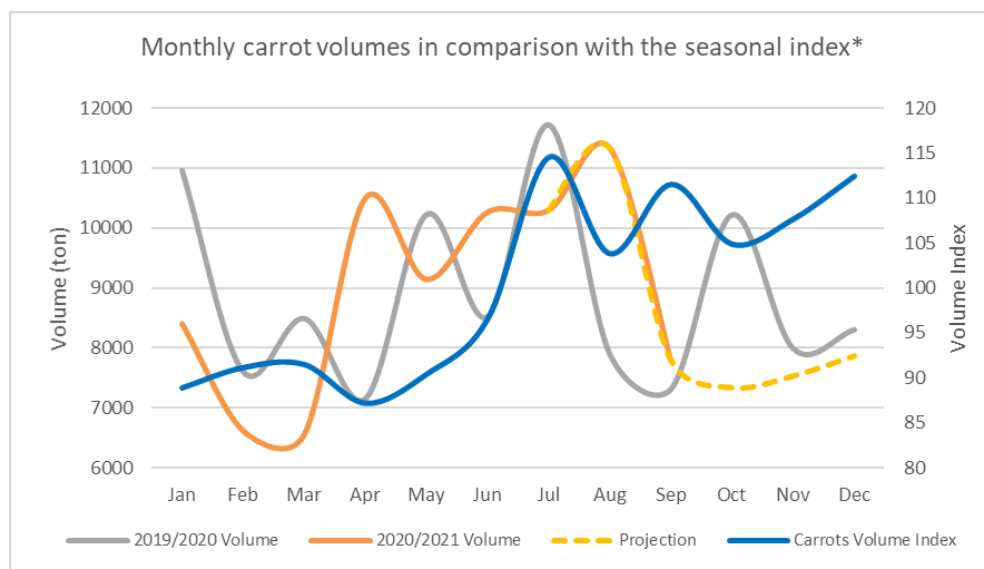
The carrot volume this week dropped by 6%, compared to the previous weeks very slight drop of 0.4%. This week's year on year volume increased by 32.1% in comparison to the previous weeks increase of 42.6%. The price this week decreased by a low 4.7%, against the previous weeks low increase of 5.2%. This week's year on year price decreased by 35.1% compared to the previous weeks strong decrease of 43.5%.

### Local Market

#### Weekly Carrot Volumes and Prices

	Volume (ton)	Price (R/ton)
Week ended 15 October	2,339	R2,302
w/w	-6.0%	-4.7%
m/m	10.9%	-2.6%
y/y	32.1%	-35.1%

### Outlook



\*Jan 2000 - Oct 2021

## Onion: Market Trends

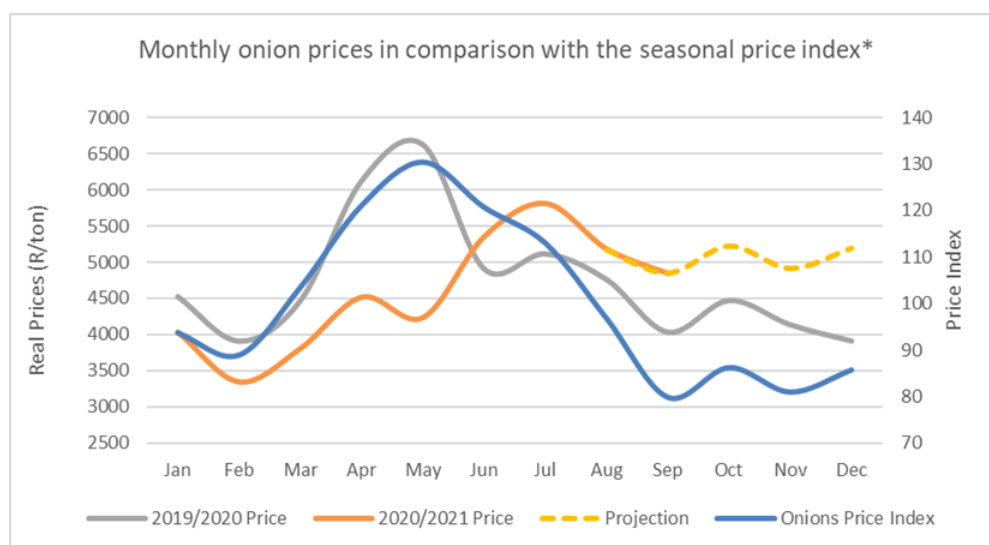
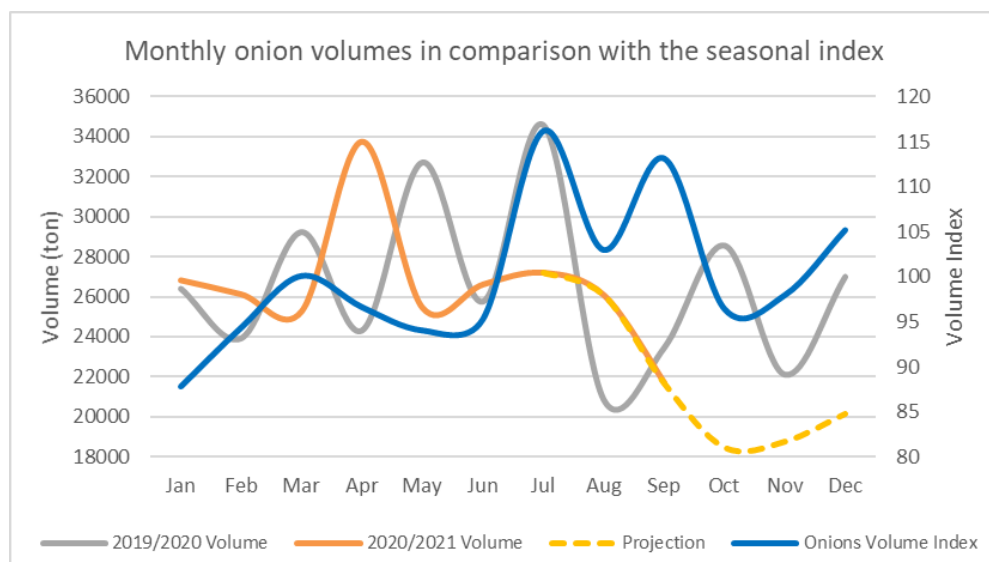
The onion volume this week dropped by 25.6% compared to the previous weeks very low 2.5% increase. This week's year on year volume increased by 10.7% in comparison to the previous weeks low 4.5% increase. The price this week increased by 8.3% against the previous weeks very slight decrease of 1.6%. This week's year on year price dropped by a strong 40.1% compared to the previous weeks drop of 36.3%.

### Local Market

#### Weekly Onion Volumes and Prices

	Volume (ton)	Price (/ton)
Week ended 15 October	5,427	R2,730
w/w	-25.6%	8.3%
m/m	-0.5%	-5.2%
y/y	10.7%	-40.1%

### Outlook



\*Jan 2000 - Oct 2021

## Potato: Market Trends

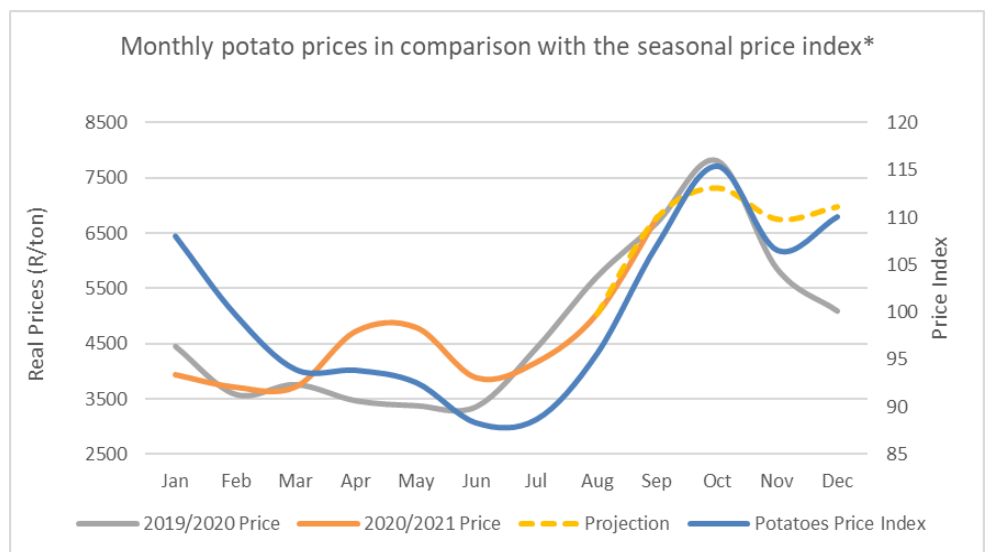
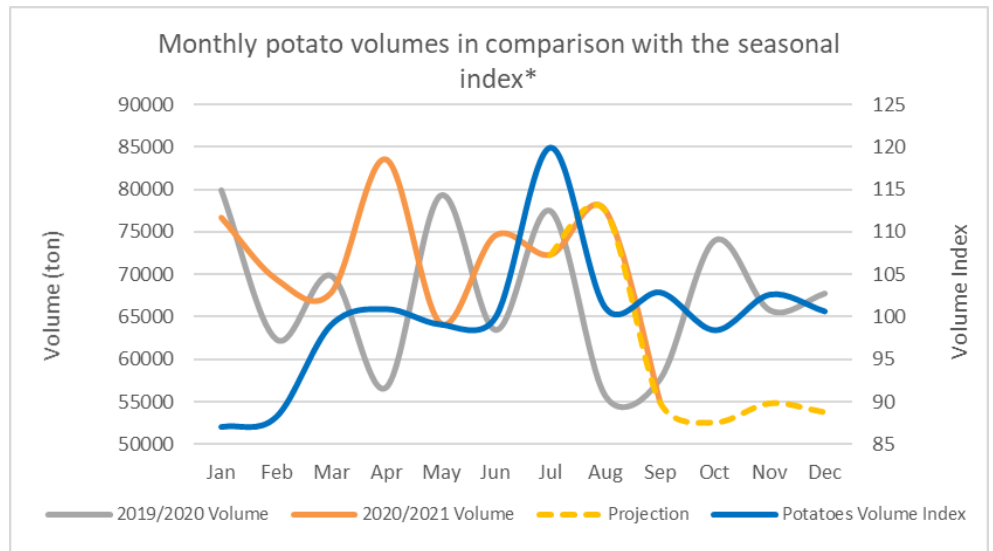
The potato volumes have decreased by 15% compared to the previous weeks increase of 21%. The month-on-month volume this week increased by 11.1%, against the previous weeks very low decrease of 1.8%. The price this week decreased by 9.8% in comparison to the previous weeks decrease of 8.4%. The month-on-month price this week decreased by a low 4.6% compared to the previous weeks increase of 17.2%.

### Local Market

#### Weekly Potato Volumes and Prices

	Volume (ton)	Price (R/ton)
Week ended 15 October	12,034	R7,896
w/w	-15.0%	-9.8%
m/m	11.1%	-4.6%
y/y	-2.1%	-7.4%

### Outlook



\*Jan 2000 - Oct 2021

## Tomato: Market Trends

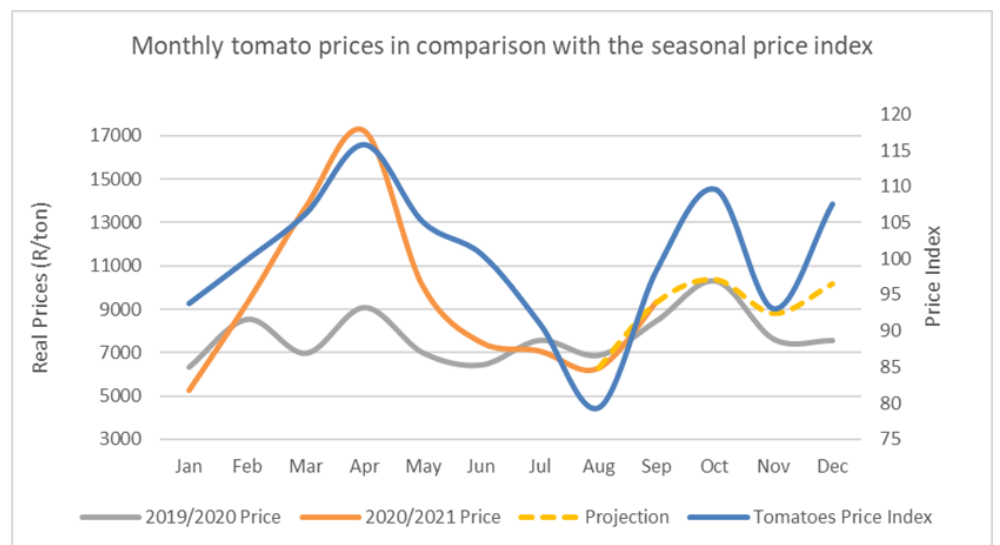
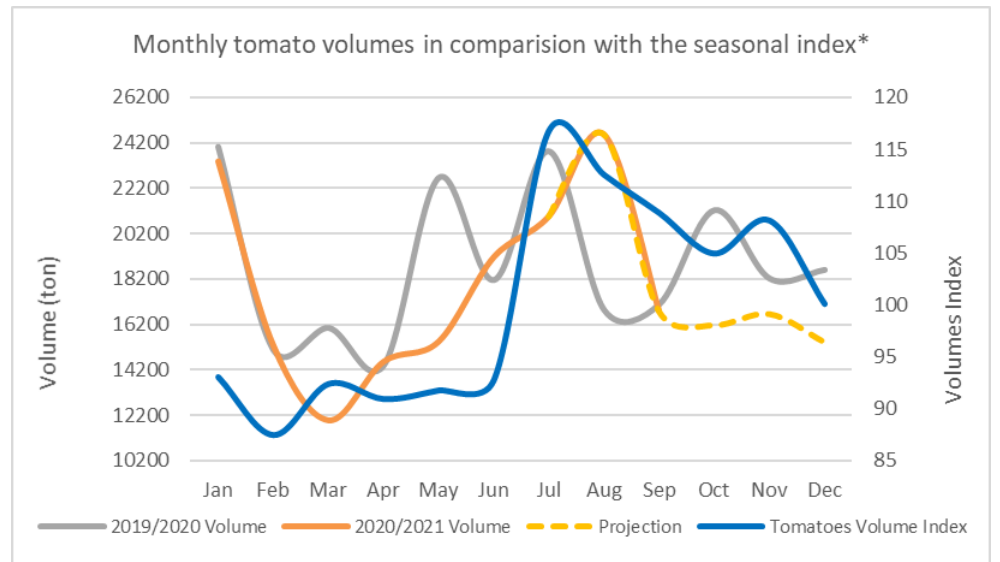
The tomato volume this week increased by a low 3.9% compared to the previous weeks increase of 19.4%. The year-on-year volume this week increased by a strong 51% in comparison to the previous weeks increase of 22.2%. The price this week decreased by 26.7% against the previous weeks increase of 7.7%. The year-on-year price this week decreased by 35.4% compared to the previous weeks very low decrease of 0.7%.

### Local Market

#### Weekly Tomato Volumes and Prices

	Volume (ton)	Price (R/ton)
Week ended 15 October	4,676	R7,733
w/w	3.9%	-26.7%
m/m	-7.0%	48.5%
y/y	51.0%	-35.4%

### Outlook



\*Jan 2000 - Oct 2021