



Fresh produce market trends

Retail and Business Banking



In between season causing volume drop

The cabbage price has increased on the back of lower volumes due to seasons in certain regions having concluded their season whilst other have not yet started. Quality for the past week has reportedly been good and prices ranged between R60 to R65 per bag or R10 a head. Lower volumes of carrots have entered the Pretoria market, but supply is still strong. Broken carrots sold between R10 to R15 per 10kg whilst large carrots sold at R30 for 10 kg of good quality. Potato supply was strong, with large/mediums potatoes selling at between R50 and R60 for a 10kg bag. Increased volumes have led to significant downward pressure on prices trading at more than 30% lower than a month ago. The larger size potatoes sold at approximately R60 per 10 kg bag with quality being reported as good. Baby potatoes sold between R22 and R25 for a 10kg. Onion volumes are still strong and sold for R25 per 10kg bags with most quality being good. Tomatoes sold at approximately R8 to R12 per kg with excellent quality being reported. Cocktail tomatoes sold between R60 to R100 per kg.

Retail and Business Banking
AgriBusiness
25 October 2021

Abrie Rautenbach
+27 11 350 3327
Abrie.Rautenbach@absa.africa

Olga de Freitas
+27 11 846 1569
Olga.defreitas@absa.africa

<https://www.absa.co.za/business/sector-solutions/agribusiness/agri-smart-insights/>

Accessor

Fresh Produce Market Report

Cabbage: Market Trends

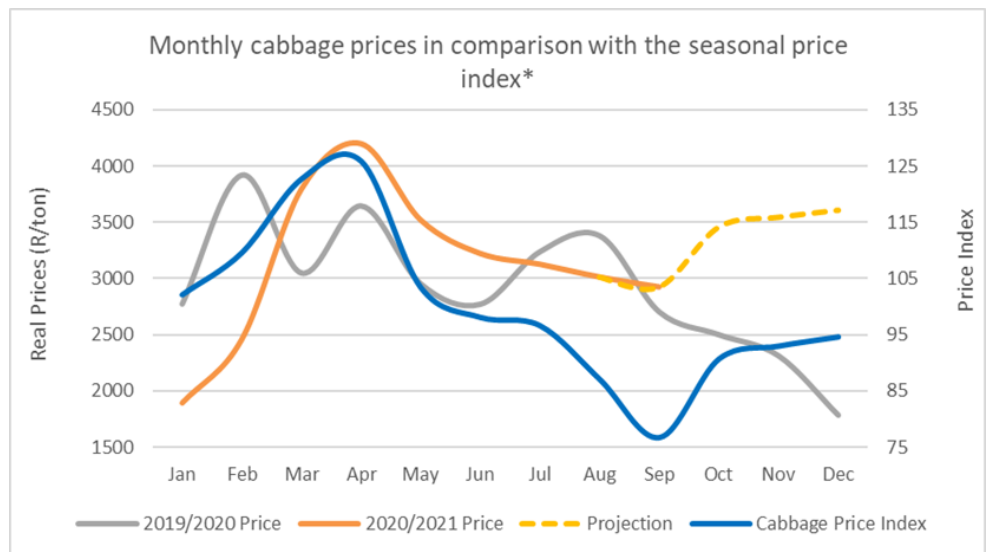
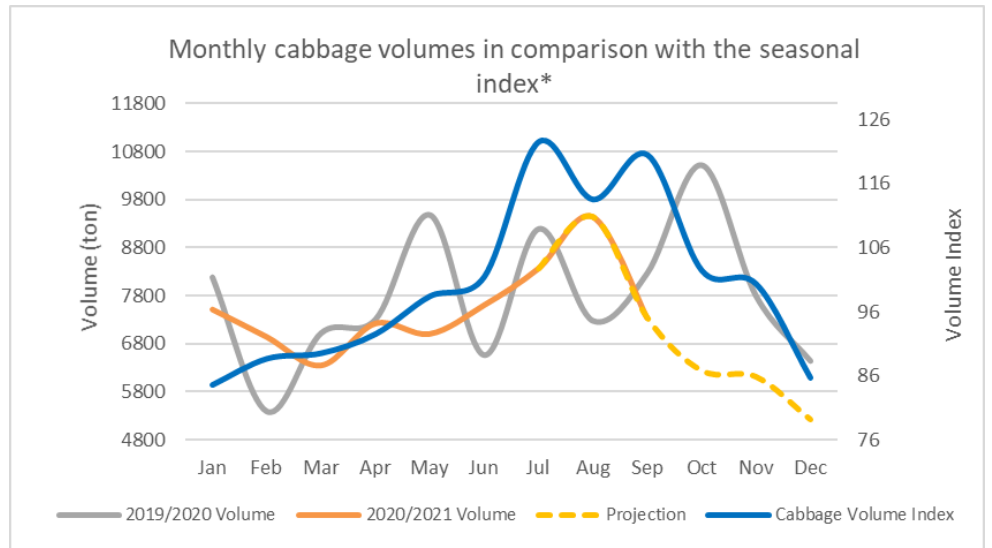
The cabbage volumes have dropped by 18.1% this week, against the previous weeks increase of 9.5%. This week's month on month volume has dropped very slightly by 1.6% compared to the previous weeks increase of 17.1%. The price this week increased strongly by 48% in comparison to the previous weeks decrease of 14.5%. The month-on-month price this week increased by 26.3% compared to the previous weeks decrease of 12.5%.

Local Market

Weekly Cabbage Volumes and Prices

	Volume (ton)	Price (R/ton)
Week ended 22 October	1,828	R2,012
w/w	-18.1%	47.9%
m/m	-1.6%	26.3%
y/y	-11.6%	-12.7%

Outlook



*Jan 2000 - Oct 2021

Carrot: Market Trends

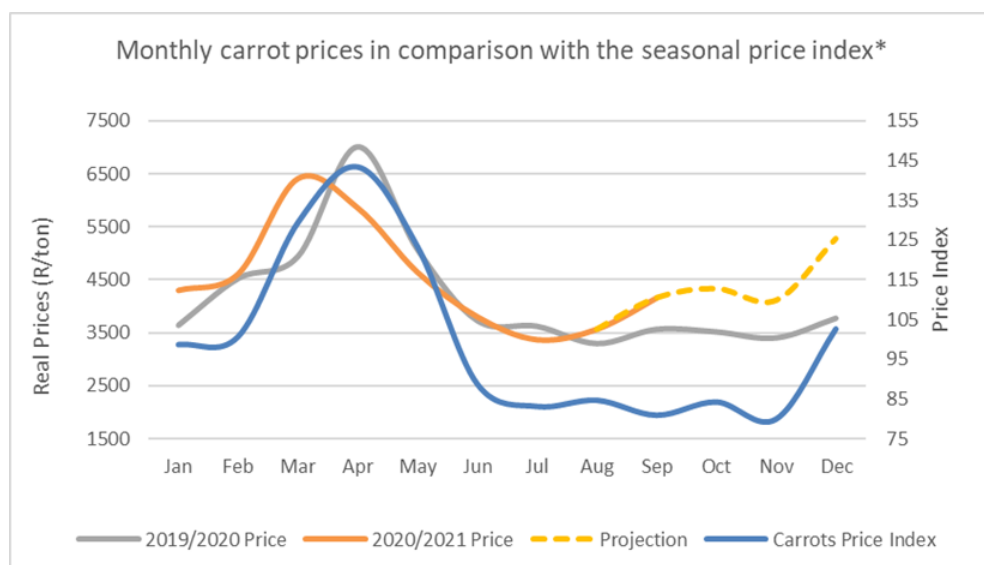
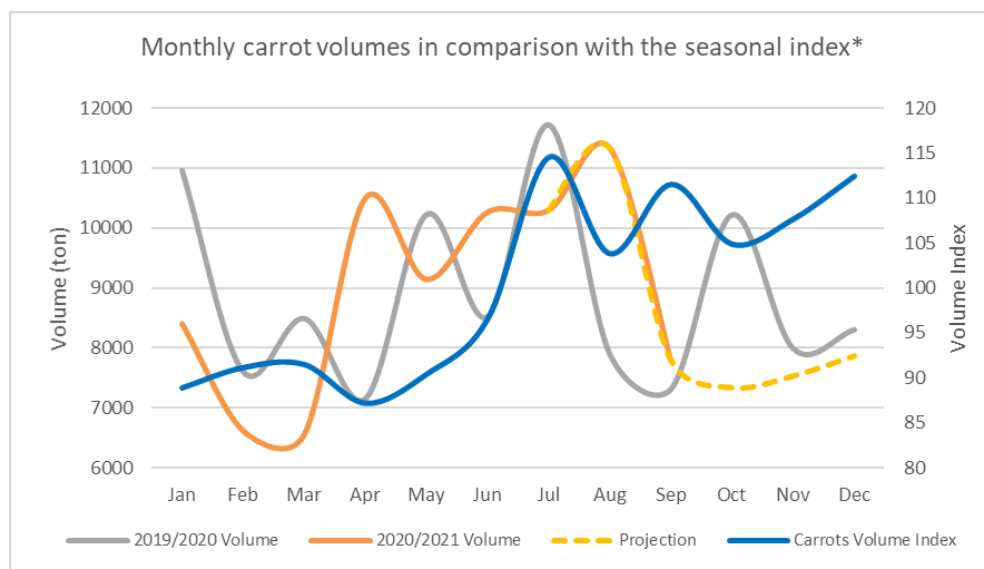
The volume this week increased by 6.2% compared to the previous weeks decrease of 6%. The month-on-month volume this week increased by 14% against the previous weeks increase of 11%. The price this week decreased by 15.2% in comparison to the previous weeks decrease of 4.7%. The weeks year on year price has dropped by 33.2% compared to the previous weeks decrease of 35.1%.

Local Market

Weekly Carrot Volumes and Prices

	Volume (ton)	Price (R/ton)
Week ended 22 October	2,483	R1,951
w/w	6.2%	-15.2%
m/m	13.9%	-15.4%
y/y	15.7%	-33.2%

Outlook



*Jan 2000 - Oct 2021

Onion: Market Trends

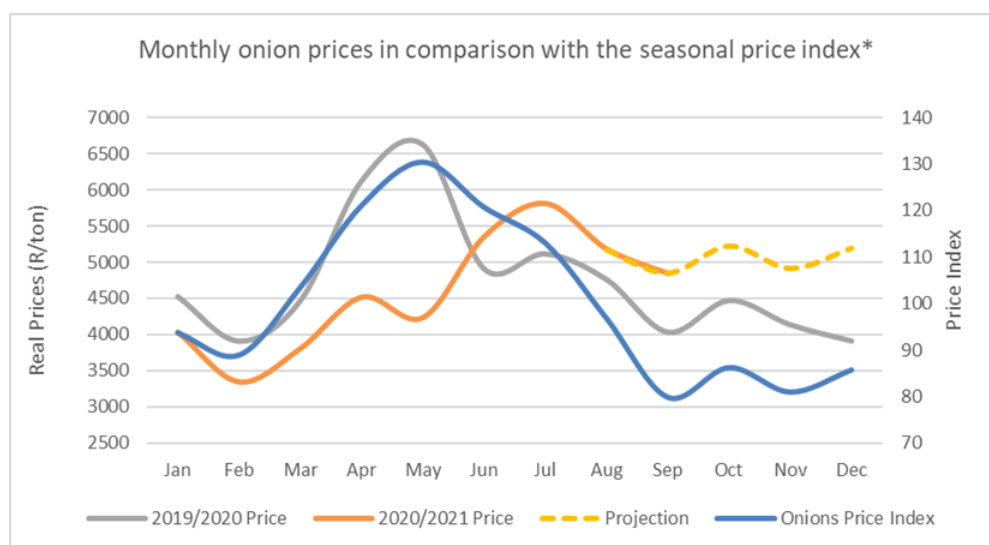
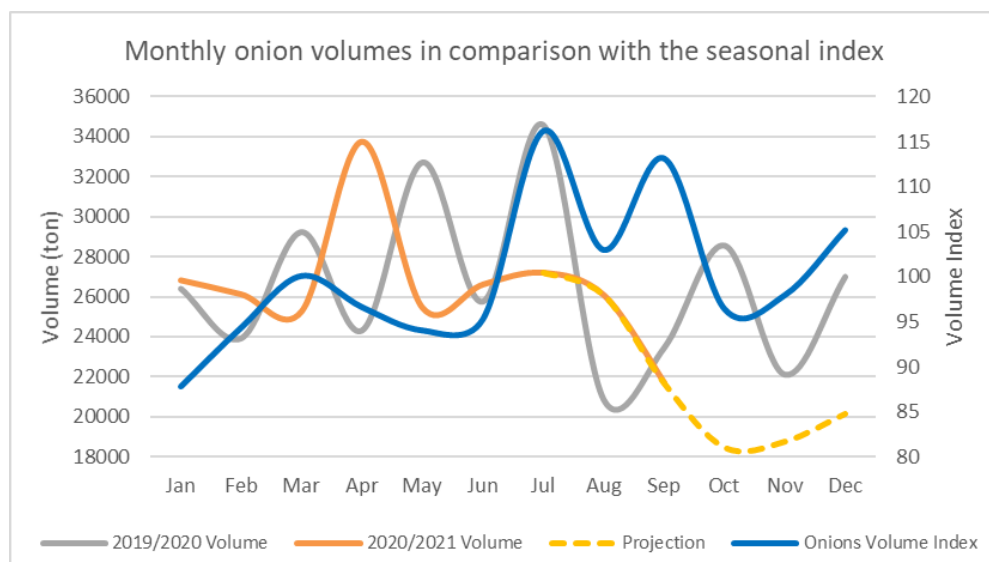
The onion volume this week increased by 6% compared to the previous weeks decrease of 25.6%. The month-on-month volume this week increased by a slight 2.1%, in comparison to the previous weeks very slight decrease of 0.5%. The price this week increased very slightly by 1%, against the previous weeks increase of 8.3%. The year-on-year price this week dropped by 40.1%, compared to the previous weeks decrease of 40.1%.

Local Market

Weekly Onion Volumes and Prices

	Volume (ton)	Price (/ton)
Week ended 22 October	5,745	R2,754
w/w	5.9%	0.9%
m/m	2.1%	0.2%
y/y	22.7%	-40.1%

Outlook



*Jan 2000 - Oct 2021

Potato: Market Trends

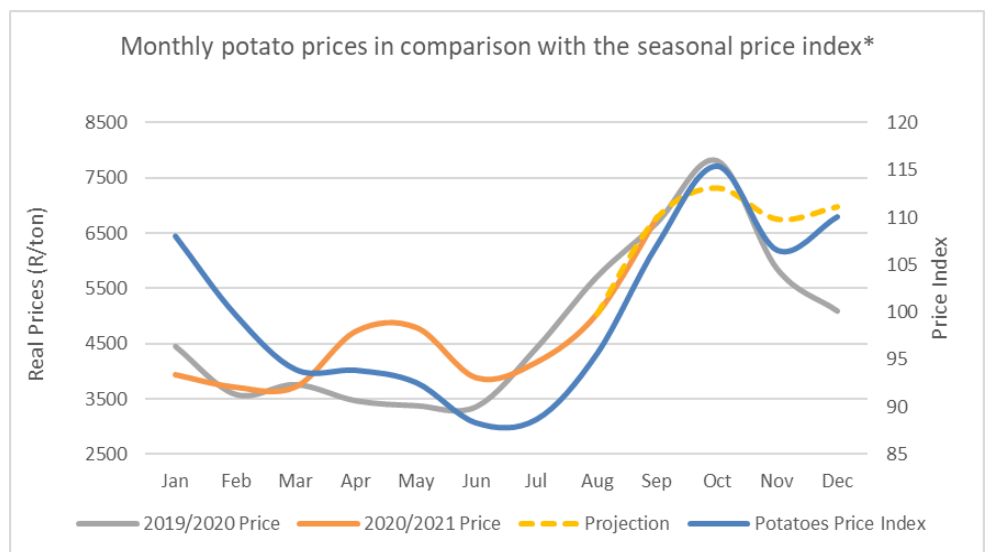
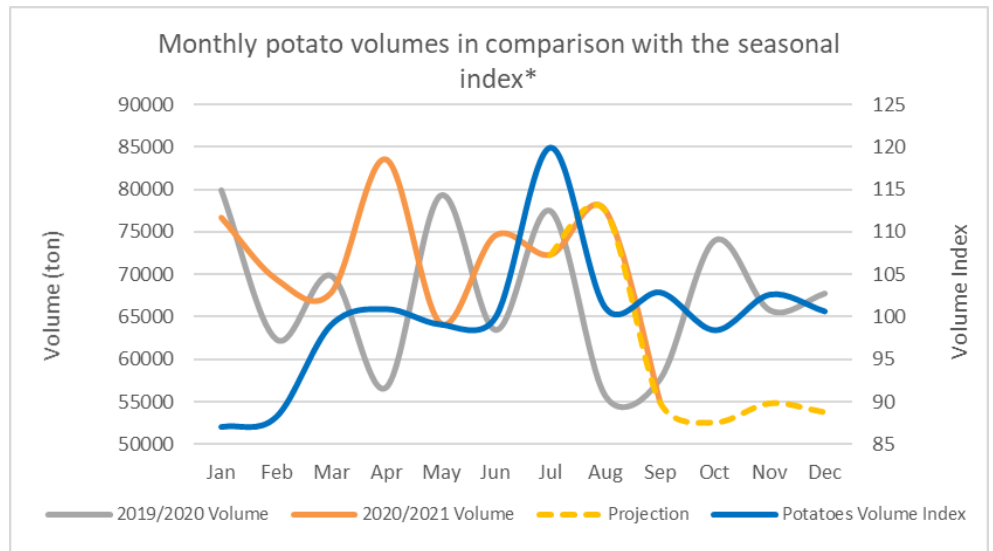
The volume this week increased by 16.5% compared to the previous weeks decrease of 15%. This week's month on month volume increased by 40.3% against the previous weeks increase of 11.1%. The price this week dropped by 24% in comparison to the previous weeks decrease of 9.8%. This week's month on month price decreased by 30.5% compared to the previous weeks decrease of 4.6%.

Local Market

Weekly Potato Volumes and Prices

	Volume (ton)	Price (R/ton)
Week ended 22 October	14,016	R6,004
w/w	16.5%	-24.0%
m/m	40.3%	-30.5%
y/y	-4.6%	-15.9%

Outlook



*Jan 2000 - Oct 2021

Tomato: Market Trends

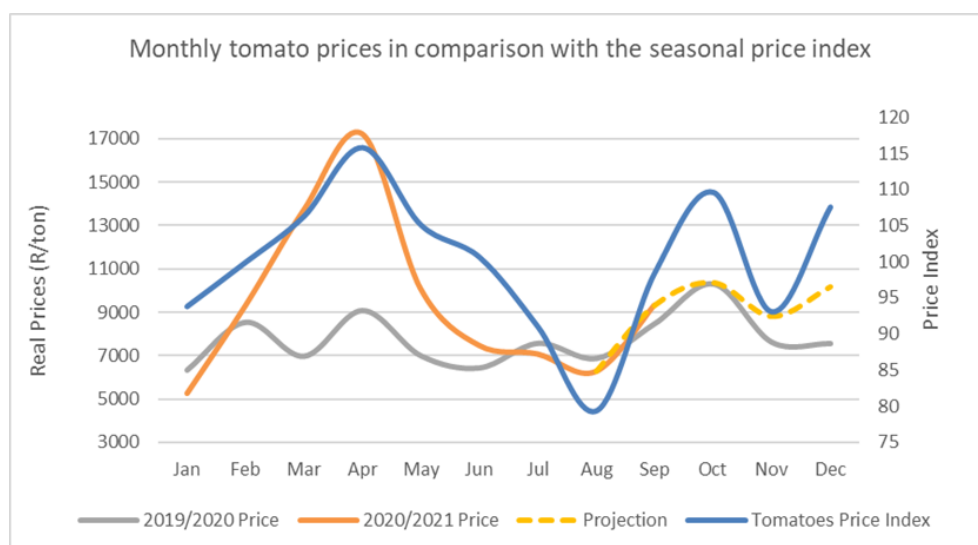
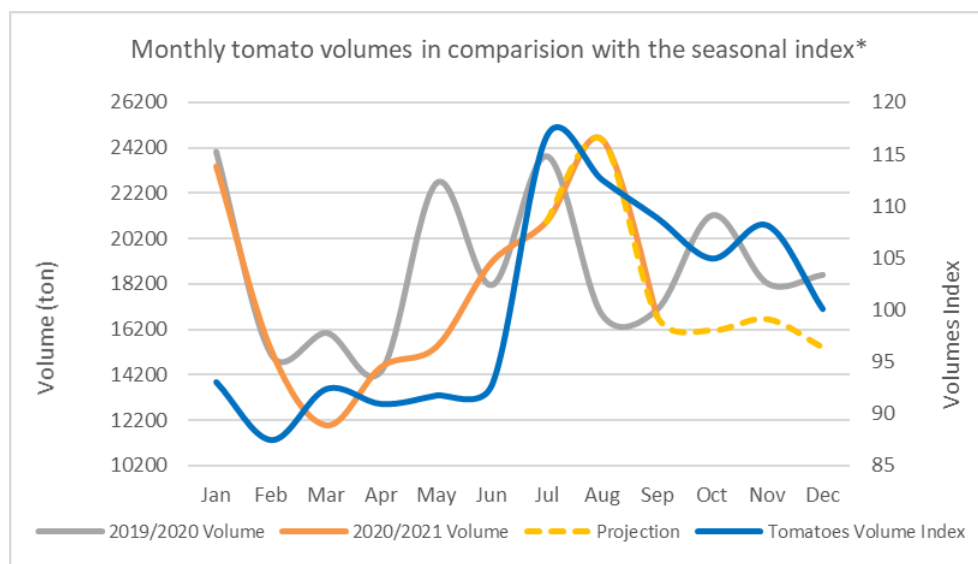
This week's volume increased slightly by 2.6% compared to the previous weeks increase of 4%. This week's year on year volume has increased by 24% against a very high increase the previous week of 51%. The price this week increased slightly by 3.7% in comparison to the previous weeks decrease of 26.7%. This week's year on year price decreased by 25.3% against the previous weeks decrease of 35.4%.

Local Market

Weekly Tomato Volumes and Prices

	Volume (ton)	Price (R/ton)
Week ended 22 October	4,797	R8,022
w/w	2.6%	3.7%
m/m	11.0%	20.2%
y/y	23.9%	-25.3%

Outlook



*Jan 2000 - Oct 2021