

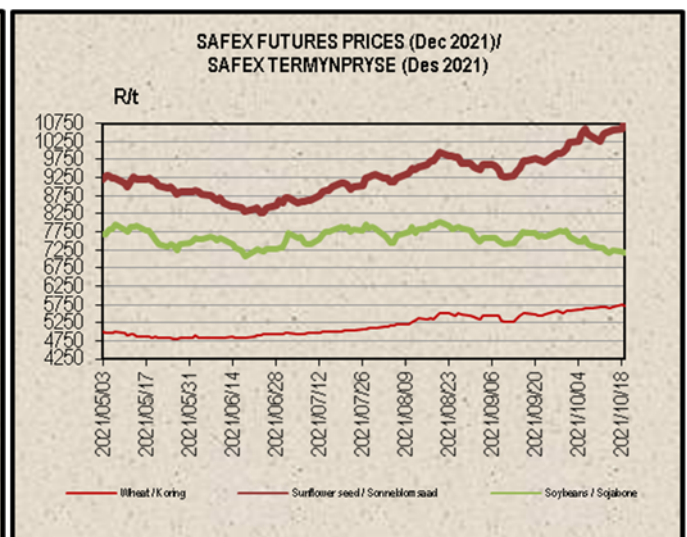
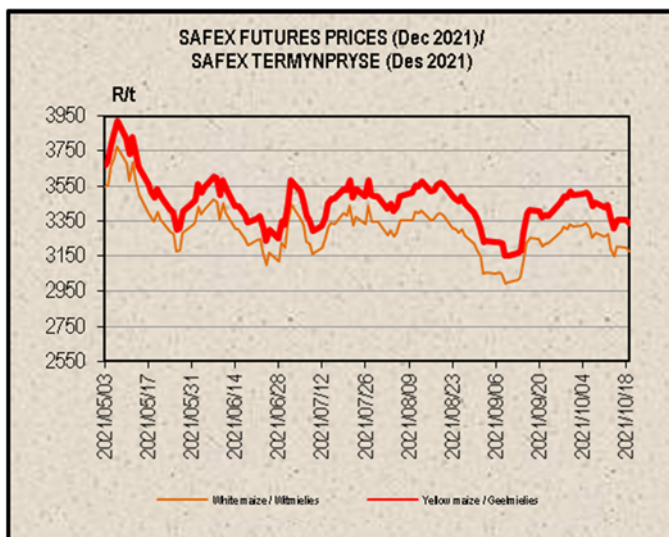
SAGIS WEEKLY BULLETIN / SAGIS WEEKLIKSE BULLETIN

1. PRODUCER DELIVERIES:	1. PRODUSENTELEWERINGS:
http://www.sagis.org.za/weekly_prod_deliveries.html	
2. IMPORTS, EXPORTS & MAIZE INTENTIONS:	2. INVOERE, UITVOERE & MIELIE INTENSIES:
http://www.sagis.org.za/weekly_imp-exp.html	

3. DOMESTIC PRICES PER SAFEX (R/t)(a)

3. PLAASLIKE PRYSE VOLGENS SAFEX (R/t)(a)

Commodity	Future Prices / Termynpryse (2021/10/19) R/ton					Kommoditeit
	Oct-21	Dec-21	Mar-22	May-22	Jul-22	
White maize	3 157.00	3 176.00	3 191.00	3 119.00	3 111.00	Witmielies
Yellow maize	3 290.00	3 339.00	3 345.00	3 216.00	3 221.00	Geelmielies
Wheat	5 850.00	5 730.00	5 836.00	5 893.00	5 838.00	Koring
Sunflower	10 887.00	10 823.00	9 895.00	8 699.00	8 700.00	Sonneblom
Soybeans	7 130.00	7 180.00	7 212.00	7 018.00	7 142.00	Sojabone
Sorghum	n/a	4 230.00	n/a	n/a	n/a	Sorghum



4. IMPORT TARIFF ON MAIZE & WHEAT (b)(c)

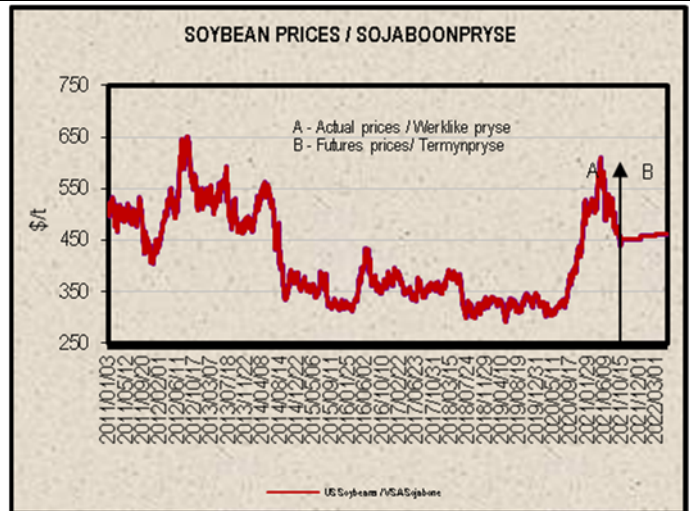
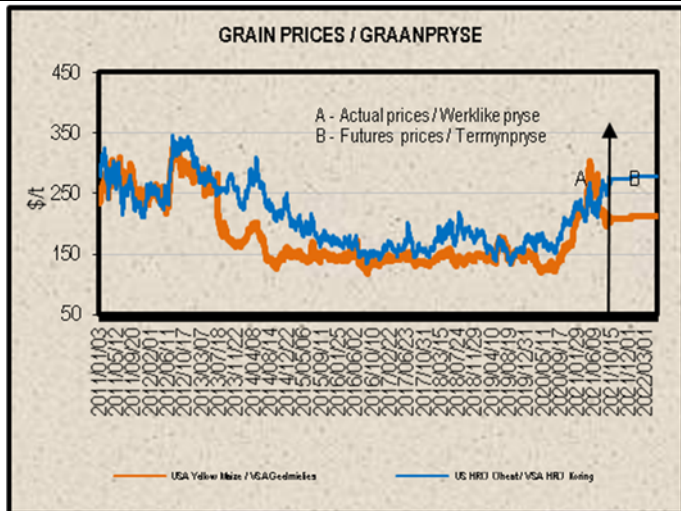
4. INVOERTARIEF OP MIELIES & KORING (b)(c)*

http://www.sagis.org.za/import_tariffs.html

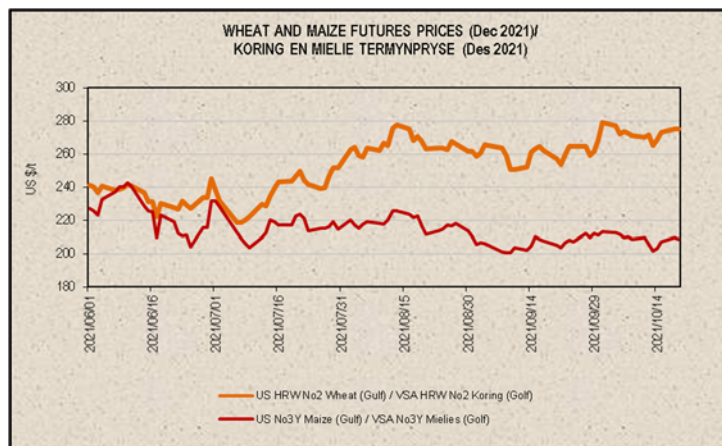
5. PRICES – INTERNATIONAL (US\$/t)

5. PRYSE - INTERNASIONAAL (VSA\$/t)

FOB (US\$/t)	Export Quotations/ Uitvoerkwotasie (b)(f)(g)				VAB (VSA\$/t)
	2021/10/19	2021/10/12	2021/10/05	2021/09/28	
US No 2 HRW Wheat (Gulf)	348.00	345.00	357.00	347.00	VSA No 2 HRW Koring (Golf)
US DNS Wheat 14% PNW	430.00	413.00	410.00	407.00	VSA DNS Koring 14% PNW
Argentine Wheat (Up River)	295.00	308.00	306.00	296.00	Argentynse Koring (Up River)
EC (France) Wheat (grade 1)	324.00	319.00	315.00	308.00	EU (Frankryk) Koring (graad 1)
EC (Germany) B Quality Wheat	329.00	322.00	318.00	314.00	EU (Duitsland) B Kwaliteit Koring
Russia Milling 12.5%	315.00	315.00	314.00	307.00	Swart See Maalkoring
US No 3Y Maize (Gulf)	264.00	266.00	273.00	282.00	VSA No3Y Mielies (Golf)
Argentine Maize (Up River)	247.00	244.00	245.00	245.00	Argentynse Mielies (Up River)
US Sorghum (Gulf)	295.00	294.00	298.00	298.00	VSA Sorghum (Golf)
Argentine Sorghum (Up River)	240.00	240.00	235.00	235.00	Argentynse Sorghum (Up River)
US Soybeans (Gulf)	502.00	492.00	516.00	534.00	VSA Sojabone (Gulf)
Argentine Soybeans (Up River)	541.00	530.00	543.00	550.00	Argentynse Sojabone (Up River)
Canadian Canola	816.00	781.00	790.00	769.00	Kanadese Canola
Argentine Groundnuts Runners 40/50	1520.00	1520.00	1520.00	1520.00	Argentynse Grondbone 40/50 Runners
US Groundnuts Runners 40/50 shelled	1500.00	1497.00	1492.00	1449.00	VSA Grondbone 40/50 Runners uitgedop
Australian Malting Barley (Commander Malt)	284.00	279.00	276.00	271.00	Australiese Moutgars (Commander Mout)



Futures prices (US\$/t) / Termynpryse (VSA\$/t) (d)(e) (2021/10/19)							
Commodity	Dec-21	Mar-22	May-22	Jul-22	Sep-22	Dec-22	Kommoditeit
US No3 Yellow maize	208.73	212.19	213.85	213.93	207.86	206.92	VSA No3 Geelmielies
US No2 HRW wheat	274.91	277.49	278.51	275.28	275.65	278.15	VSA No2 HRW koring
US Soybeans	n/a	457.68	460.99	463.12	454.89	n/a	VSA Sojabone



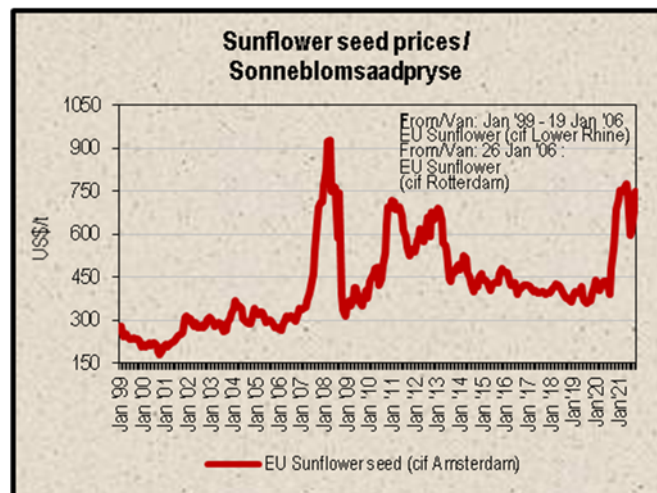
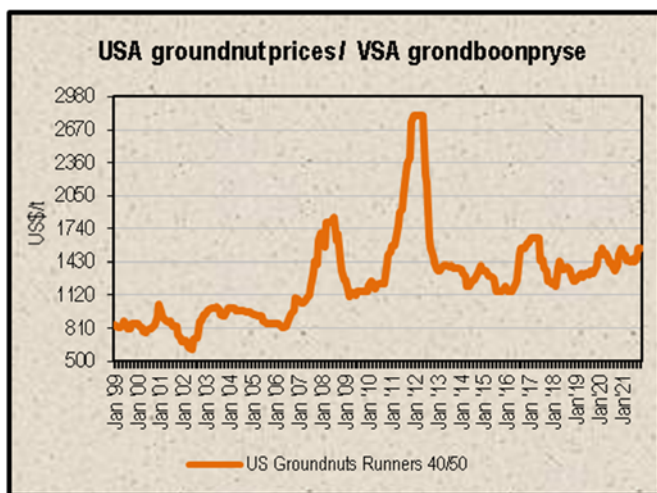
6. LOWEST REPRESENTATIVE ASKING PRICES
(US\$/t) (f)(g)(Prices of previous week)

6. LAAGSTE VERTEENWOORDIGENDE PRYSE GEVRA
(Pryse van vorige week)(VSA\$/t)(f)(g)

US\$/t	2021/10/14	2021/10/07	Change/ Verandering	VSA\$/t
Soybeans, USA, c.i.f. Rotterdam	541	549	-1.5%	Sojabone, VSA, k.a.v. Rotterdam
Groundnuts, USA Runners 40/50*	1560	1560	0.0%	Grondbone, VSA Runners 40/50*
Groundnuts, Argentine Runners 40/50*	1600	1600	0.0%	Grondbone, Argentynse Runners 40/50*
Sunflower seed, EU c.i.f. Amsterdam	750	705	6.4%	Sonneblomsaad, EU k.a.v. Amsterdam
Sunflower seed, fob Black Sea	685	655	4.6%	Sonneblomsaad, Swart See
Sunflower-oil, EU (fob) N.W. Europe	1445	1430	1.0%	Sonneblom-olie, EU (vab) N.W. Eur.
Rapeseed, Europe, 00, c.i.f. Hamburg	762	787	-3.2%	Raapsaad, Europa, 00, k.a.v. Hamburg

* Shelled, c.i.f. Rotterdam

* Uitgedop k a v Rotterdam



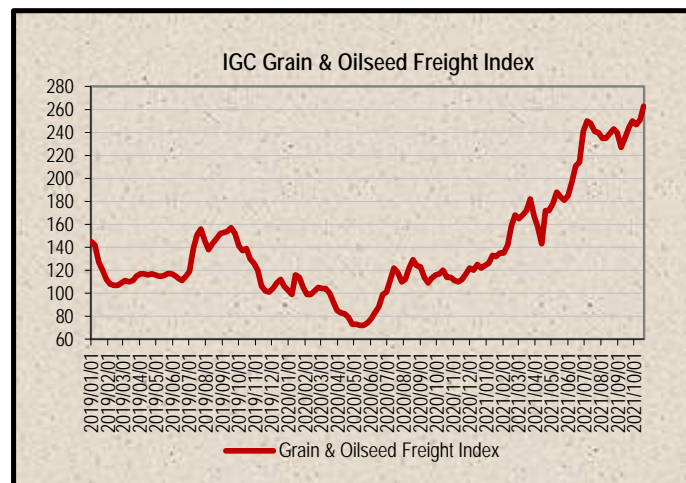
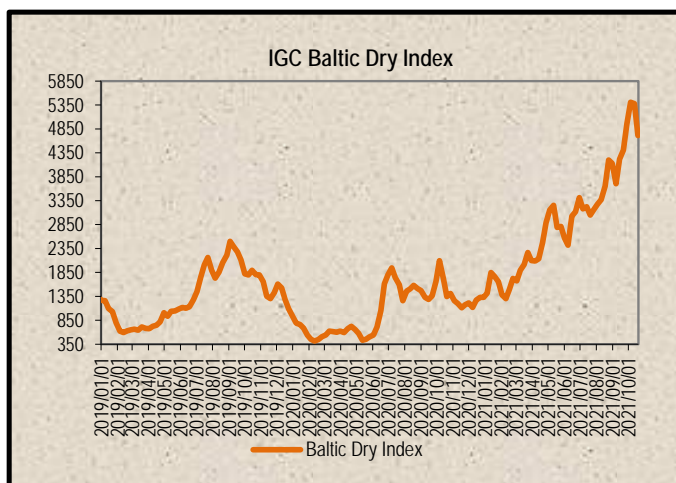
7. IGC FREIGHT INDICES (b)*

7. IGC VRAG INDEKSE (b)*

IGC FREIGHT INDICES / IGC VRAG INDEKSE							
	2021/09/14	2021/09/21	2021/09/28	2021/10/05	2021/10/12	2021/10/19	
Baltic Dry Index	4221	4410	4962	5409	5378	4714	Graan & Oliesade Vrag Indeks*
Grain & Oilseeds Freight Index*	235	244	250	247	251	263	Baltiese Droë Indeks

* IGC's Grain & Oilseeds Freight Index (GOFI) - covers 68 routes. The first week of January 2013 is taken as the index base of 100.

* IGC se Graan & Oliesade Vrag Indeks (GOVI) - verteenwoordig 68 roetes. Die eerste week van Januarie 2013 word gebruik as die indeks basis van 100.



8. IMPORT PARITY PRICES – SUMMER GRAINS (b)(c)

8. INVOERPARITEITPRYSE - SOMERGRANE (b)(c)

INVOERPARITEITPRYSE VAN SOMERGRANE (BTW UITGESLT) SOOS OP 2021/10/19 IMPORT PARITY PRICES OF SUMMER GRAINS (VAT EXCL) AS ON

ITEM	Nota/ Note	Mielies/Maize	Mielies/Maize	Sorghum	Sorghum	Sorghum	ITEM
		VSA/ USA Golf/Gulf (no.3Y) \$/t	Argentynse/ Argentina Up River \$/t	VSA/ USA Golf/Gulf \$/t	Argentynse/ Argentina Up River \$/t	Australiese/ Australian Brisbane \$/t	
Internasionale VAB pryse	a	264.00	247.00	295.00	240.00	274.00	International FOB prices
Vraggeld	b	66.00	50.00	66.00	50.00	62.00	Freight Rates
Assuransie (0.3% van VAB)		0.79	0.74	0.89	0.72	0.82	Insurance (0.3% of FOB)
1 KOSTE, ASSURANSIE EN VRAG (KAV) \$/T		330.79	297.74	361.89	290.72	336.82	1 COST, INSURANCE AND FREIGHT (CIF) \$/T
<i>Omskakel na R/t</i>							<i>Converted to R/t</i>
R/\$ Wisselkoers op: 2021/10/19	c	14.5908	14.5908	14.5908	14.5908	14.5908	R/\$ Exchange rate on: 2021/10/19
2 KOSTE, ASSURANSIE EN VRAG (KAV) R/t		R/t	R/t	R/t	R/t	R/t	2 COST, INSURANCE AND FREIGHT (CIF) R/t
4826.49		4344.26	5280.26	4241.84	4914.47		
Finansieringskoste	d	27.77	24.99	30.38	24.41	28.28	Financing cost
3 KOSTE, ASSURANSIE, VRAG EN FINANSIERING R/t		4854.26	4369.25	5310.64	4266.25	4942.75	3 COST, INSURANCE, FREIGHT AND FINANCING R/t
Aflaaiikoste:	e, f						Discharging cost:
- Kaapstad		216.77	216.77	n/a	n/a	n/a	- Cape Town
- Durban		204.95	204.95	204.95	204.95	204.95	- Durban
Invoertarif	g	0.00	0.00	129.13	105.05	119.94	Import T ariff
4 VRY OP SPOOR (VOS) R/t							4 FREE ON RAIL (FOR) R/t
- Kaapstad		5071.03	4586.02	n/a	n/a	n/a	- Cape Town
- Durban		5059.21	4574.20	5439.77	4371.30	5062.69	- Durban
Spoorvragkoste	h						Railage cost
- Durban na Randfontein		239.70	239.70	239.70	239.70	239.70	- Durban to Randfontein
5 GELEWER:							5 DELIVERED:
- Durban na Randfontein R/ton		5298.91	4813.90	5679.47	4611.00	5302.39	- Durban to Randfontein R/ton

Notas/Notes:

a Bron van pryse en vraggeld : IGC GMI
Source of prices and freight rates: IGC GMI

2021/10/19

Termyn / Term	US\$/ton (VAB/FOB)	Vraggeld/Freight Rate:	US\$/ton
Nov 2021	264.00	US Golf / Gulf	66.00
Ok/Oct 2021	247.00	Argentynie / Argentina	50.00
Nov 2021	295.00	Australie/Australia (Fremanlle)	62.00
Ok/Oct 2021	240.00		
Ok/Oct 2021	274.00		

Mielies/Maize: VSA/USA (Golf/Gulf No.3Y)
Mielies/Maize: Argentynie/Argentina (Up River)
Sorghum: VSA/USA (Golf / Gulf Milo)
Sorghum: Argentynie/Argentina (Up River)
Sorghum: Australie/Australia (Brisbane)

b Vraggeld: bereken vir vragte van +/- 20 000 - 30 000t / Freight rates: calculated for freights of +/- 20 000 - 30 000t.

c Reserwebank / Reserve Bank

d Finansieringskoste: 30 000t @ KAV @ primakoers vir 30 dae. Bron/Source: SARB 7.00% 2020/07/24
Financing cost: 30 000t @ CIF @ prime rate for 30 days.

	Mielies/Maize:	Sorghum
Kaapstad / Cape Town:	216.77	n/a
Durban:	204.95	204.95

e Aflaaiikoste / Discharging costs (R/ton):

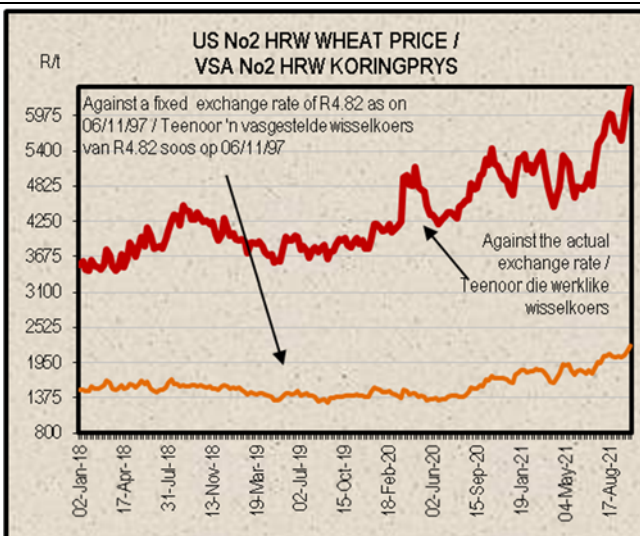
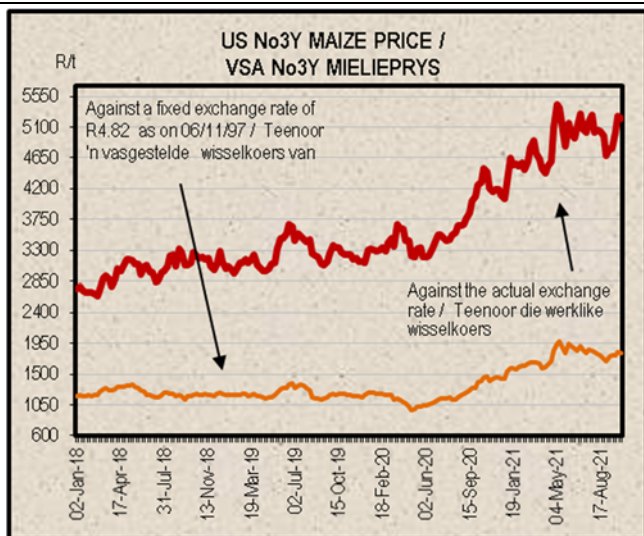
Bron / Source: MainportAfrica Shipping

f Ingesluit: Kaai gelde, hantering, kaai besig, agente/dokumentasie, logistiek & opnames (inspeksie van skeepsvrag) / Included: Wharfage, handling, wharf supervision, agent documentation, logistic & survey (inspection of shipload).
Uitgesluit: Gesondheidsinspeksie-, skeepagentskapfooi, strookloelingsfooi vir GMO, opbergingskoste asook BTW en invoerbelasting / Excluded: Health inspection fee, Ship agency fee, strip testing fees for GMO, storage costs as well as VAT and import duty.
N.B: Slegs 'n aanduiding, aangesien koste van opname beding kan word / N.B: Indication only, as cost of survey can be negotiated.

g Invoertarif / Import Tariff:

Mielies/Maize = Vry / Free
Sorghum = 3% op VAB / on FOB

h Neem asb. kennis van die verandering in Spoorsetse standaard spoorvrag op 1 April 2021, na R239.70. Geldig tot 30 Sep 2021, daarna 4.1% styging tot 31 Mrt 2022.
Please note the change in Spoorsetse standard railage cost on 1 April 2021 to R239.70. Valid until 30 Sep 2021, thereafter 4.1% increase until 31 Mar 2022.



9. IMPORT PARITY PRICES – WINTER CEREALS (b)(c)

9. INVOERPARITEITPRYSSE - WINTERGRANE (b)(c)

INVOERPARITEITPRYSSE VAN WINTERGRANE (BTW UITGESLT) SOOS OP		2021/10/19				IMPORT PARITY PRICES OF WINTER CEREALS (VAT EXCL) AS ON		
ITEM	Nota / Note	Koring/Wheat	Koring/Wheat	Koring/Wheat	Koring/Wheat	Koring/Wheat	Gars/Barley	ITEM
		VSA/ USA Golf/Gulf HRW	VSA/ USA PNW DNS	Argentynse/ Argentine Up River Trigo Pan	EU Duitsland/ Germany Hamburg B kwaliteit/ quality	Russies/ Russian Black Sea 12.50%	Australiese/ Australian Adelaide Mout/Malting	
		\$/t	\$/t	\$/t	\$/t	\$/t	\$/t	
Internasionale VAB pryse	a	348.00	430.00	295.00	329.00	315.00	284.00	International FOB prices
Vraggeld	b	66.00	66.00	50.00	59.00	73.00	67.00	Freight Rates
Assuransie (0.3% van VAB)		1.04	1.29	0.89	0.99	0.95	0.85	Insurance (0.3% of FOB)
1 KOSTE, ASSURANSIE EN VRAG (KAV) \$/T		415.04	497.29	345.89	388.99	388.95	351.85	1 COST, INSURANCE AND FREIGHT (CIF) \$/T
<i>Omskakel na R/t</i>								<i>Converted to R/t</i>
R/\$ Wisselkoers op: 2021/10/19	c	14.5908	14.5908	14.5908	14.5908	14.5908	14.5908	R/\$ Exchange rate on: 2021/10/19
2 KOSTE, ASSURANSIE EN VRAG (KAV) R/t		6055.77	7255.86	5046.81	5675.68	5675.09	5133.77	2 COST, INSURANCE AND FREIGHT (CIF) R/t
Finansieringskoste	d	34.84	41.75	29.04	32.65	32.65	29.54	Financing cost
3 KOSTE, ASSURANSIE, VRAG EN FINANSIERING R/t	e, f	6090.61	7297.61	5075.85	5708.33	5707.74	5163.31	3 COST, INSURANCE, FREIGHT AND FINANCING R/t
Aflaaiikoste								Discharging cost
3.1 Kaapstad (Hoofsaaklik kaaihyskraan metode)		216.77	216.77	216.77	216.77	216.77	216.77	3.1 Cape Town (Mainly shore cranes method)
3.2 Durban (Hoofsaaklik suig-in-silo metode)		204.95	204.95	204.95	204.95	204.95	204.95	3.2 Durban (Mainly suction into silo method)
Invoertarif	g	0.00	0.00	0.00	0.00	0.00	0.00	Import Tariff
4 VRYOP SPOOR (VOS) R/t								4 FREE ON RAIL (FOR) R/t
4.1 Kaapstadhawe		6307.38	7514.38	5292.62	5925.10	5924.51	5380.08	4.1 Cape Town Harbour
4.2 Durbanhawe		6295.56	7502.56	5280.80	5913.28	5912.69	5368.26	4.2 Durban Harbour
Spoorvragkoste	h							Railage cost
- Kaapstad na Paarl		96.81	96.81	96.81	96.81	96.81	n/a	- Cape Town to Paarl
- Durban na Randfontein		239.70	239.70	239.70	239.70	239.70	239.70	- Durban to Randfontein
5 GELEWER:								5 DELIVERED:
- Kaapstad na Paarl R/ton		6404.19	7611.19	5389.43	6021.91	6021.32	n/a	- Cape Town to Paarl R/ton
- Durban na Randfontein R/ton		6535.26	7742.26	5520.50	6152.98	6152.39	5607.96	- Durban to Randfontein R/ton

Notas/Notes:

2021/10/19

a Bron van pryse en vraggeld : IGC GMI
Source of prices and freight rates: IGC GMI

Termyn / Term	VAB/FOB US\$/ton	Vraggeld / Freight Rate:	US\$/ton	Gars/Barley = US\$ + 1
Koring/Wheat: HRW No 2 (Hard Red Winter) Golf / Gulf	Nov 2021	348.00	VSA/USA (Golf / Gulf)	66.00
Koring/Wheat: DNS 14% No 2 (Dark Northern Spring) PNW	Nov 2021	430.00	Argentinië / Argentina (Upriver)	50.00
Koring/Wheat: Argentinië / Argentine (Up River) Trigo Pan	Ok/ Oct 2021	295.00	EU (Rouen)	59.00
Koring/Wheat: EU (Duitsland / Germany) B kwaliteit / quality	Ok/ Oct 2021	329.00	Australië / Australia (Kwinana)	66.00
Koring/Wheat: Russian Milling 12.5%	Ok/ Oct 2021	315.00	Rusland/Russia (Novorossiysk)	73.00
Gars/Barley: Australiese moutgars/Australian malting barley (Adelaide)	Nov 2021	284.00		

b Vraggeld: bereken vir vragte van +/- 20 000 - 30 000t. / Freight rates: calculated for freights of +/- 20 000 - 30 000t.

c Reserwebank / Reserve Bank

d Finansieringskoste: 30 000t @ KAV @ primakoers vir 30 dae. Bron/Source: SARB 7.00% 2020/07/24
Financing cost: 30 000t @ CIF @ prime rate for 30 days.

e Aflaaiikoste / Discharging cost (R/ton):
Bron / Source: Mainport Africa Shipping

	Koring/Wheat:	Gars/Barley:
Kaapstad /	216.77	216.77
Durban:	204.95	204.95

f Ingesluit: Kaaihandel, hantering, kaaitoetsing, agente/dokumentasie, logistiek & opnames (inspeksie van skeepsvrag).

Included: Wharfage, handling, wharf supervision, agent/documentation, logistic & survey (inspection of shipload).

Uitgesluit: Gesondheidsinspeksie-, skeepagentskapfooi, strooktoetsingsfooi vir GMO, opbergingskoste asook BTW en invoerbelasting.

Excluded: Health inspection fee, Ship agency fee, strip testing fees for GMO, storage costs as well as VAT and import duty.

N.B: Slegs 'n aanduiding, aangesien koste van opname beding kan word / N.B: Indication only, as cost of survey can be negotiated.

g Invoertarif / Import Tariff:

Koring/Wheat = Vry/Free

Gars/Barley = Vry/Free

h Neem asb. kennis van verandering in Spoorwet se standaard spoorvrag op 1 April 2021 soos volg:

Kaapstad na Paarl R96.81 en Durban na Randfontein R239.70. Geldig tot 30 Sep 2021, daarna 4.1% styging tot 31 Mrt 2022.

Please note the change on 1 April 2021, in Spoorwet's standard railrage cost as follows:

Cape Town to Paarl R96.81 and Durban to Randfontein R239.70. Valid until 30 Sep 2021, thereafter 4.1% increase until 31 Mar 2022.

10. IMPORT PARITY PRICES – OIL SEEDS (b)(c)(f)(g)

10. INVOERPARITEITPRYSE - OLIESADE (b)(c)(f)(g)

INVOERPARITEITPRYSE VAN OLIESADE (BTW UITGESLT) SOOS OP											2021/10/19											IMPORT PARITY PRICES OF OIL SEEDS (VAT EXCL) AS ON										
ITEM	Nota/ Note	Sojabone/ Soybeans	Sojabone/ Soybeans	Sojabone/ Soybeans	Sonneblom/ Sunflower	Sonneblom/ Sunflower	Canola	Grondbone/ Groundnuts	Grondbone/ Groundnuts	ITEM																						
		VSA/ USA	Argentynse/ Argentine	Brazilië/ Brazil	EU Franse/ French	Swart See / Black Sea	Kanadese/ Canadian	Argentynse/ Argentine	VSA/ USA																							
		Golf/Gulf	Up River	Paranagua	Bordeaux		Vancouver	Raw Runners 40/50	Raw Runners 40/50																							
Internasionale VAB pryse	a	\$/t	\$/t	\$/t	\$/t		\$/t	\$/t		International FOB prices																						
Vraggeld	b	502.00	541.00	520.00	717.00	685.00	816.00	1520.00	1500.00	Freight Rates																						
Assuransie (0.3% van VAB)		66.00	50.00	41.00	59.00	73.00	74.00	80.00	66.00	Insurance (0.3% of FOB)																						
1 KOSTE, ASSURANSIE EN VRAG (KAV) \$/T Omskakel na R/t		1.51	1.62	1.56	2.15	2.06	2.45	4.56	4.50	1 COST, INSURANCE AND FREIGHT (CIF) \$/T Converted to R/t																						
R/\$ Wisselkoers op: 2021/10/19		569.51	592.62	562.56	778.15	760.06	892.45	1604.56	1570.50	R/\$ Exchange rate on: 2021/10/19																						
2 KOSTE, ASSURANSIE EN VRAG (KAV) R/T	c	14.5908 R/t	14.5908 R/t	14.5908 R/t	14.5908 R/t	14.5908	14.5908 R/t	14.5908 R/t	14.5908 R/t	2 COST, INSURANCE AND FREIGHT (CIF) R/T																						
Finansieringskoste	d	8309.61	8646.80	8208.20	11353.83	11089.88	13021.56	23411.81	22914.85	Financing cost																						
3 KOSTE, ASSURANSIE, VRAG EN FINANSIERING R/T		47.81	49.75	47.23	65.32	63.80	74.92	134.70	131.84	3 COST, INSURANCE, FREIGHT AND FINANCING R/T																						
		8357.42	8696.55	8255.43	11419.15	11153.68	13096.48	23546.51	23046.69																							
Aflaakoste: Durban	e, f	204.95	204.95	204.95	219.95	219.95	204.95	612.23	612.23	Discharging cost: Durban																						
Invoertarif:	g	585.97	631.49	606.98	0.00	0.00	1190.61	2217.80	2188.62	Import Tariff:																						
4 VRY OP SPOOR (VOS) R/t: Durban		9148.34	9532.99	9067.36	11639.10	11373.63	14492.04	26376.54	25847.54	4 FREE ON RAIL (FOR) R/t: Durban																						
Spoorvragkoste	h									Railage cost																						
- Durban na Randfontein		239.70	239.70	239.70	239.70	239.70	239.70	-	-	- Durban to Randfontein																						
5 GELEWER: - Durban na Randfontein R/ton		9388.04	9772.69	9307.06	11878.80	11613.33	14731.74	-	-	5 DELIVERED: - Durban to Randfontein R/ton																						

Notas/Notes:

a Bron van pryse en vraggeld / Source of prices and freight rates : IGC (GMI), Geogalos Peanut World & Oilworld

2021/10/19				
Termyn / Term	US\$/ton (VAB/FOB)	Vraggeld/Freight Rate:	US\$/ton	
Sojabone/Soybeans: VSA/USA (Golf/Gulf)	Nov 2021	502.00	US Golf / Gulf	66.00
Sojabone/Soybeans: Argentinië/Argentina (Up River)	Ok/Oct 2021	541.00	Argentinië / Argentina	50.00
Sojabone/Soybeans: Brazilië/Brazil (Paranagua)	Nov 2021	520.00	Brazilië/Brazil (Santos)	41.00
Sonneblom/Sunflower: EU Frankryk/France (Bordeaux)	Ok/Oct 2021	717.00	EU (Rouen)	59.00
Sonneblom/Sunflower: Swart See/Black Sea	Nov 2021	685.00	Kanada/Canada (St Lawrence)	74.00
Canola: Kanada/Canada (Vancouver)	Nov 2021	816.00	Rusland / Russia (Novorossiysk)	73.00
Grondbone/Groundnuts: Argentinië/Argentina (Raw Runner 40/50)	Nov 2021	1520.00	Grondbone/Groundnuts (ARG)	80.00
Grondbone/Groundnuts: VSA/USA (Runners 40/50)	Nov 2021	1500.00		

b Vraggeld: bereken vir vragte van +/- 20 000 - 30 000t / Freight rates: calculated for freights of +/- 20 000 - 30 000t.

c Reserwebank / Reservebank

d Finansieringskoste: 30 000t @ KAV @ primakoers vir 30 dae. Bron/Source: SARB 7.00% 2020/07/24
Financing cost: 30 000t @ CIF @ prime rate for 30 days.

	Sojabone/ Soybeans	Sonneblom/ Sunflower	Canola	Grondbone/ Groundnuts
Durban:	204.95	219.95	204.95	612.23

e Aflaakoste / Discharging costs (R/ton):
Bron / Source: Mainport Africa Shipping

f Aflaakoste / Discharging fees:
Ingesluit: Kaaigelde, hantering, kaaitoesig, agente/dokumentasie, logistiek & opnames (inspeksie van skeepsvrag) /
Included: Wharfage, handling, wharf supervision, agent/documentation, logistic & survey (inspection of shipload).
Uitgesluit: Gesondheidsinspeksie-, skeepagentskapfooi, strooktoetsingsfooi vir GMO, opbergingskoste asook BTW en invoerbelasting /
Excluded: Health inspection fee, Ship agency fee, strip testing fees for GMO, storage costs as well as VAT and import duty.
N.B: Slegs 'n aanduiding, aangesien koste van opname beding kan word / N.B: Indication only, as cost of survey can be negotiated.

g Invoertarif / Import Tariff:
Sojabone/Soybeans = 8% op VAB / on FOB
Sonneblom/Sunflower = Vry / Free
Canola = 10% op VAB / on FOB
Grondbone/Groundnuts = 10% op VAB / on FOB

h Neem asb. kennis van die verandering in Spoorwet se standaard spoorvrag op 1 April 2021, na R239.70. Geldig tot 30 Sep 2021, daarna 4.1% styging tot 31 Mrt 202.
Please note the change on 1 April 2021 in Spoorwet's standard railage cost to R239.70. Valid until 30 Sep 2021, thereafter a 4.1% increase until 31 Mar 2022.

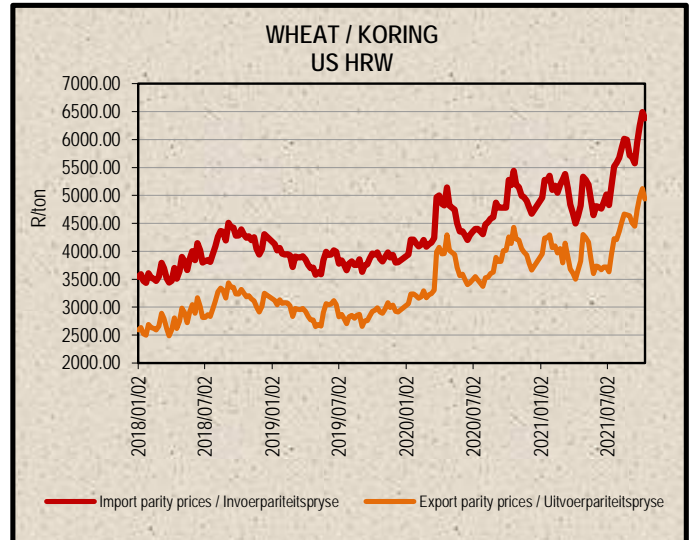
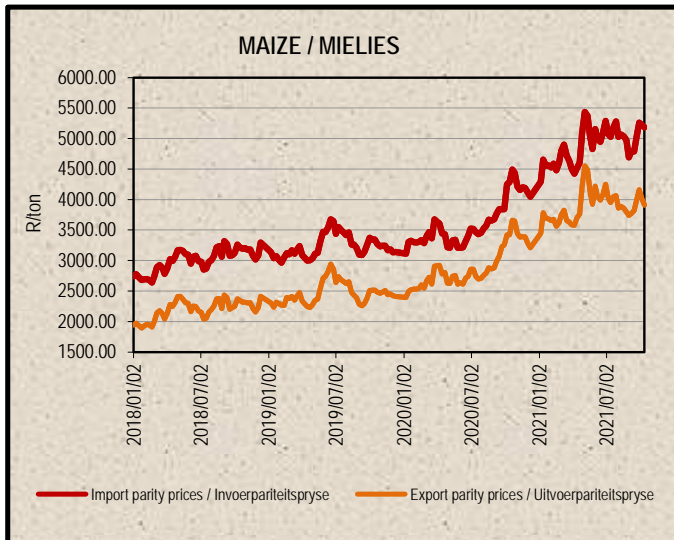
i Kwotasies is k.a.v. pryse. VAB pryse dus berekende pryse (kav minus vraggeld) / Quotes are c.i.f. prices. FOB prices are therefore calculated prices (cif minus freight rates).

11. EXPORT PARITY PRICES (b)(c)

11. UITVOERPARITEITSPRYSE (b)(c)

INDICATIVE EXPORT PARITY PRICES AS ON		2021/10/19			AANDUIDENDE UITVOERPARITEITSPRYSE SOOS OP	
	US No3Y Maize/ Mielies Gulf/Golf (b) Nov 2021	US HRW Wheat/Koring Gulf/Golf (b) Nov 2021	US DNS 14% Wheat/Koring PNW (b) Nov 2021	Argentine Raw Runner 40/50 Groundnuts/ Grondbone (f) Nov 2021	Hierdie is slegs 'n voorbeeld van hoe 'n uitvoerpariteitsprys bereken kan word - dit kan varieer volgens behoeftes	
This is only an example of how an export parity price can be calculated - it can vary according to need						
FOB Gulf value (\$/t)	264.00	348.00	430.00	1520.00	VAB Golfwaarde (\$/t)	
Difference in quality and locality of SA ¹ Maize: Plus US\$10 (\$/t) Groundnuts: Less 3,5% of fob value	\$10.00			96,5%	¹ Kwaliteits- en liggingsverskil van SA Mielies: Plus VSA\$10 (\$/t) Grondbone: Min 3,5% van vab waarde	
SA fob price (\$/t)	274.00	348.00	430.00	1466.80	SA vab prys (\$/t)	
Exchange rate (1\$=): (2021/10/19) ²	14.5908	14.5908	14.5908	14.5908	² Wisselkoers (1\$=): (2021/10/19)	
FOB Gulf value (R/t)	3997.88	5077.60	6274.04	21401.79	VAB Golfwaarde (R/t)	
Marketing costs:					Bemarkings koste:	
Financing (Prime rate 7.00% - 30 days) (R/t)	23.00	29.21	36.10	123.13	Finansieringskoste (Primakoers 7.00% - 30 dae) (R/t)	
Railage: ³ Randfontein – Durban harbour	239.70	239.70	239.70	-	³ Spoorvrag: Randfontein – Durbanhawe	
Loading costs: (R/t) ⁴ Durban Harbour (Mainly spout method)	211.35	214.95	214.95	580.08	⁴ Oplaaikoste: (R/t) Durbanhawe (Hoofsaaklik tregter metode)	
EXPORT REALISATION (R/t): Randfontein	3523.83	4593.74	5783.29	20698.58	UITVOER REALISASIE (R/t): Randfontein	

<i>Difference in quality and locality of SA</i>	1	<i>Kwaliteits- en liggingsverskil van SA</i>
<i>As from 14 June 2012, the discount/rebate will no longer be used to calculate Reserve Bank</i>	2	<i>Vanaf 14 Junie 2012 sal die diskonto/premie nie meer gebruik word by die Reserwebank</i>
<i>Railage costs:</i>	3	<i>Spoorvrag koste:</i>
<i>Loading costs, received from Mainport Africa Shipping:</i>		<i>Oplaaikoste, ontvang van Mainport Africa Shipping:</i>
<i>Included: Cargo dues, handling, wharf supervision, agency/documentation,</i>	4	<i>Ingesluit: Kaaigelde, hantering, kaaitoesig, agente/dokumentasie, logistiek &</i>



12. WEATHER

For local weather, please follow the link below:

<https://www.accuweather.com/en/za/south-africa-weather>

12. WEER

Vir plaaslike weer, volg asseblief die onderstaande skakel:

<https://www.accuweather.com/en/za/south-africa-weather>

Sources / Bronne:

(a) = Safex; (b) = International Grains Council; (c) = SARB;

(d) = CBOT; (e) = KCBT; (f) = Oil World; (g) = Georgalos Peanut World.

** Formula according to ITAC (International Trade Administration Commission of South Africa)/
Formule volgens ITAC (International Trade Administration Commission of South Africa)*

Nico Hawkins

General Manager / Hoofbestuurder

Indemnity/Vrywaring: Although everything has been done to ensure the accuracy of the information, neither SAGIS nor any of its directors or employees takes any responsibility for actions or losses that might occur as a result of the usage of this information. / Alhoewel alles gedoen is om te verseker dat die inligting korrek is, aanvaar nie SAGIS of enige van sy direkteure of werknemers verantwoordelikheid vir enige aksies of verliese as gevolg van die inligting wat gebruik is nie.