



# Fresh produce market trends

Retail and Business Banking



## Hail may impact upcoming tomato volumes

Cabbage volumes increased by 1376 tons across the five main fresh produce markets. The selling price decreased from the previous week and sold at R2472 per ton. Carrot's volumes lowered and totalled 2059 tons across the five major markets. The average selling price recorded was R2869 per ton. Onion volumes have dropped bringing the recorded quantity to 4820 tons. Whilst onion pricing has increased raising the price to R3350 per tons on average across the five markets. Potato volumes have dropped slightly to 16072 tons. The average price of potatoes has dropped to R3707 per ton. Tomato volumes increased slightly, selling between R5 and R8 per 1kg. The smaller tomatoes sold between R20 and R30 per 1kg with good quality. Tomato volumes toward the festive season may drop due to high temperatures and hail recently experienced in the Northern regions. Quality has remained good with only a slight quantity affected by the weather.

Retail and Business Banking  
AgriBusiness  
15 November 2021

**Abrie Rautenbach**  
+27 11 350 3327  
Abrie.Rautenbach@absa.africa

**Olga de Freitas**  
+27 11 846 1569  
Olga.defreitas@absa.africa

<https://www.absa.co.za/business/sector-solutions/agribusiness/agri-smart-insights/>

Accessor

# Fresh Produce Market Report

## Cabbage: Market Trends

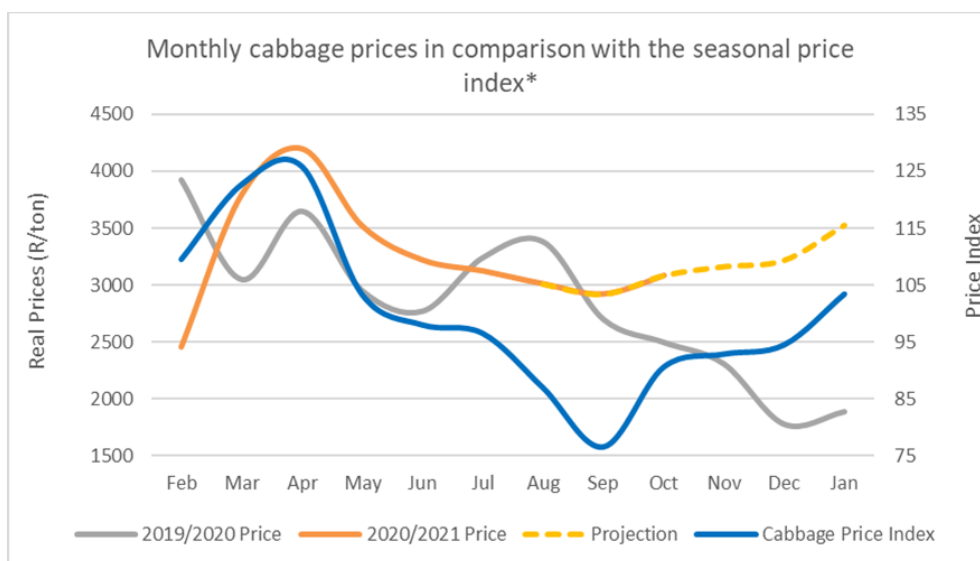
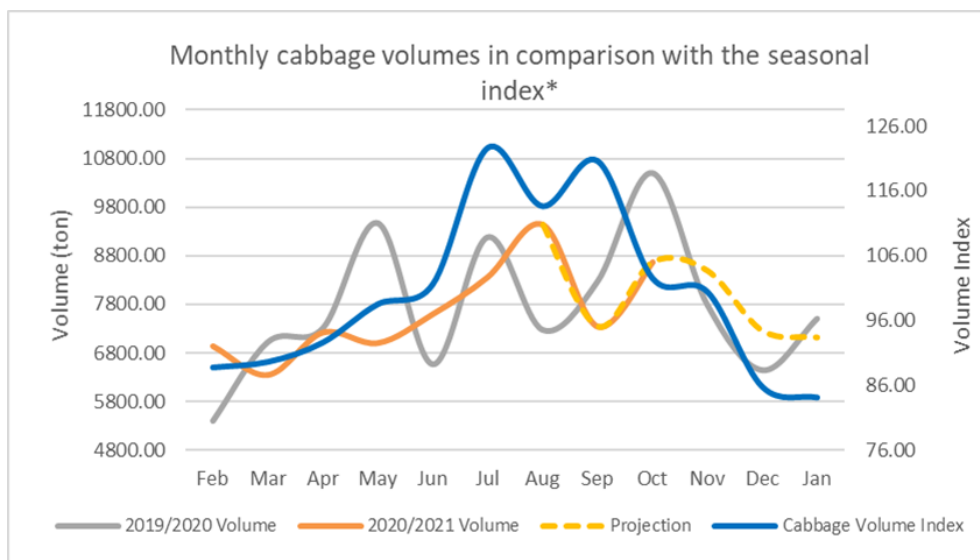
The cabbage volume this week increased slightly by 4.6% in comparison to the previous week's decrease of 22.8%. The month-on-month volume this week decreased by 38.4% against the previous week's decrease of 35.5%. The price this week dropped by 5.4% compared to the previous week's increase of 18%. This week's month on month price increased by an exceptionally strong 81.8% against the previous weeks increase of 64.4%.

### Local Market

#### Weekly Cabbage Volumes and Prices

	Volume (ton)	Price (R/ton)
Week ended 12 November	1,376	R2,472
w/w	4.6%	-5.4%
m/m	-38.4%	81.8%
y/y	-28.2%	19.4%

### Outlook



\*Jan 2000 - Oct 2021

## Carrot: Market Trends

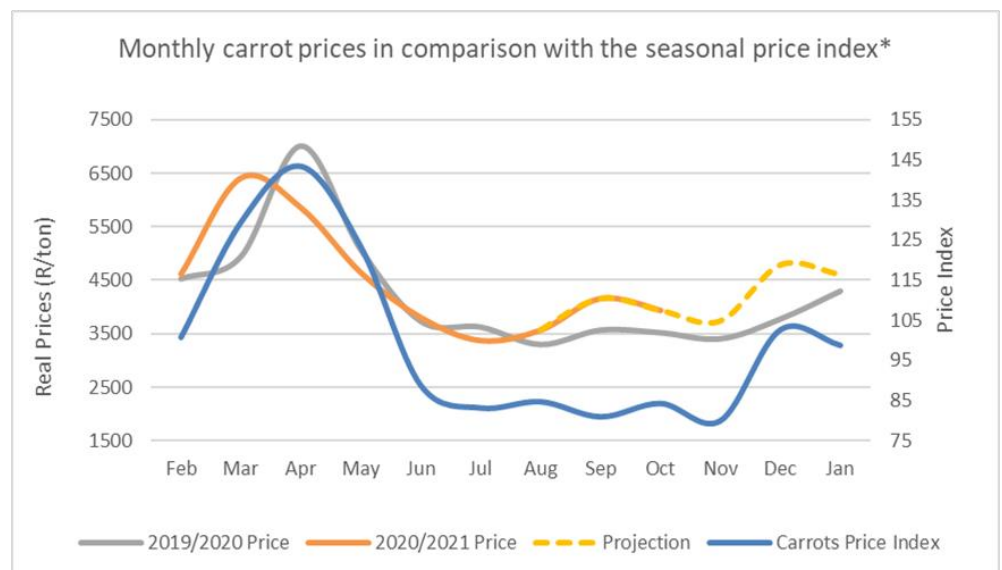
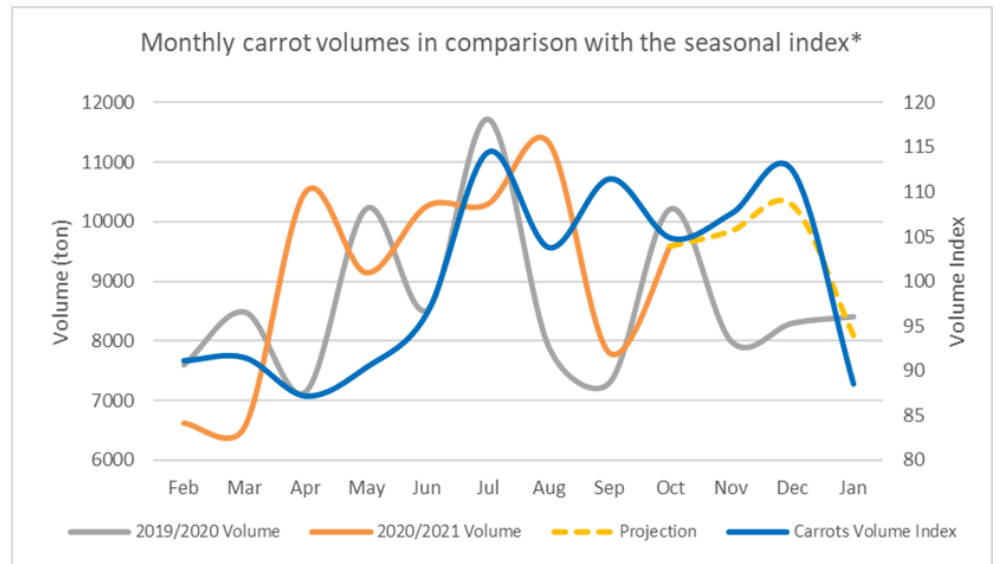
The carrot volumes this week dropped by 17% against the previous week's decrease of 14.6%. This week's month on month volume has decreased by 12% compared to the very low decrease the previous week of 0.5%. The price this week increased by 9.3% in comparison to the previous weeks increase of 25.7%. This week's month on month price has increased by 24.7% against the previous weeks increase of 8.7%.

### Local Market

#### Weekly Carrot Volumes and Prices

	Volume (ton)	Price (R/ton)
Week ended 12 November	2,059	R2,869
w/w	-16.9%	9.3%
m/m	-12.0%	24.7%
y/y	32.2%	-24.8%

### Outlook



\*Jan 2000 - Oct 2021

## Onion: Market Trends

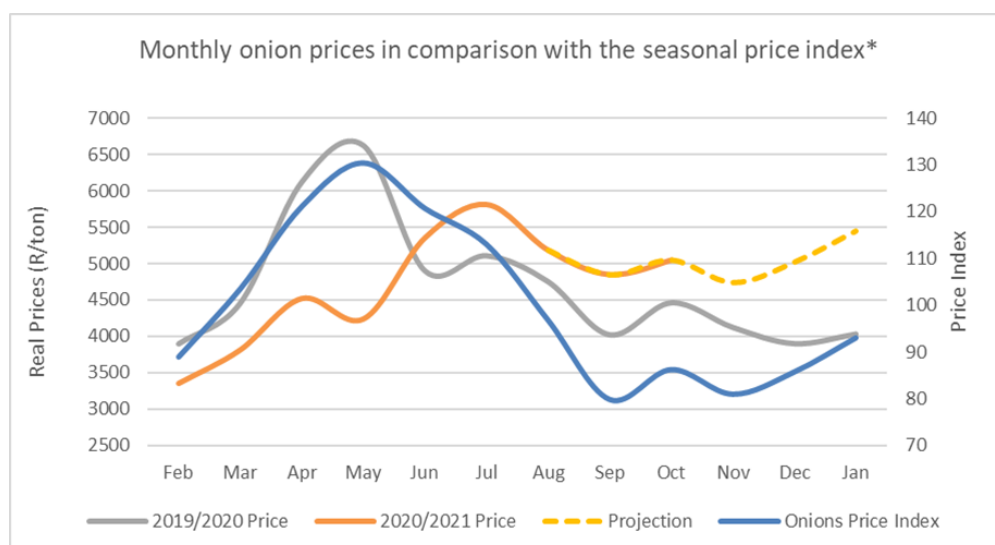
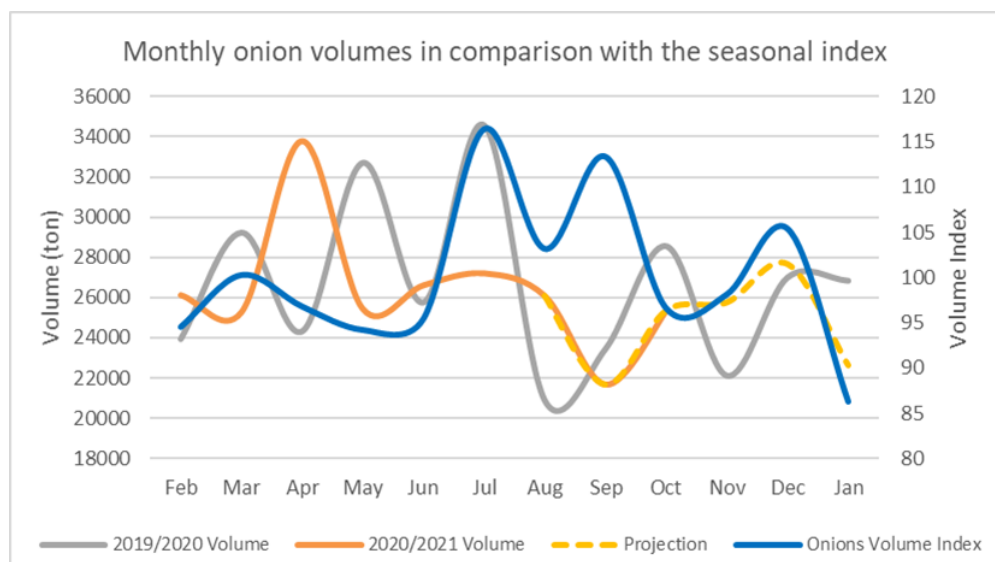
The onion volumes this week decreased by 27.8% against the previous weeks decrease of 5.8%. This week's month on month volume has decreased by 11.2% in comparison to the previous weeks decrease of 8.4%. The price this week increased by 13.7% against the previous weeks increase of 8.6%. This week's month on month price increased by 22.7% compared to the previous weeks increase of 16.9%

### Local Market

#### Weekly Onion Volumes and Prices

	Volume (ton)	Price (/ton)
Week ended 12 November	4,820	R3,350
w/w	-27.8%	13.7%
m/m	-11.2%	22.7%
y/y	5.7%	-14.9%

### Outlook



\*Jan 2000 - Oct 2021

## Potato: Market Trends

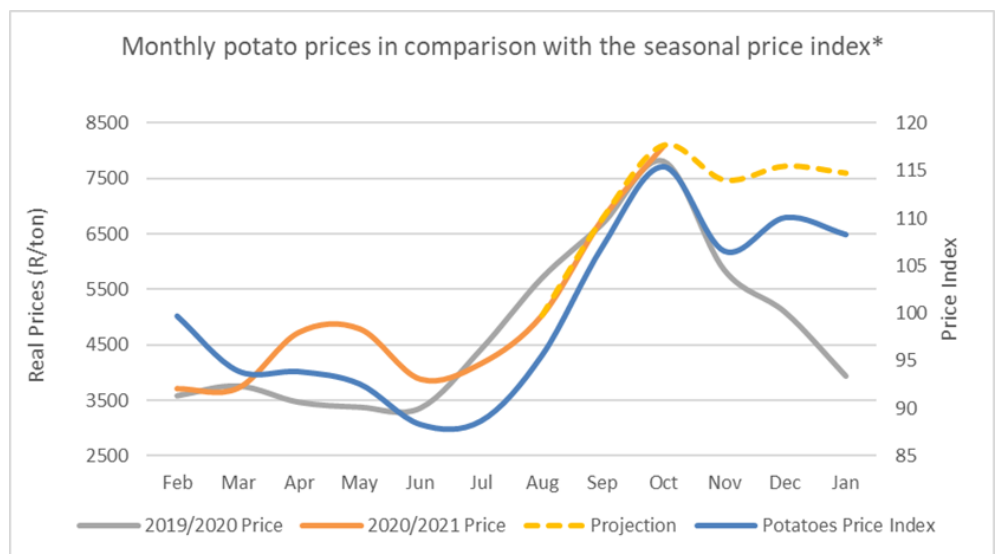
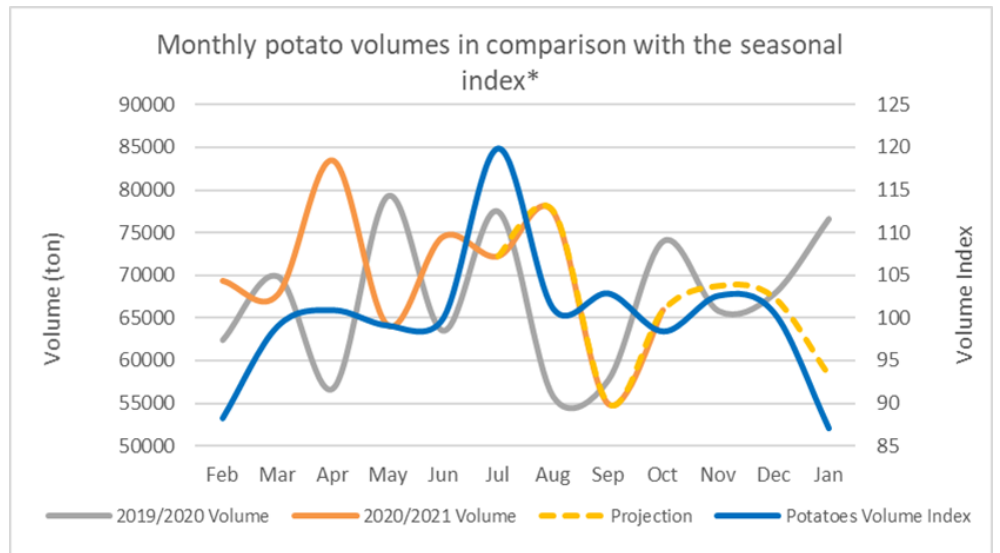
The potato volume this week has dropped very slightly by 0.7% against the previous weeks decrease of 8.1%. This week's month on month volume has increased by 33.6% compared to the previous weeks increase of 14.3%. The price this week decreased by 24.3% in comparison to the previous weeks decrease of 5.8%. This week's month on month price has decreased by a strong 53% against the previous weeks decrease of 44%.

### Local Market

#### Weekly Potato Volumes and Prices

	Volume (ton)	Price (R/ton)
Week ended 12 November	16,072	R3,707
w/w	-0.7%	-24.3%
m/m	33.6%	-53.0%
y/y	15.0%	-37.6%

### Outlook



\*Jan 2000 - Oct 2021

## Tomato: Market Trends

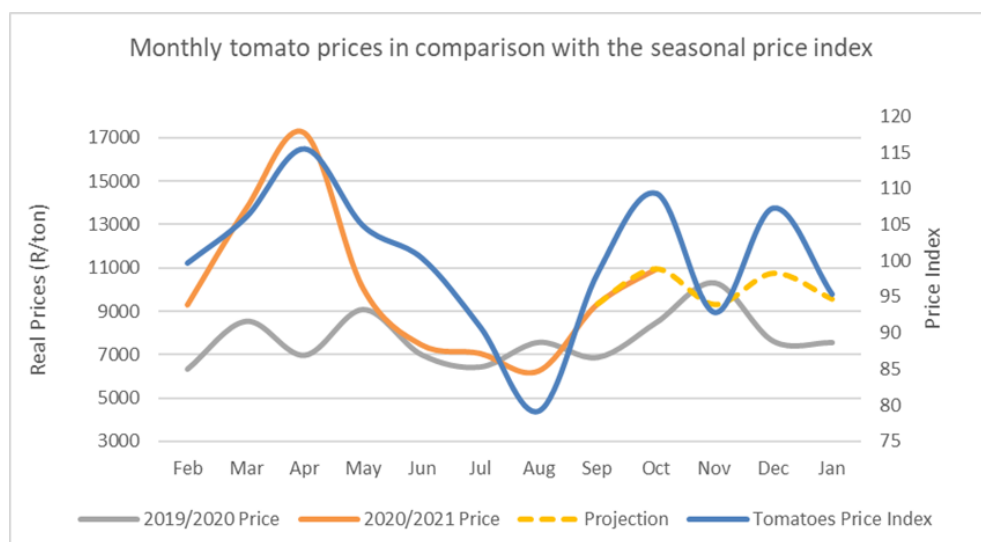
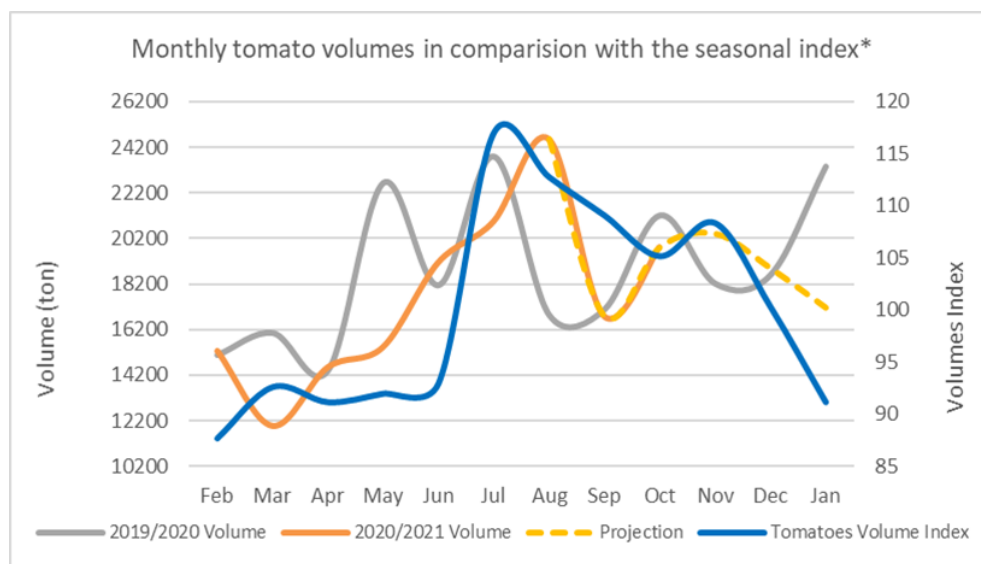
This week's tomato volume increased by a very slight by 1.1% compared to the previous week's decrease of 26.2%. This week's month on month volume decreased by 4.2% against the previous weeks very low drop of 1.5%. The price this week increased by 6% in comparison to the previous weeks increase of 14%. This week's month on month price decreased very slightly by 2% compared to the previous weeks decrease of 32.3%.

### Local Market

#### Weekly Tomato Volumes and Prices

	Volume (ton)	Price (R/ton)
Week ended 12 November	4,480	R7,576
w/w	1.1%	6.0%
m/m	-4.2%	-2.0%
y/y	38.7%	-15.0%

### Outlook



\*Jan 2000 - Oct 2021