



Fresh produce market trends

Retail and Business Banking



Strong supply of produce but heat wave may affect quality in coming weeks

Market stakeholders have reported cabbage quality as excellent with a steady supply. Cabbage sold between R60 to R80 per bag and between R8 to R12 per head for first grade. The poorer quality of cabbage sold between R25 and R30 per bag. As reported in the Pretoria market, the carrot prices are currently on the back of high volumes. Large size carrots sold between R30 and R35 for a 10 kg. Broken carrots sold between R10 to R15 per 10 kg. The potato supply and price has remained steady with quality reportedly very good. The heat wave that is currently being experienced in Limpopo will however impact the quality of potatoes over the weeks to come. Potatoes sold between R4.50 and R5.00 for 1 kg, with the smaller potatoes being sold between R2 and R2.50 per kg with a strong volume. Demand was strong due to a combination of good pricing and a typical increase in demand associated with end of the month periods. Onion quality has maintained excellent with prices remaining stable and volumes strong. Tomato volumes have increased with prices dropping and quality remaining good.

Retail and Business Banking
AgriBusiness
2 November 2021

Abrie Rautenbach
+27 11 350 3327
Abrie.Rautenbach@absa.africa

Olga de Freitas
+27 11 846 1569
Olga.defreitas@absa.africa

<https://www.absa.co.za/business/sector-solutions/agribusiness/agri-smart-insights/>

Accessor

Fresh Produce Market Report

Cabbage: Market Trends

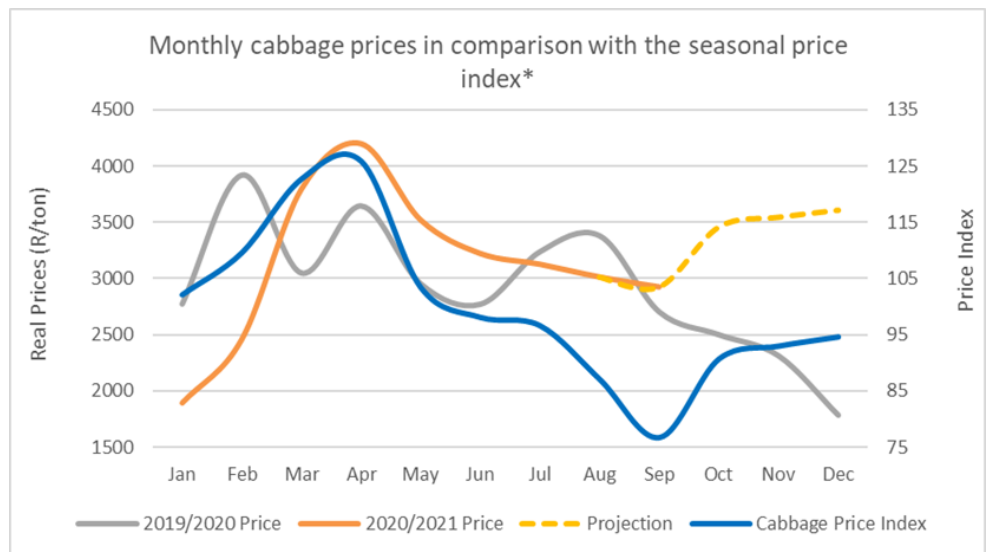
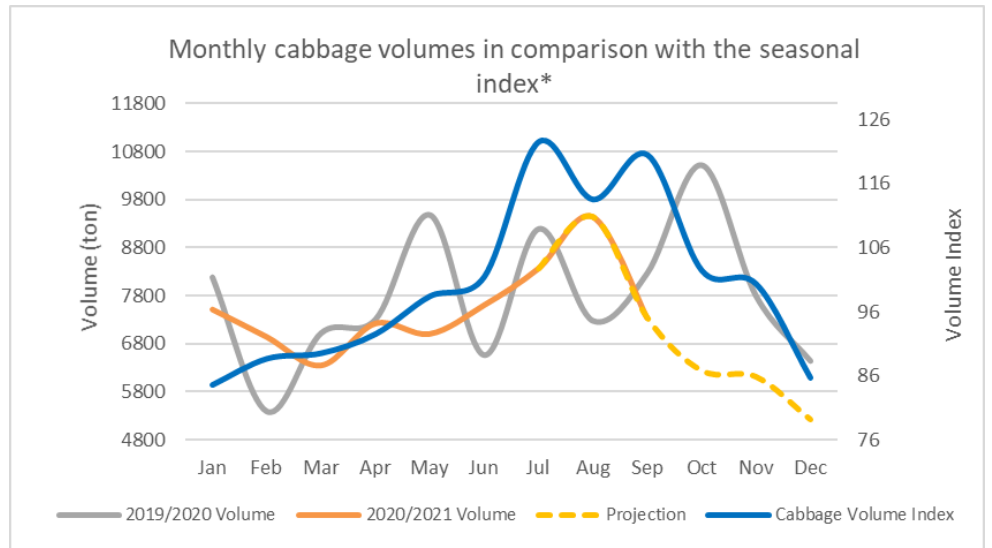
The cabbage volumes this week dropped by 6.8% compared to the previous week's decrease of 18%. This week's month on month volume has decreased by 10.8% against the previous weeks very low drop of 1.6%. The price this week increased by 10.2% compared to a very strong increase of 48% the previous week. The month-on-month price this week increased by 23.2% against the previous weeks increase of 26.3%.

Local Market

Weekly Cabbage Volumes and Prices

	Volume (ton)	Price (R/ton)
Week ended 29 October	1,703	R2,217
w/w	-6.8%	10.2%
m/m	-10.8%	23.2%
y/y	-27.6%	6.5%

Outlook



*Jan 2000 - Oct 2021

Carrot: Market Trends

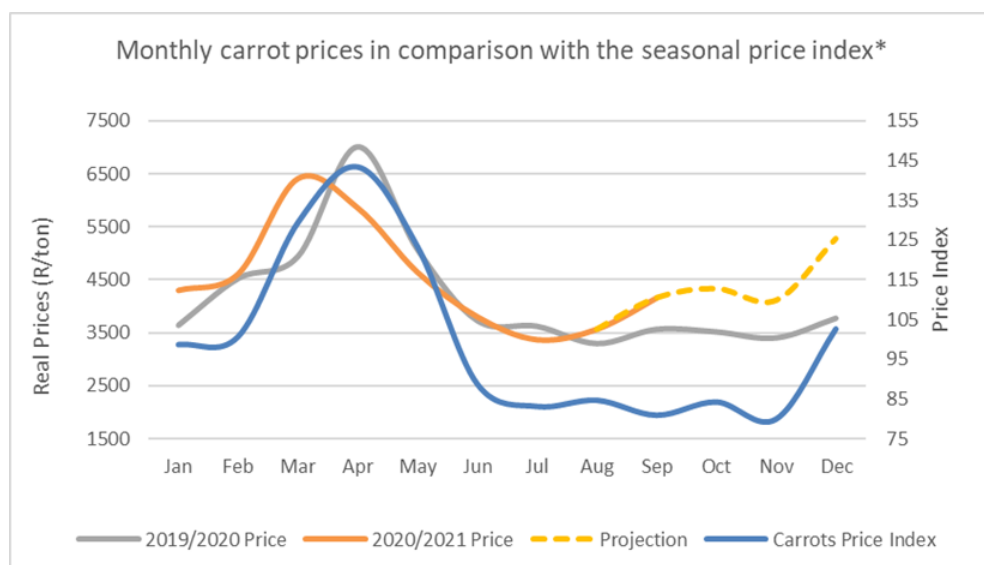
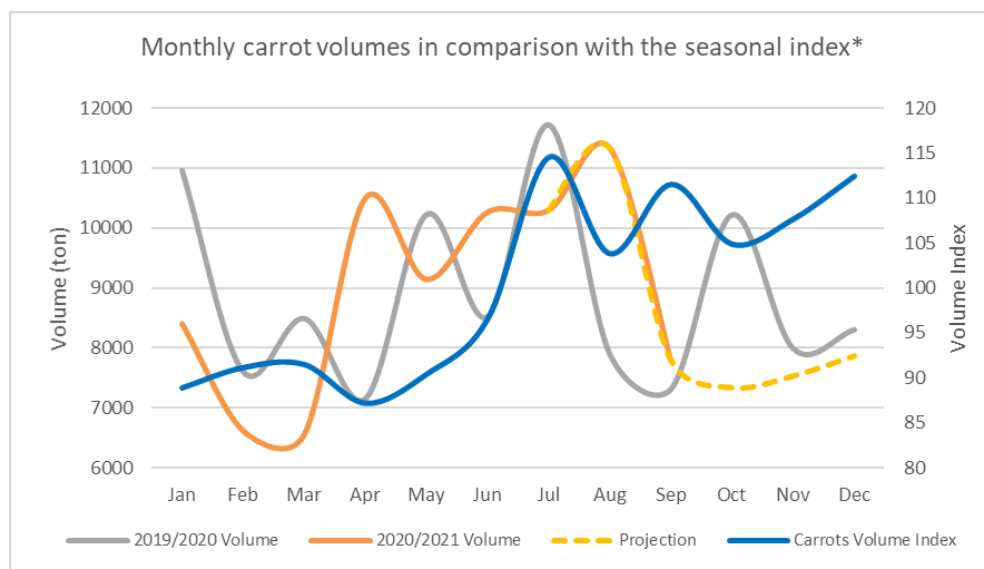
Carrot volumes this week increased by 16.8% compared to the previous weeks increase of 6.2%. This week's month on month volume increased by 16% against the previous weeks increase of 13.9%. The price this week increased by 7% compared to the previous weeks decrease of 15.2%. The year-on-year price this week decreased by 24% in comparison to the previous weeks drop of 33.2%.

Local Market

Weekly Carrot Volumes and Prices

	Volume (ton)	Price (R/ton)
Week ended 29 October	2,902	R2,088
w/w	16.8%	7.0%
m/m	16.0%	-9.0%
y/y	24.7%	-24.1%

Outlook



*Jan 2000 - Oct 2021

Onion: Market Trends

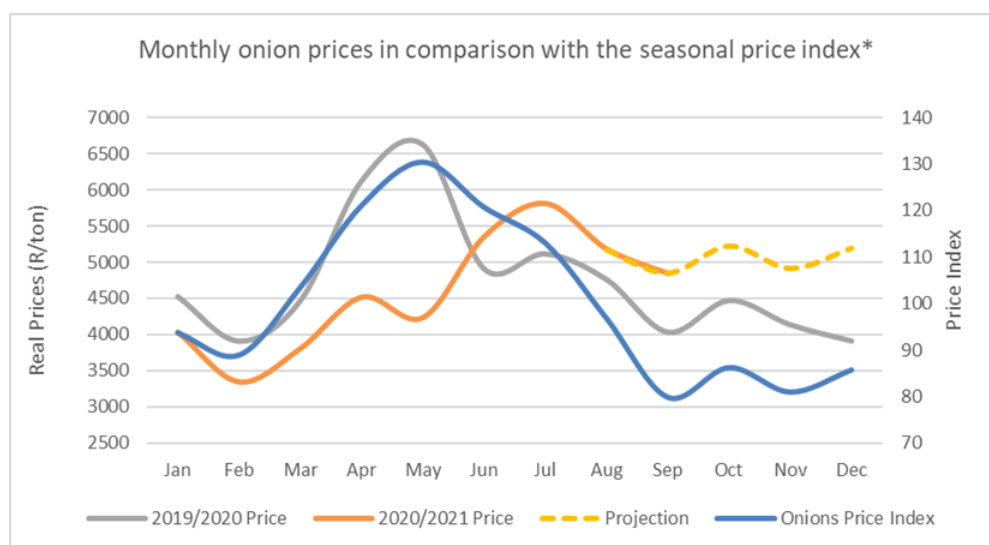
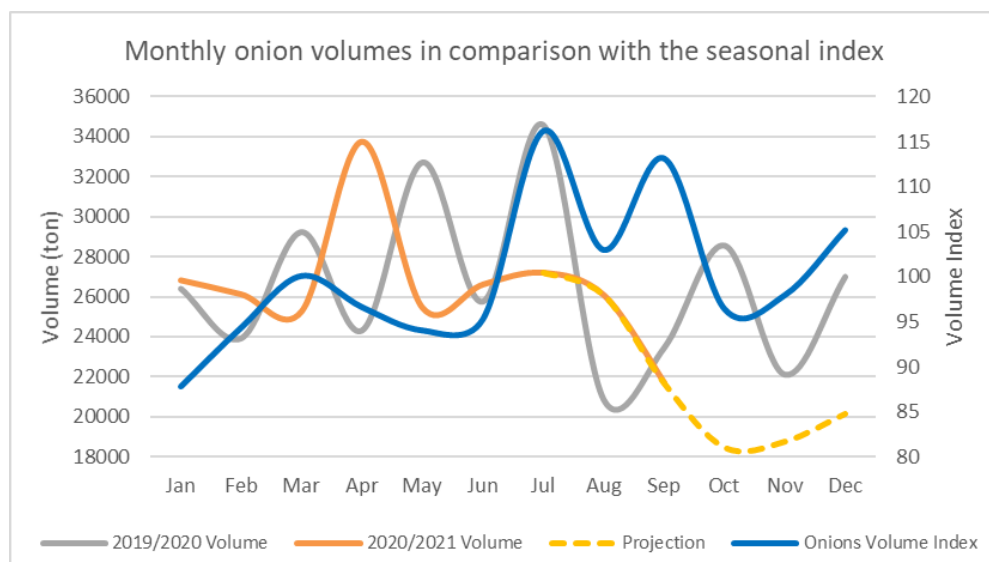
The volume this week increased by 23.4% compared to the previous weeks increase of 5.9%. This week's month on month volume has dropped very slightly by 0.4% in comparison to the previous weeks low increase of 2.1%. The price this week decreased by a low 1.5% against a very low increase of 0.9% seen the previous week. This week's year on year price has decreased by 37.7% compared to the previous weeks strong decrease of 40%.

Local Market

Weekly Onion Volumes and Prices

	Volume (ton)	Price (/ton)
Week ended 29 October	7,088	R2,712
w/w	23.4%	-1.5%
m/m	-0.4%	5.9%
y/y	35.8%	-37.7%

Outlook



*Jan 2000 - Oct 2021

Potato: Market Trends

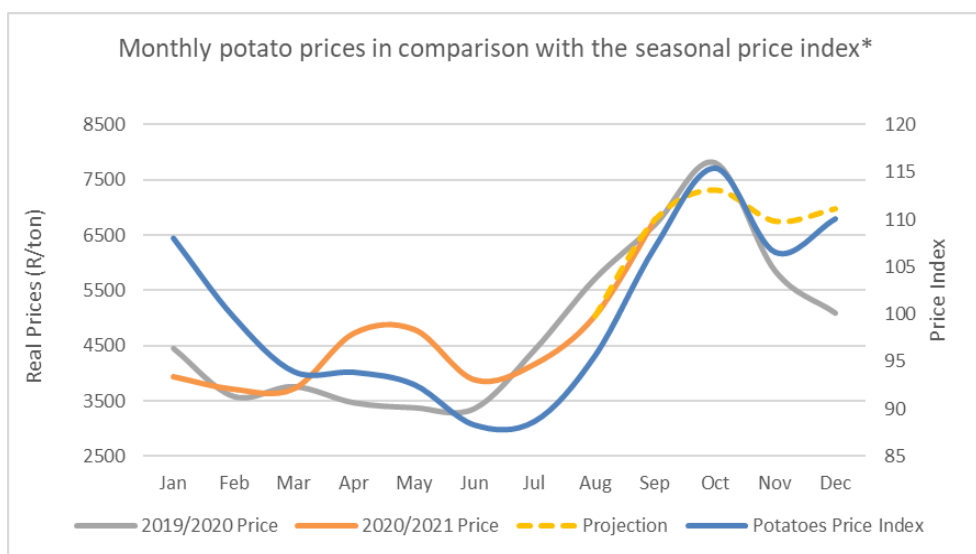
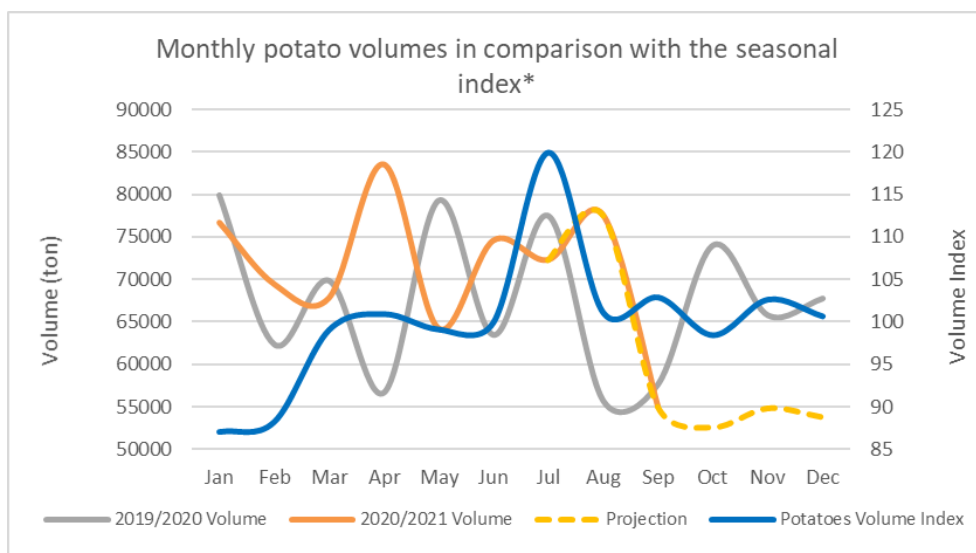
Potato volumes have increased by 25.7% this week compared to the previous weeks increase of 16.5%. The month-on-month volume this week increased by a very strong 50.5% against a strong increase the previous week of 40.3%. The price this week has dropped by 13.4% compared to the previous weeks decrease of 24%. The month-on-month price this week decreased by a strong 45.6% compared to the previous weeks decrease of 30.5%.

Local Market

Weekly Potato Volumes and Prices

	Volume (ton)	Price (R/ton)
Week ended 29 October	17,615	R5,202
w/w	25.7%	-13.4%
m/m	50.5%	-45.6%
y/y	-4.8%	-17.0%

Outlook



*Jan 2000 - Oct 2021

Tomato: Market Trends

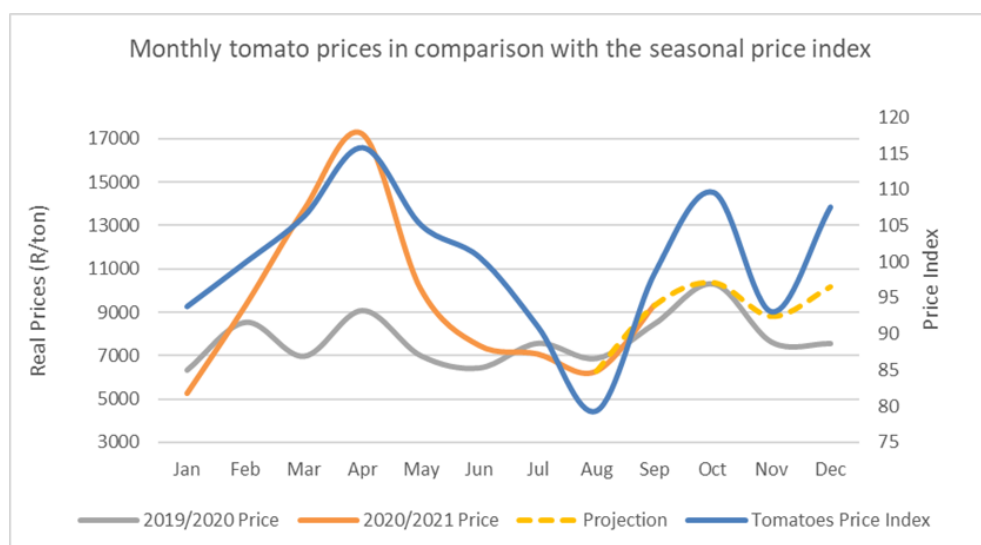
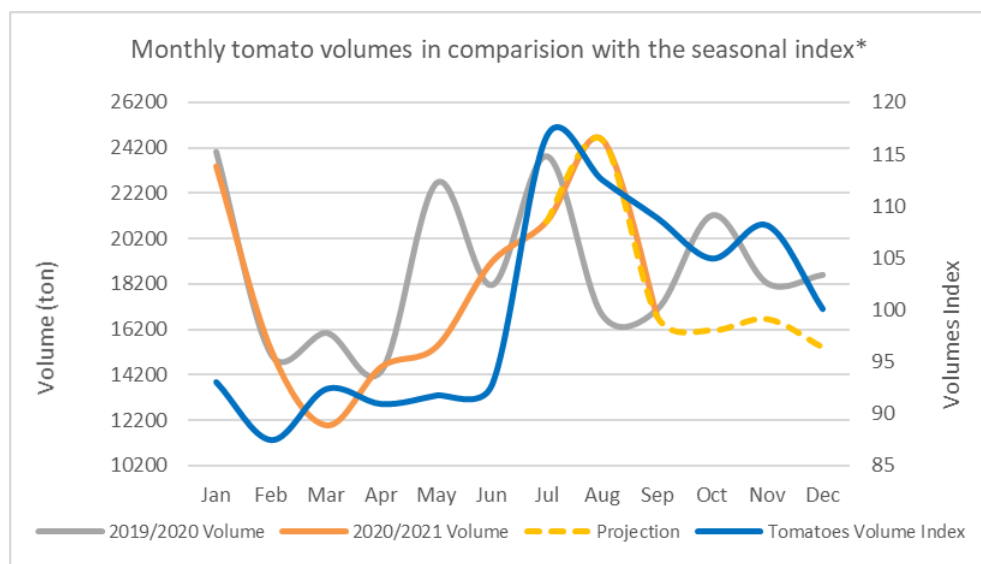
Tomato volumes this week increased by 25.2% compared to the previous weeks 2.6% increase. This week's month on month volume has increased by a strong 59.2% in comparison to the previous weeks lower increase of 11%. The price this week decreased by 21.8% compared to a low increase of 3.7% the previous week. This week's month on month price has decreased by 36% against the previous weeks increase of 20.2%.

Local Market

Weekly Tomato Volumes and Prices

	Volume (ton)	Price (R/ton)
Week ended 29 October	6,007	R6,272
w/w	25.2%	-21.8%
m/m	59.2%	-36.0%
y/y	3.6%	-10.4%

Outlook



*Jan 2000 - Oct 2021