



Fresh produce market trends

Retail and Business Banking



Mid-month demand slump creates a drag on prices

Cabbage quality has been good, with prices ranging between R60 to R70 per bag, or R8 to R10 per head. The poorer quality cabbage sold between R20 and R25 per bag. Concern around recent rains and sudden possible heat may impact quality over the coming weeks and raise the risk for pests and insects. Medium size potatoes sold between R30 and R40 per 10 kg bag, but approximately 50% of the potatoes received at the Johannesburg market were of poor quality due to the heat. Good volumes of tomatoes are currently available with market stakeholders at the Northern markets noting quality issues related to over ripening. Tomatoes sold on average for R3 to R6 per 1 kg. Cocktail tomatoes sold for between R45 to R50 per 1 kg with good quality being reported.

Retail and Business Banking
AgriBusiness
22 November 2021

Abrie Rautenbach
+27 11 350 3327
Abrie.Rautenbach@absa.africa

Olga de Freitas
+27 11 846 1569
Olga.defreitas@absa.africa

<https://www.absa.co.za/business/sector-solutions/agribusiness/agri-smart-insights/>

Accessor

Fresh Produce Market Report

Cabbage: Market Trends

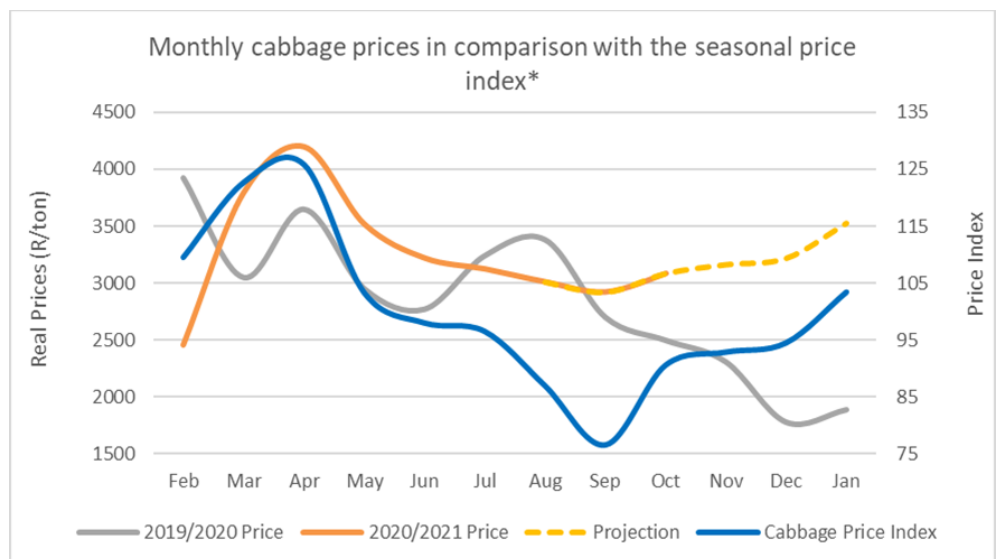
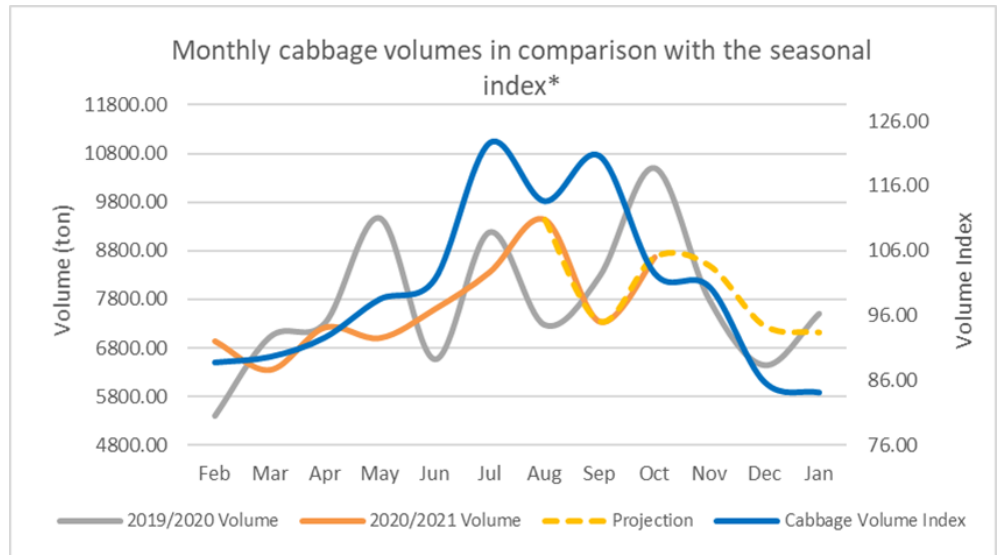
The cabbage volume this week decreased by 16% compared to the previous week increase of 4.6%. This week's month on month volume decreased by a strong 36.8% against the previous weeks decrease of 38.4%. The price this week dropped by 1.8% compared to the previous weeks decrease of 5.4%. This week's month on month price increased by 20.7% in comparison to a very strong increase the previous week of 81.8%.

Local Market

Weekly Cabbage Volumes and Prices

	Volume (ton)	Price (R/ton)
Week ended 19 November	1,155	R2,428
w/w	-16.0%	-1.8%
m/m	-36.8%	20.7%
y/y	-41.0%	30.1%

Outlook



*Jan 2000 - Oct 2021

Carrot: Market Trends

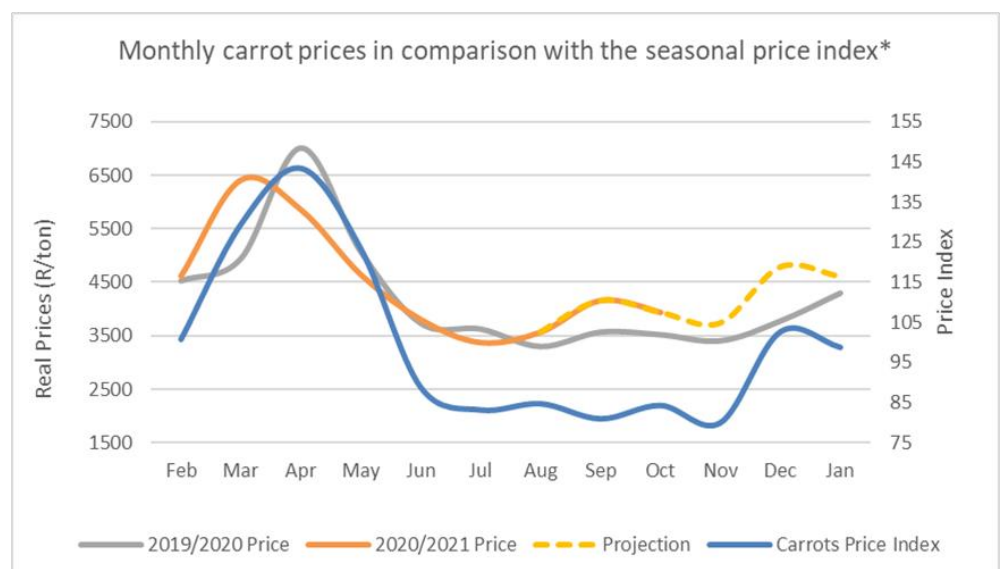
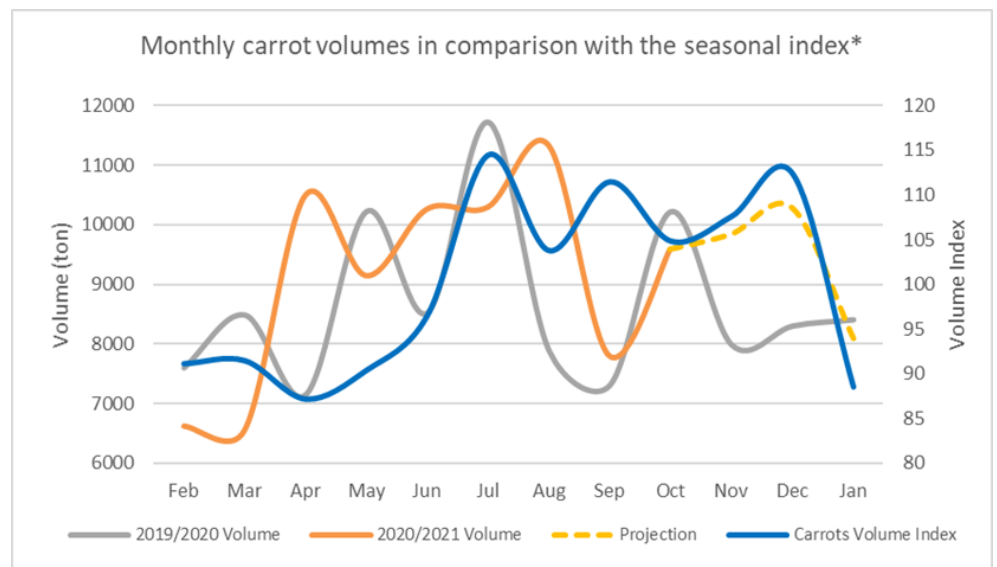
The carrot volumes this week increased by 6.3% in comparison to the previous weeks decrease of 16.9%. The month-on-month volume this week decreased by 11.9% compared to the previous weeks decrease of 12%. The price this week decreased by 15.3% against the previous weeks increase of 9.3%. The month-on-month price this week increased by 24.5% compared to the previous weeks increase of 24.7%.

Local Market

Weekly Carrot Volumes and Prices

	Volume (ton)	Price (R/ton)
Week ended 19 November	2,189	R2,429
w/w	6.3%	-15.3%
m/m	-11.9%	24.5%
y/y	11.4%	-22.2%

Outlook



*Jan 2000 - Oct 2021

Onion: Market Trends

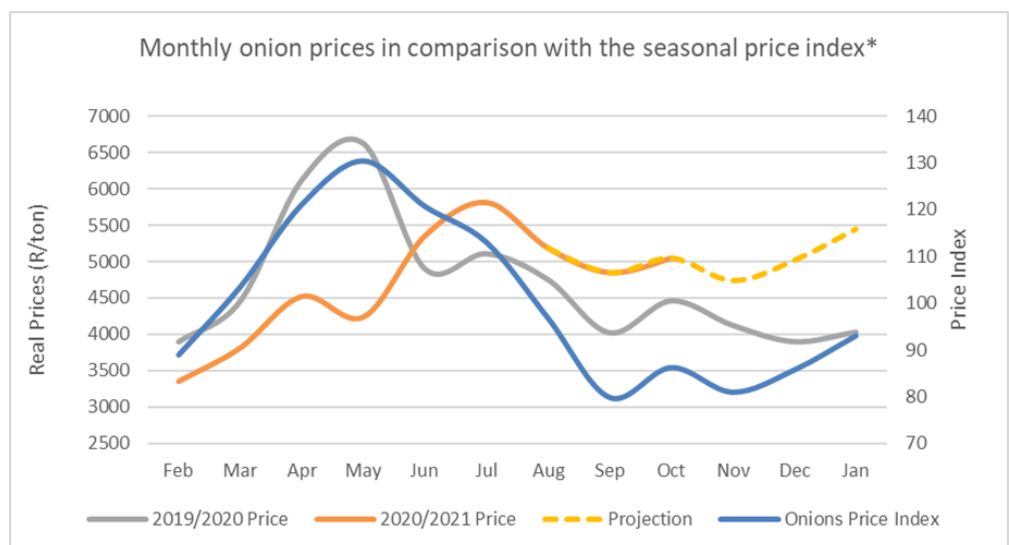
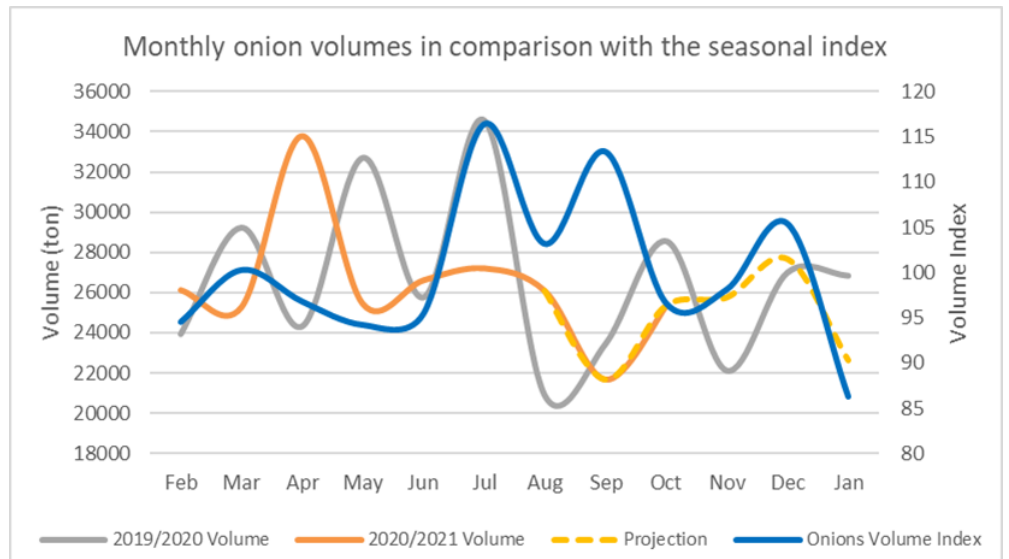
The volume this week increased very slightly by 2% compared to the previous weeks decrease of 27.8%. The month-on-month volume this week has decreased by 14.4% against the previous weeks decrease of 11.2%. The price this week decreased by 5.6% in comparison to the previous weeks increase of 13.7%. The month-on-month price this week increased by 14.8% compared to the previous weeks increase of 22.7%

Local Market

Weekly Onion Volumes and Prices

	Volume (ton)	Price (/ton)
Week ended 19 November	4,917	R3,163
w/w	2.0%	-5.6%
m/m	-14.4%	14.8%
y/y	2.3%	-20.1%

Outlook



*Jan 2000 - Oct 2021

Potato: Market Trends

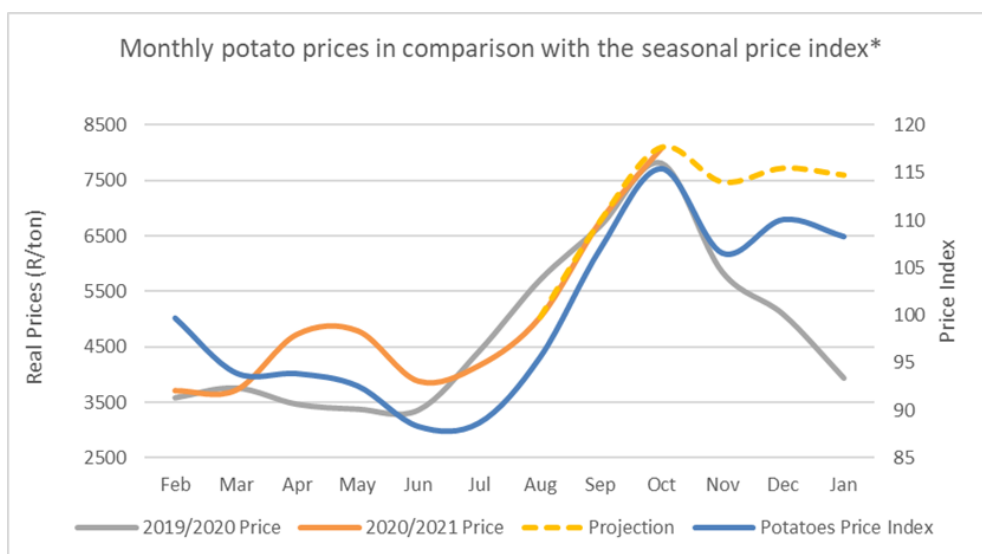
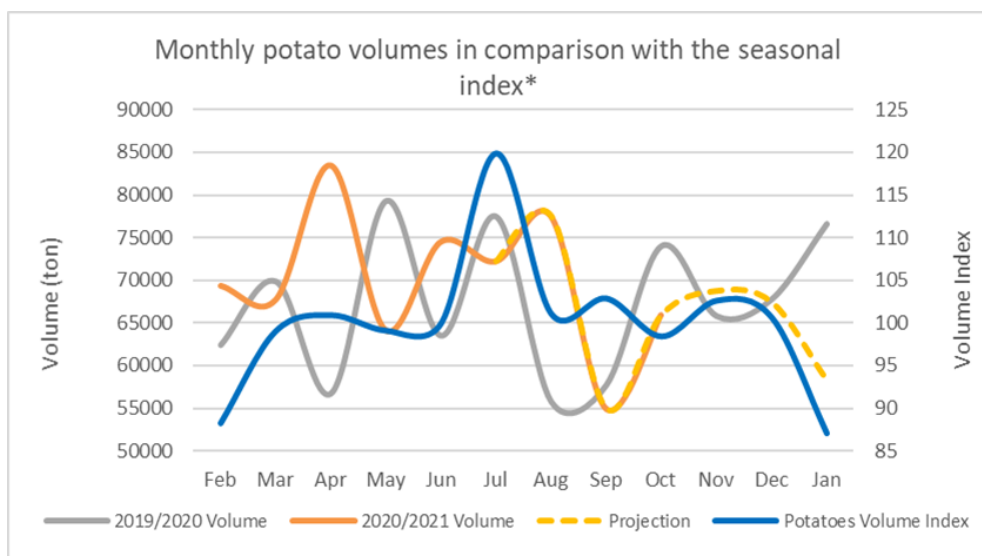
This week's volume increased very slightly by 1.7% against a very low decrease of 0.7% the previous week. The volume month on month this week increased by 16.6% compared to the previous weeks strong increase of 33.6%. The price this week dropped by 20% in comparison to the previous weeks decrease of 24.3%. This week's month on month price decreased by a strong 50.6% against the previous weeks very strong decrease of 53%.

Local Market

Weekly Potato Volumes and Prices

	Volume (ton)	Price (R/ton)
Week ended 19 November	16,340	R2,967
w/w	1.7%	-20.0%
m/m	16.6%	-50.6%
y/y	7.7%	-41.7%

Outlook



*Jan 2000 - Oct 2021

Tomato: Market Trends

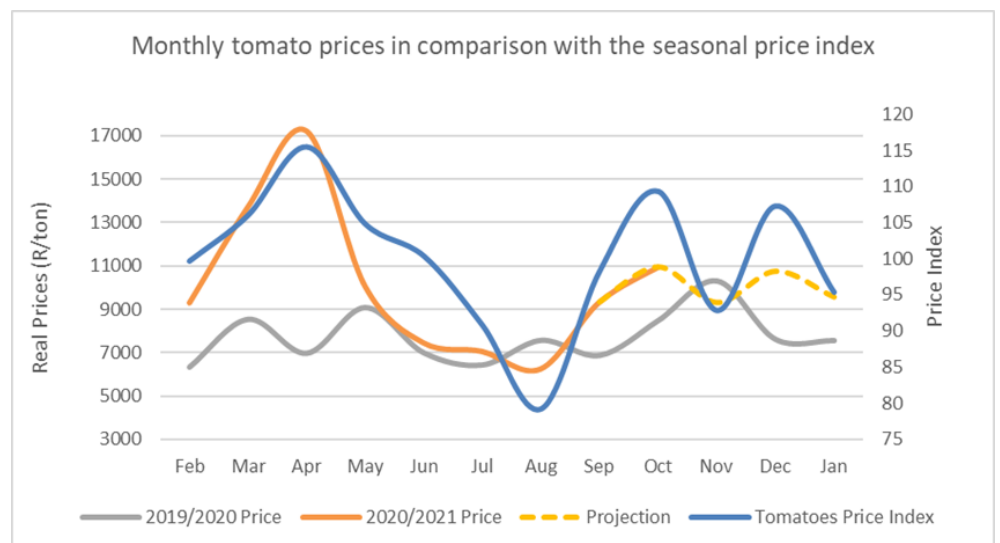
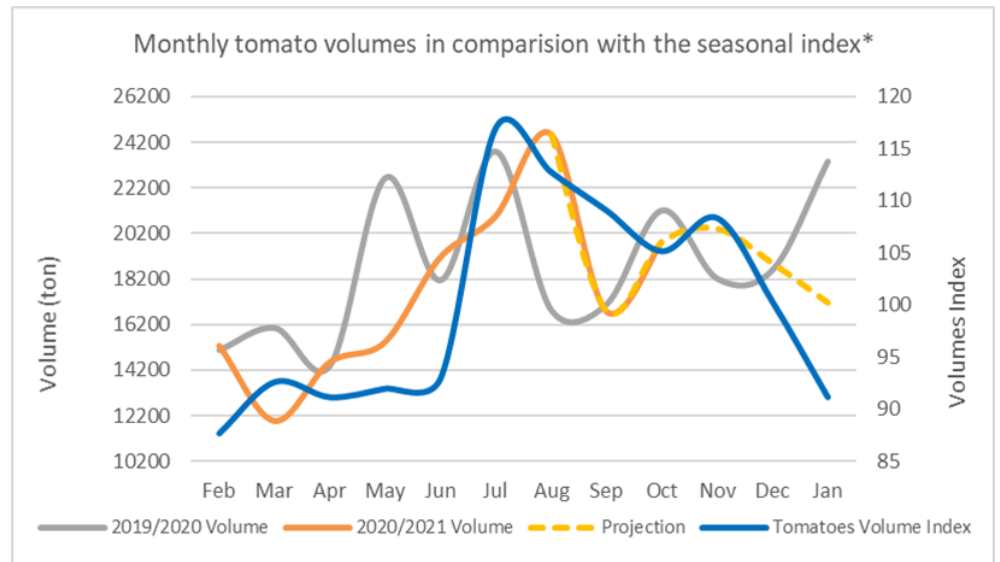
The volume this week increased by 25.2% compared to a very low increase of 1.1% the previous week. The month-on-month volume this week increased by 16.9% in comparison to the previous weeks low decrease of 4.2%. The price this week decreased by a strong 41.3% compared to the previous weeks increase of 6%. The month-on-month price this week decreased by a strong 44.5% against the previous weeks very low decrease of 2%.

Local Market

Weekly Tomato Volumes and Prices

	Volume (ton)	Price (R/ton)
Week ended 19 November	5,607	R4,448
w/w	25.2%	-41.3%
m/m	16.9%	-44.5%
y/y	29.4%	-38.7%

Outlook



*Jan 2000 - Oct 2021