



# Fresh produce market trends

Retail and Business Banking



## Potato quality affected by rain and heat in Northern parts of SA

First grade quality cabbage sold between R60 to R70 per bag. Second grade cabbage sold between R25 to R30 per bag. Carrot volumes are still strong on the Pretoria market. Large carrots sold between R25 to R35 per 10kg bags. Broken carrots sold between R10 and R15 for a 10kg bag. Demand for potatoes was strong, but current quality has deteriorated due to the heat and rains in the Northern parts of the country. There are high volumes available. Market stakeholders are however reporting that a large share of these volumes have quality issues due to the factors mentioned above. The large and large/medium potatoes sold at R40 per 10kg bag. Smaller potatoes have maintained their pricing at between R20 and R22 for a 10kg bag. Onion prices have increased and sold between R30 and R35 per 10kg with quality reported as good. Volumes have lightened due to the Limpopo season ending, with onions expected to arrive in the market from the Northern Cape. Demand for tomatoes was strong with the sale of the red fruit being sold between R10 and R12 per 1kg. Smaller tomatoes sold at R8 per 1kg with good quality being reported.

Retail and Business Banking  
AgriBusiness  
8 November 2021

**Abrie Rautenbach**  
+27 11 350 3327  
Abrie.Rautenbach@absa.africa

**Olga de Freitas**  
+27 11 846 1569  
Olga.defreitas@absa.africa

<https://www.absa.co.za/business/sector-solutions/agribusiness/agri-smart-insights/>

Accessor

# Fresh Produce Market Report

## Cabbage: Market Trends

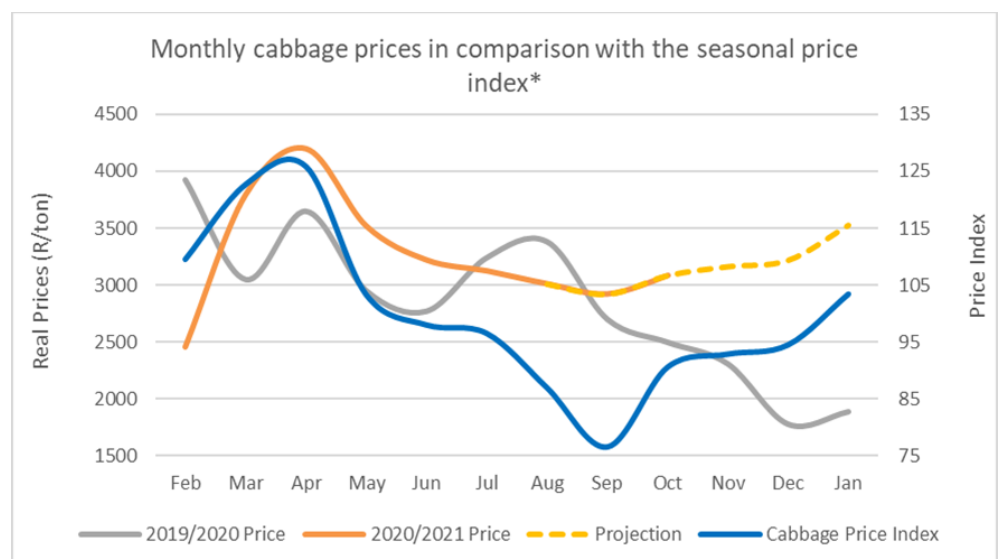
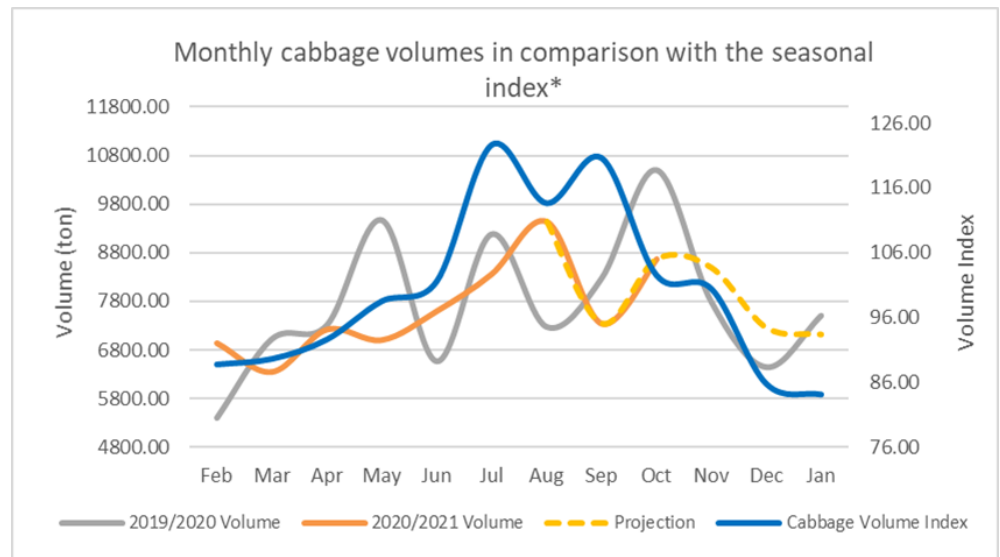
Cabbage volumes dropped by 22.8% compared to the previous weeks decrease of 6.8%. The month-on-month volume this week dropped by a strong 35.5% against the previous weeks decrease of 10.8%. The price this week increased by 17.9% in comparison to the previous weeks increase of 10.2%. This week's month on month price increased by a very strong 64.4% compared to the previous weeks increase of 23.2%.

### Local Market

#### Weekly Cabbage Volumes and Prices

	Volume (ton)	Price (R/ton)
Week ended 5 November	1,315	R2,614
w/w	-22.8%	17.9%
m/m	-35.5%	64.4%
y/y	-34.1%	-2.3%

### Outlook



\*Jan 2000 - Oct 2021

## Carrot: Market Trends

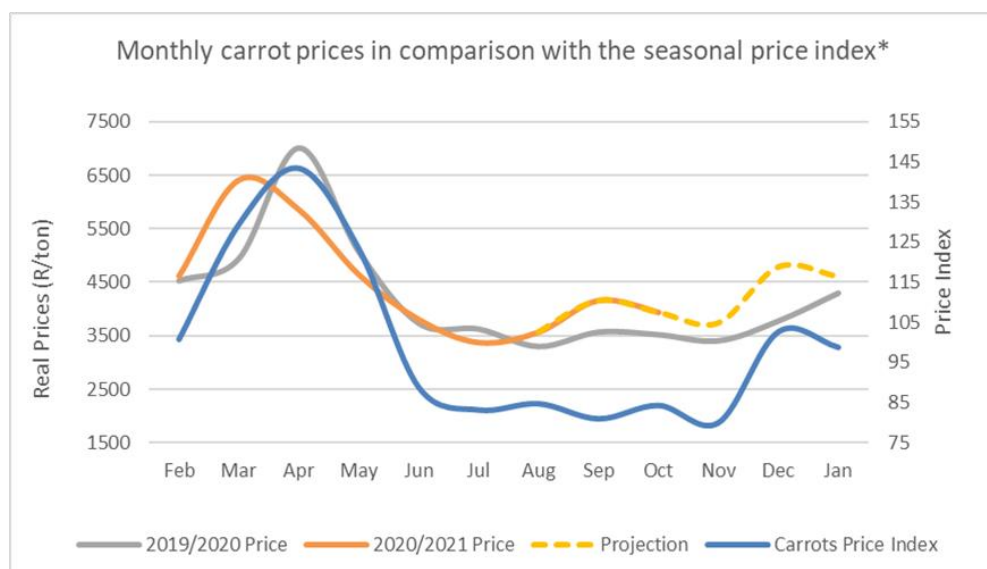
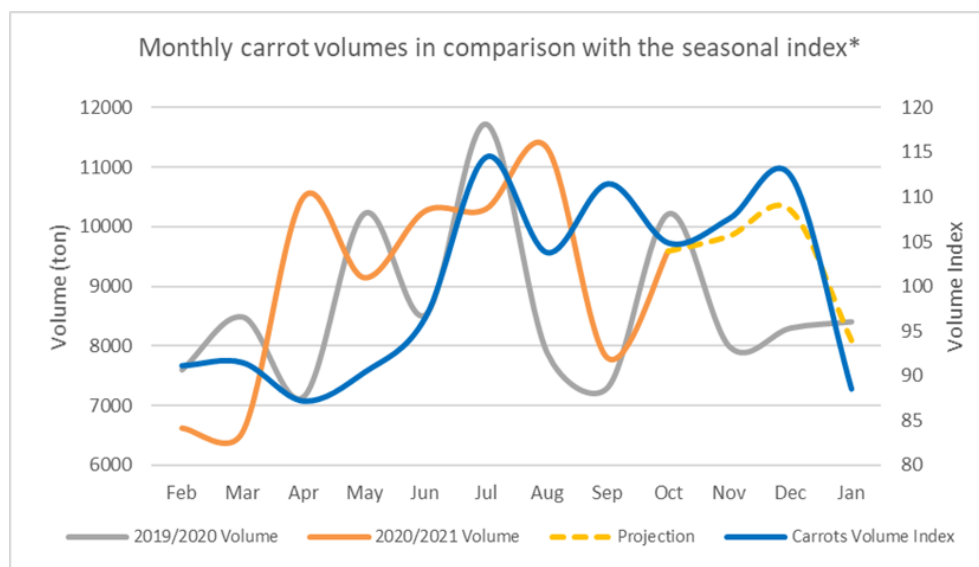
This week's carrot volume decreased by 14.6% compared to the previous week's increase of 16.8%. The month-on-month volume this week dropped by a very low 0.5% against the previous week's increase of 16%. The price this week increased by 25.7% in comparison to the previous weeks increase of 7%. The month-on-month price this week increased by 8.7% compared to the previous weeks decrease of 9%.

### Local Market

#### Weekly Carrot Volumes and Prices

	Volume (ton)	Price (R/ton)
Week ended 5 November	2,477	R2,625
w/w	-14.6%	25.7%
m/m	-0.5%	8.7%
y/y	20.1%	-15.7%

### Outlook



\*Jan 2000 - Oct 2021

## Onion: Market Trends

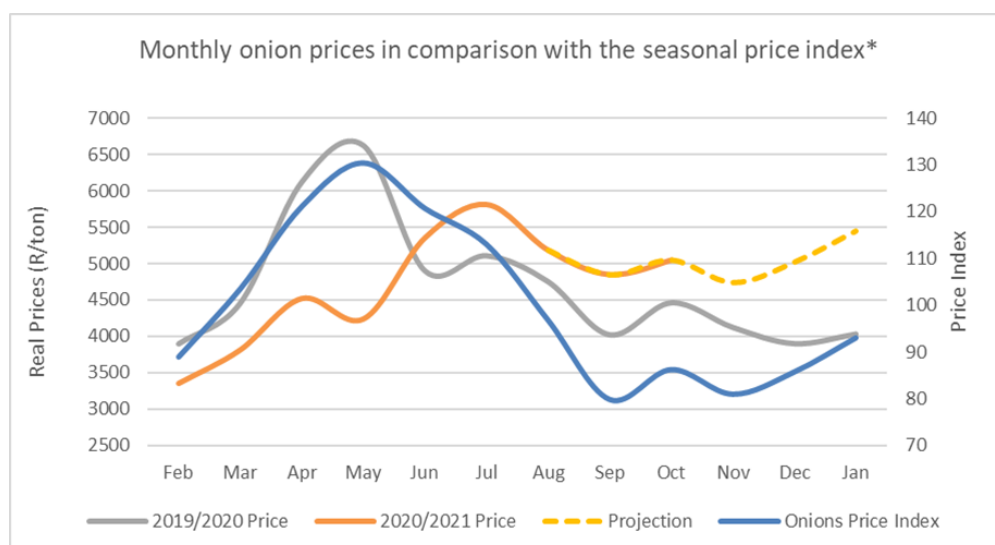
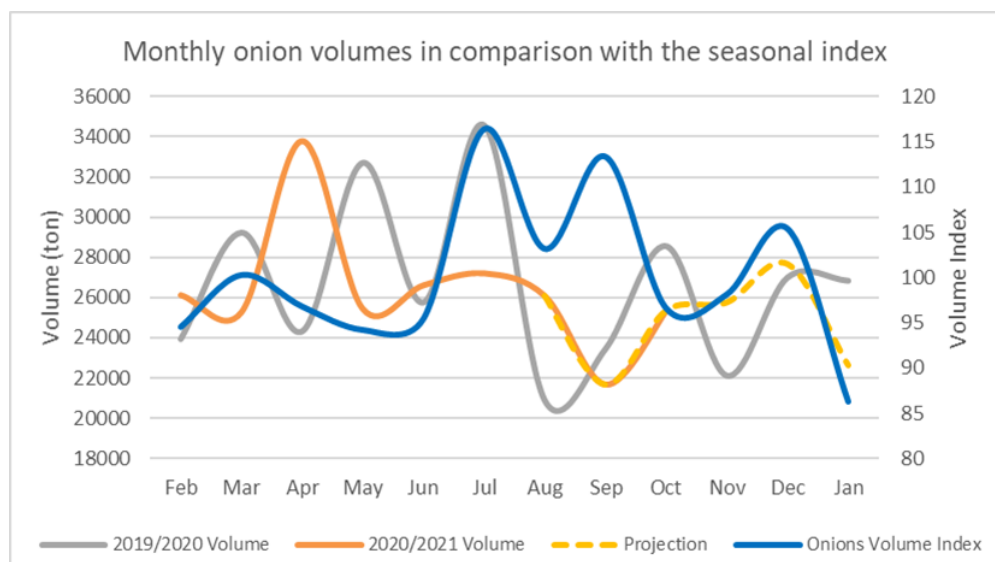
Onion volumes this week dropped by a low 5.8% against the previous week's increase of 23.4%. This week's month on month volume decreased by 8.4% compared to the previous weeks very slight decrease of 0.4%. The price this week increased by 8.6% against the previous weeks very slight drop of 1.5%. This week's month on month price increased by 16.9% in comparison to the previous weeks increase of 5.9%.

### Local Market

#### Weekly Onion Volumes and Prices

	Volume (ton)	Price (/ton)
Week ended 5 November	6,680	R2,946
w/w	-5.8%	8.6%
m/m	-8.4%	16.9%
y/y	6.6%	-23.3%

### Outlook



\*Jan 2000 - Oct 2021

## Potato: Market Trends

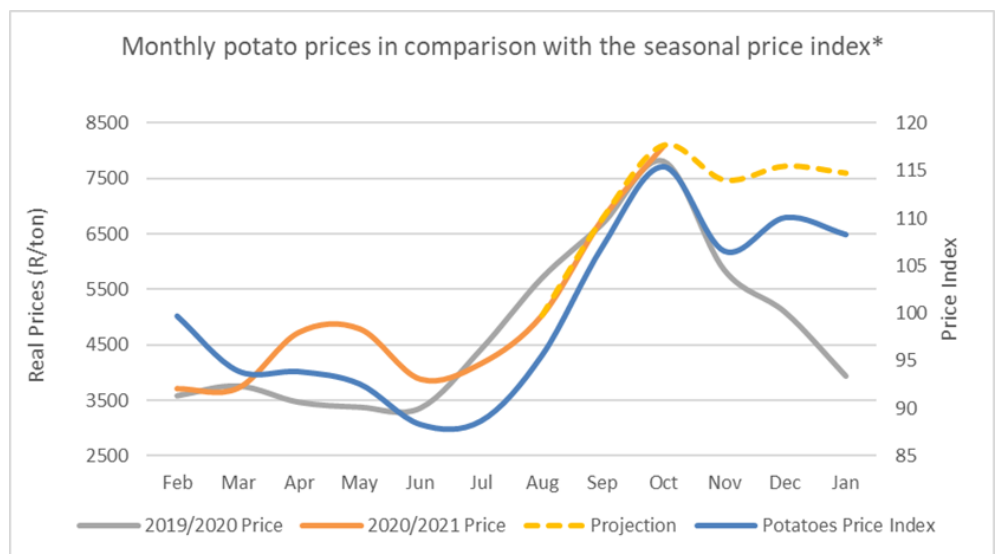
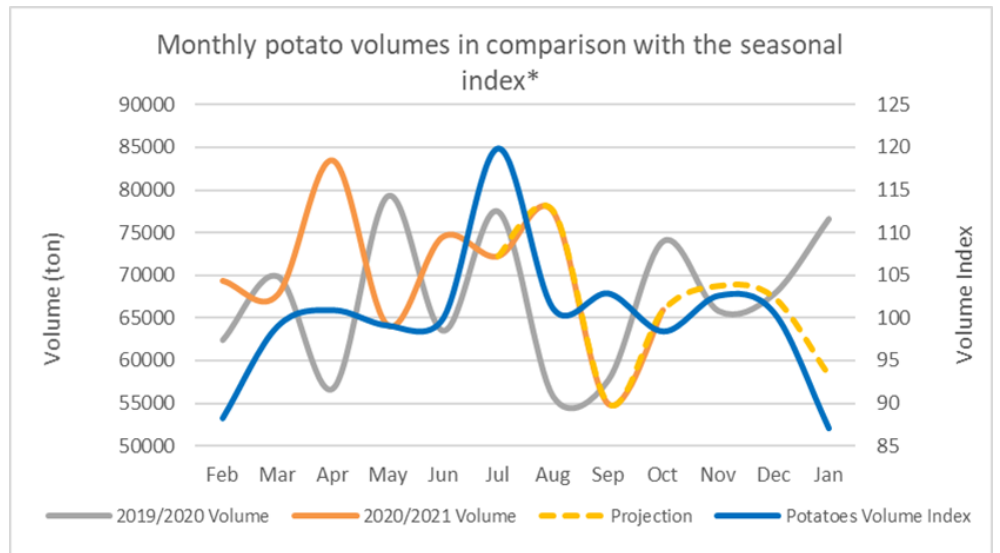
Potato volumes this week dropped by 8.1% against the previous weeks increase of 25.7%. This week's month on month volume increased by 14.3% compared to the previous weeks strong increase of 50.5%. The price this week dropped by a low 5.8% in comparison to the previous weeks decrease of 13.4%. This week's month on month price dropped by a strong 44%, compared to the previous weeks also strong decrease of 45.6%.

### Local Market

#### Weekly Potato Volumes and Prices

	Volume (ton)	Price (R/ton)
Week ended 5 November	16,186	R4,899
w/w	-8.1%	-5.8%
m/m	14.3%	-44.0%
y/y	-14.1%	-18.0%

### Outlook



\*Jan 2000 - Oct 2021

## Tomato: Market Trends

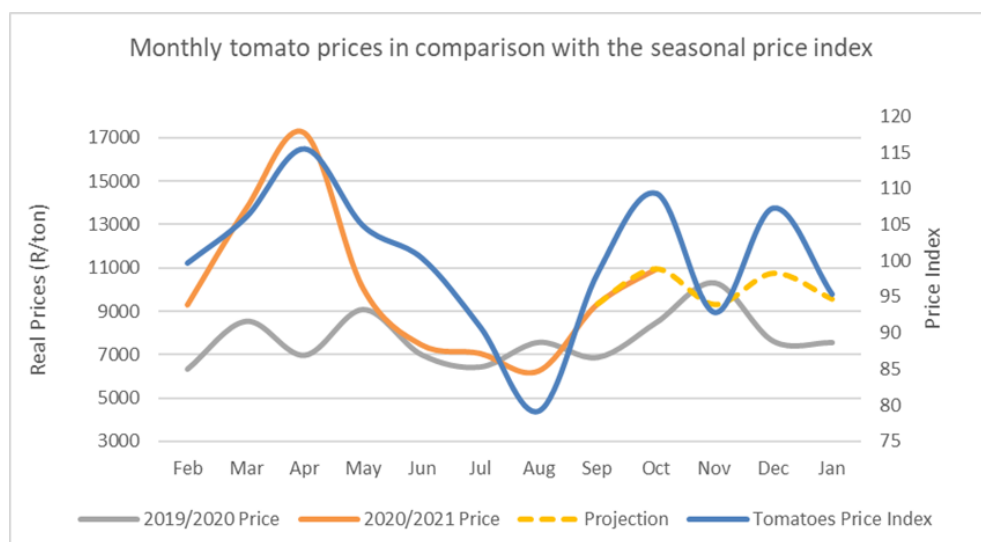
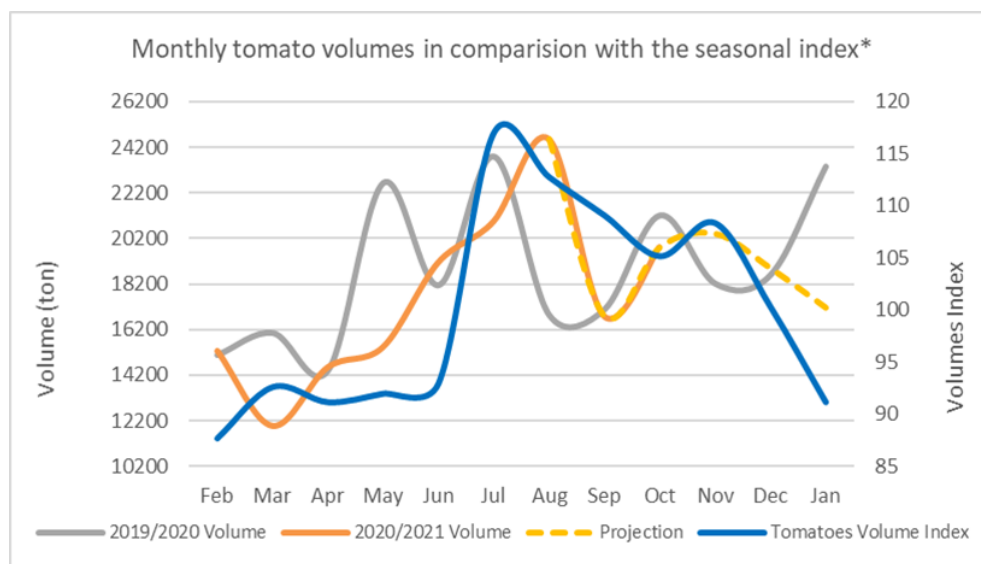
Tomato volumes dropped by 26.2% this week, compared to the previous weeks increase of 25.2%. This week's month on month volume decrease very slightly by 1.5% against a very strong increase the previous week of 59.2%. The price this week increased by 13.9% in comparison to the previous weeks decrease of 21.8%. The month-on-month price this week decreased by 32.2% compared to the previous weeks decrease of 36%.

### Local Market

#### Weekly Tomato Volumes and Prices

	Volume (ton)	Price (R/ton)
Week ended 5 November	4,433	R7,144
w/w	-26.2%	13.9%
m/m	-1.5%	-32.3%
y/y	-20.0%	24.5%

### Outlook



\*Jan 2000 - Oct 2021